



SPARE WHEEL BAG

USER MANUAL

SH-TRASH-KHAKI-BG07

V1.0



ABOUT US

Founded in 2018, the San Hima brand stands for passion and enthusiasm for exploring the spectacular nature of the great outdoors. Since its inception, the trusted solutions and proven designs that San Hima offers to the market have made adventure and travelling flexible and enjoyable!

Based in Australia, San Hima has under its umbrella a wide selection of outdoor solutions, including cargo systems, vehicle protection accessories and tow & trailer parts, that are designed to help you carry your gear wherever your passion takes you and boost your performance when conquering the peaks!

At San Hima, we have wild souls and we are committed to designing products that are tough enough to take on any adventures and at the same time, making them safe and easy to use. These values in our conviction are what drive us to make innovations. Since pursuit your passion shouldn't be complicated.

Live the Peak, Conquer the Everest, San Hima is your brand of choice!

CAUTION

- Read all instructions thoroughly before use.
- Check local laws and regulations before attaching any external components onto your vehicle.
- Prior to strapping the bag to a rear mounted spare wheel, check that all wheel nuts are tightened to the correct torque.
- Do not reduce visibility of the licence plate in anyway.
- Avoid carrying sharp objects (including broken glass), harmful chemicals / oils, or hot materials.
- Prior to using the bag, inspect for damage.
- Always check lid is completely buckled closed before driving.
- Regularly check buckles and straps are secure when driving.
- Clean the bag regularly with a non-abrasive sponge or similar in warm water and pH neutral car washing liquids only. Allow to dry in the shade to promote longevity.
- Always ensure the bag is dry prior to being stored.
- Ensure the bag is not stored in direct sunlight or wet / humid environments.
- Keep the bag out of reach of children.

PARTS LIST

1 PC(s) San Hima Spare Wheel Bag

SPECIFICATIONS

Size	61*59*20cm	Coating	PU
Storage Capacity	69L	Lining	210D Oxford Fabric
Material	600D Oxford Fabric	Compatible Tyre Diameter	≤89cm

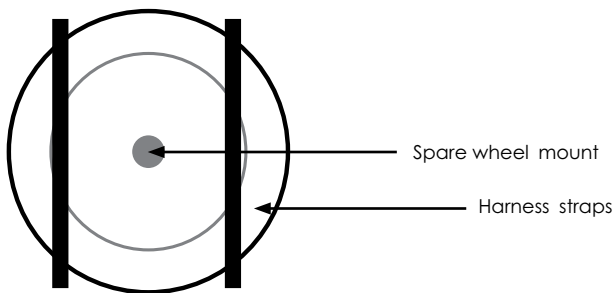
INSTALLATION INSTRUCTIONS

Step 1

Position the spare wheel bag over the wheel, and arrange the harness so that the straps go behind the wheel. There are 2 methods in which the bag may be strapped to a spare wheel.

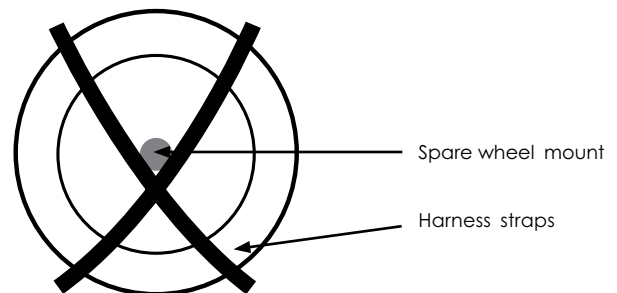
Method 1: Vertical Method

The harness straps are in a vertical position.



Method 2: Cross Over Method

The harness straps are crossed over.

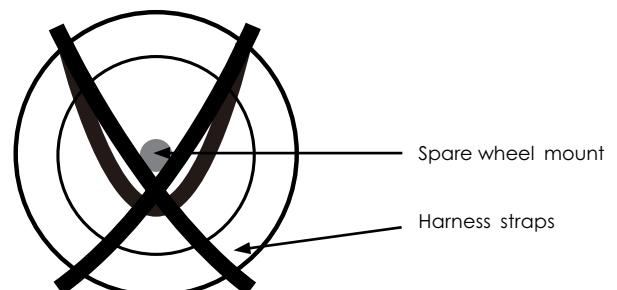
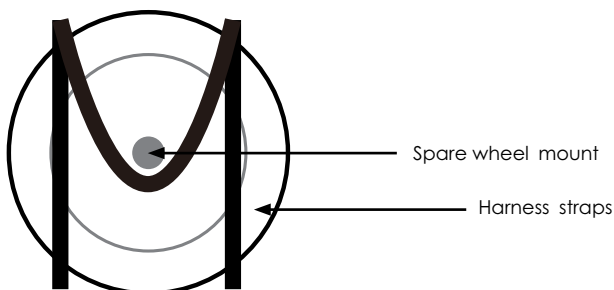


Step 2

Engage both buckles. Tighten both straps so that both buckles are snug against the tyre.

Step 3

Pass the anti-slouch strap under your spare wheel mount and back up to the top of the rear wheel bag.



Step 4

Engage the buckle and firmly tighten the anti-slouch strap.

Step 5

Check to ensure that harness and bag are snug on the wheel, and that buckles are firmly engaged and secure. Excess straps may be loosely tied together to stop flapping or dragging.



WARRANTY

Your spare wheel bag is covered by the following Limited Warranty provided exclusively by San Hima, which is the ONLY warranty made in connection with your purchase.

San Hima neither assumes nor authorizes any vendor, retailer or entity to assume for it any other obligation or liability in connection with this product or Limited Warranty.

What is covered: subject to the terms, exclusions and limitations herein and with respect only to San Hima branded product, San Hima warrants to the initial purchaser ONLY that your San Hima product shall be free of defects in material and workmanship: for a period of TWO (2) years from date of purchase.

San Hima reserves the rights to:

- a. require invoice or other proof your product is within the terms of this Limited Warranty as a condition of warranty service and,
- b. make future revisions to this product and Limited Warranty without prior notice or obligation to upgrade your product.

What is Not Covered:

This Limited Warranty does not cover products or parts San Hima determines to have been damaged by or subjected to:

- a. assembly damage, alteration, modification, failure to maintain or improper repair or service,
- b. normal wear & tear, cosmetic damage or damage from moisture or water immersion,
- c. accidents, misuse, negligence or impact with vehicle(s), obstacles or other aspects of the environment,
- d. theft, vandalism or other intentional damage.