

Liberty Pumps®

PC441-Series



Sump Pump Combo Series

Pre-assembled Primary Pump and Battery Back-up System

Compact design provides secure basement protection

Drop-in-the-pit ready

Features:

- Fully assembled and automatic operation
- Primary pumps available in 1/3 or 1/2 HP
- Ready to connect to 1-1/2" discharge
- Provides uninterrupted pumping in the event of power outage or main pump failure
- Compact profile will fit minimum 15" diameter sump pits
- Back-up Pump (Model 441) offers advanced energy efficient 1000mA switch mode charger
- Meets California CEC standards
- Self-resetting 24 hour silence
- Audible and visual alarm warns of backup pump operation
- System includes primary pump check valve and back-up pump check valve

Models:

PC237-441 1/3 HP (Model 237 and 441)

PC257-441 1/3 HP (Model 257 and 441)

PC457-441 1/2 HP (Model 457 and 441)

PCS37-441 1/3 HP (Model S37 and 441)

PCS37-P-441 1/3 HP (Model S37-P and 441)

innovate. evolve.

Liberty Pumps
StormCell
Battery Recommended

PC-SERIES

SUMP PUMP COMBO SERIES

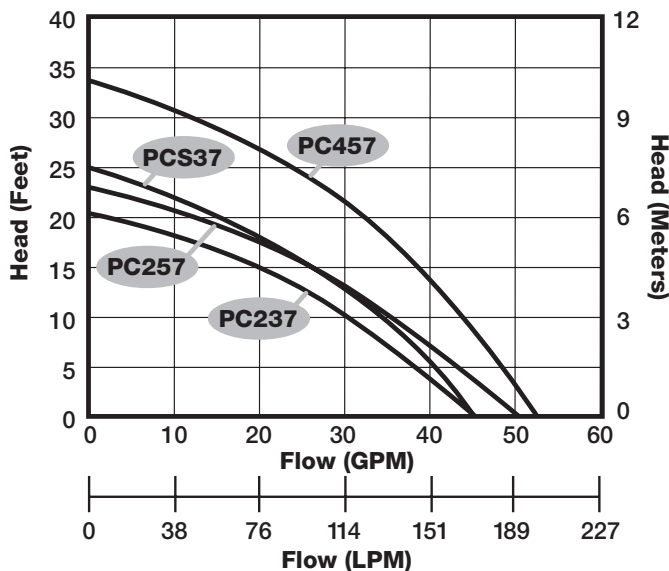
Models	Description	Primary Pump	Back-up Pump	System Weight
PC237-441	1/3 HP (Model 237 and 441)	115 V, 5.2 A	12 VDC 1000 mA	23 lbs.
PC257-441	1/3 HP (Model 257 and 441)	115 V, 5.2 A	12 VDC 1000 mA	35 lbs.
PC457-441	1/2 HP (Model 457 and 441)	115 V, 7.3 A	12 VDC 1000 mA	25 lbs.
PCS37-441	1/3 HP (Model S37 and 441)	115 V, 6.5 A	12 VDC 1000 mA	26 lbs.
PCS37-P-441	1/3 HP (Model S37-P and 441)	115 V, 6.5 A	12 VDC 1000 mA	27 lbs.

Minimum pit size for all above systems 15" diameter x 18" deep.

For complete primary pump specifications see appropriate 230-Series, 250-Series, 450-Series, or S30-Series literature.

For complete back-up pump specifications see Model 441 literature.

PRIMARY PUMP PERFORMANCE



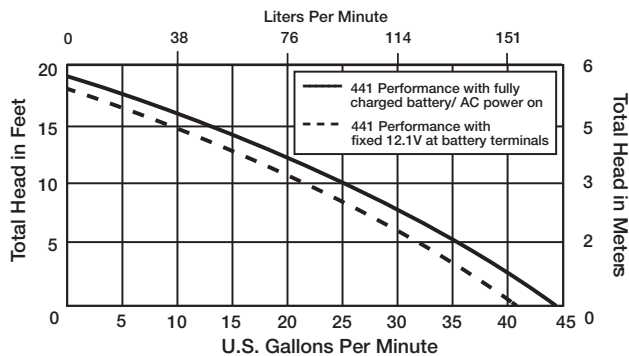
Included in complete system

- Primary Pump, 115 V
- 441 Back-up Pump, 12 VDC
- 1-1/2" PVC piping with rubber coupler between primary pump and back-up pump (rubber coupler provides easy removal and serviceability of back-up pump)
- Check valve included on primary pump and back-up pump
- Completely assembled
- Maximum fluid temperature 140° F
- Battery not included. 12-volt marine-type deep cycle battery recommended. (Group 27 or 31 AGM or Wet Cell compatible)

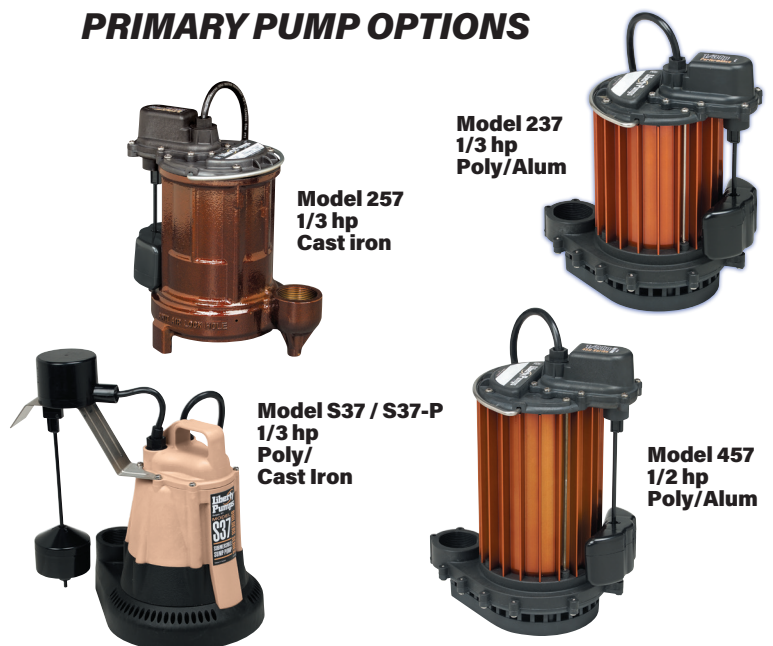
For optimum performance, Liberty StormCell® batteries recommended

BACK-UP PUMP PERFORMANCE

Model 441



PRIMARY PUMP OPTIONS



Specifications subject to change without notice.

Liberty Pumps • 7000 Apple Tree Avenue • Bergen, New York 14416 • Phone 800-543-2550 Fax 585-494-1839

www.LibertyPumps.com

Copyright © Liberty Pumps, Inc. 2019
All rights reserved. LLIT 6670 R04/19