

**FEATURES OF THE
KPP23**

- User friendly
- Robust design
- 23 ton capacity
- Working pressure 70 MPa
- Total weight 39 kg
- Quick male coupling included
- Perform the labour in situ
- Time saving
- Push cylinder CFC256 included



23 TON HYDRAULIC KING PIN PRESS KPP23

The quick, simple labour saving tool for removal of a seized king pins

■ Information



Universal, simple and safe - these were the major criteria used during the development of the KPP23.

The kingpins are an important part of the steering system, which needs regular maintenance and inspection to ensure safety operations. The KPP23 will simplify the operation.

■ Functionality



Equipped with a quick coupling, the KPP23 is easy to connect to a hydraulic pump.

The King-Pin press can be operated by an air hydraulic pump or hand pump if no external power source is available.

■ Usability



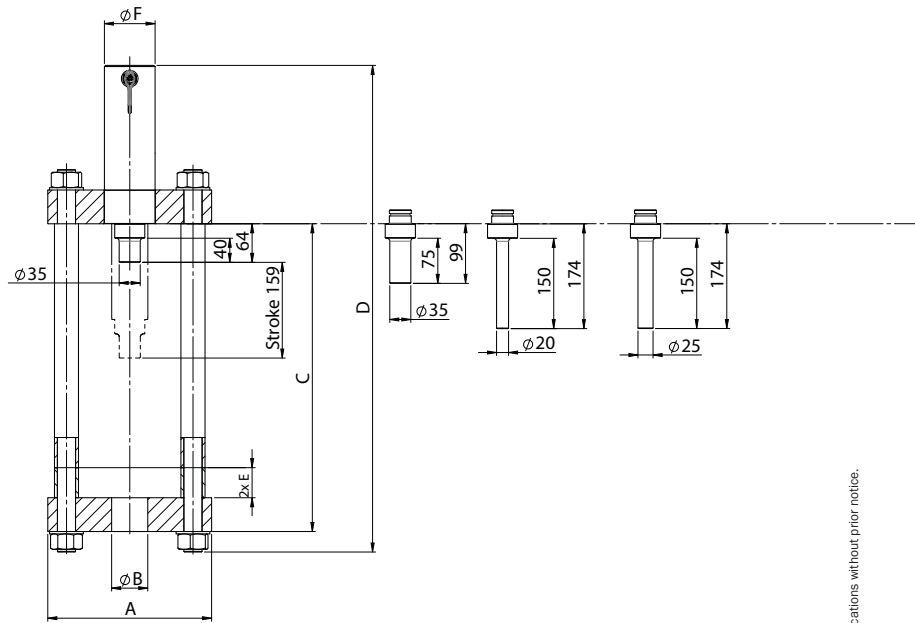
With a spread of 272 mm and reach of 708-808 mm, and its 23 ton capacity allows it to remove around 80% of all commercial vehicle king pins & stub axles on the market. It comes complete with a set of 4 pusher pins in various diameters and lengths.

KPP23 - PERFORMANCE



Stroke	159 mm / 6.3 in
Capacity	230 kN / 23 ton
Max. working pressure	70 MPa / 10000 psi
Weight	39 kg / 86 lbs

KPP23 - MEASUREMENTS

A	272 mm / 10.7 in
B	60 mm / 2.4 in
C	411 - 511 mm / 16.2 - 20.1 in
D	708 - 808 mm / 27.9 - 31.8 in
E	50 mm / 2 in
F	84,1 mm / 3.1 in



KPP23 - PUMP ALTERNATIVES

Air driven pump - for more comfort	Hand pump - more portable
	
PP70B-1000 PP70B-1000/LS201 (2 m hose, female quick coupling and swivel) PP70B-1000/LS250 (2.5 m high flex hose, quick coupling and swivel)	PHS70-1000 PHS70-1000/LS201 (2 m hose, female quick coupling and swivel) PHS70-1000/LS301 (3 m hose, female quick coupling and swivel) PHS70-1000/LS250 (2.5 m high flex hose, quick coupling and swivel)

ORDER INFORMATION

Designation	KPP23						
Part number	50218						
Designation	PP70B-1000	PP70B-1000/LS201	PP70B-1000/LS250	PHS70-1000	PHS70-1000/LS201	PHS70-1000/LS301	PHS70-1000/LS250
Part number	49300	49306	49307	44400	44414	44419	44417

NOTE! All REHOBOT Data Sheets uses metric ton.
 1 metric ton = 0.98 long ton = 1.10 short ton.