

Cuddly Bird Instructions and Warranty Information

Cuddly Bird Instructions

01 Vibration Mode

Move this product on your body, including ear back, neck, chelidon, back and waist, inner thigh, pudendum and other sensitive parts, and enjoy it slowly.

02 Tease with the tail accurately



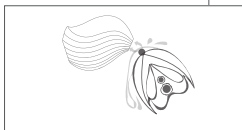
Stimulate with the belly widely

03

04

Suck Mode

Apply lubricating liquid at the clitoris, fit the mouth of this product with the clitoris. It's better to experience from the lowest gear and enjoys the slowly increasing pleasure.



05

Warm prompt:

When the mouth fails to fit the skin well, air will go in and out, and there will be a "bobo" sound. This is a normal phenomenon, but the pleasure will be reduced;

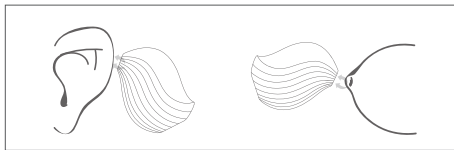
When the mouth completely fits the sensitive part, the "bobo" sound will disappear, and a stable buzz sound will emerge. You can enjoy the pleasure with abandon!



Not fit
"bobo" sound



Completely fit
Buzz sound



More Exploration

This product can be used on other sensitive parts and allow you to enjoy the highly realistic tender tease.

06

07

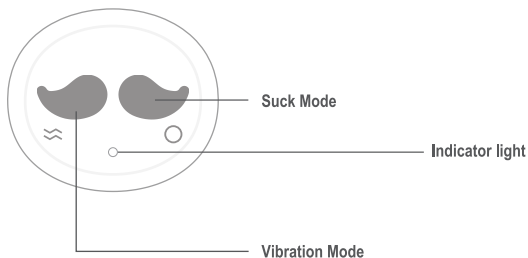
Wash it with clean water after use, and then put it in the storage box at the base or in a storage bag.

Night Lamp Instructions



- When this product is energized and Cuddly Bird is removed from the base, the light at the base will shine, turning into a night lamp, which can create a romantic atmosphere or be used on a daily basis.
- When this product is energized, put Cuddly Bird on the base to charge.
- During charging, the night lamp displays a breathing status, shining and dimming alternatively.
- When the charging is completed, the night lamp will go out, and it will not disturb nor consume power.
(The night lamp has no battery, and need to be energized for use)

Button instructions



Long press the button \circ for 3 seconds to start the Suck Mode, and click the button to switch among three gears (Slight, Intermediate and Intensive)

Long press the button \approx for 3 seconds to start the Vibration Mode, and click the button to switch among three gears (Slight, Intermediate and Intensive) and 1 frequency conversion

Long press the same button: on/off

Long press different buttons: Switch between Vibration/Suck Modes

Low battery indicator: When the remaining power can only maintain the operation for 40 minutes, the red light will flash for about 2-3 times, accounting for 20% of full power.

Status of power shortage: When this product shuts down, the red light will flash for 6 seconds

Long press the button two times: Start the travel lock, which is used to avoid awkward situations when this product is started by accidentally hitting the button. Long press the button for two times to unlock for normal use.

Product specification

Material: Silicone+ABS

Number of Motor: 2

Size: Product size 78*55 mm*56 mm Base size 112*78 mm

Weight: Net Weight: 133g Gross Weight: 247g

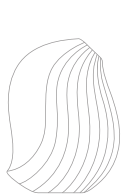
Battery: 500 mAh

Charge: Charge this product through Type-C interface for 2.5 hours; During charging, the light base will flash, it will go out when full charged.

Service time: This product can run for over 2.5 hours at the max gear in Suck Mode
This product can run for over 80 minutes at the max gear in Vibration Mode

Waterproof level: IPX6, it can be washed in water. It's better not to use it during soaking.

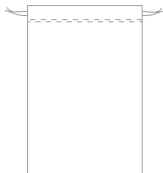
Packaging list



① Cuddly Bird



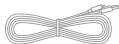
② Romantic Lamp
Charger



③ Portable Bag



④ Instructions



⑤ Charging Cable

Note: This product has no charger. Please charge this product by a frequently-used smartphone charger.

Precautions

- Wash this product thoroughly with clean water before and after each use.
- This product is applicable only to a person who is 18 years old or above. In order to avoid any spread of disease, do not share this product with others.
- When you feel not well, do not use this product.
- Any pregnant woman or any person with cardiac pacemaker, diabetes, phlebitis or thrombosis shall consult a medicine specialist for any risk of blood clot before the use of any private massage product.



Scrapping and recycle

Scrapping and Recycle of Electronic Product (applicable to EU and other European countries adopting a separate waste collection system)

A symbol of trash can with a "X" means this product shall, after scrapping, be deemed as a scraped electronic/electrical device and sent to an electronic/electrical device collection station, which shall not be disposed of as general rubbish.



RoHS



Disclaimer: The user shall assume the risk of product use. CW and its retailers shall not assume any legal liability arising from the use of this product. CW reserves the right to modify this instruction without a notice to any person.

After-sale Card

Thanks for choosing Cuddly Bird of CW (Courage & Wisdom). The warranty is 1 year from the sales date.

| | | | |
|----------------------------|--|-----------------|--|
| Sales date | | Warranty period | |
| Contacts | | Tel. | |
| User address | | | |
| Cause for Product Exchange | | | |
| Suggestions to us | | | |
| Consignee | | Tel. | |
| Delivery address | | | |

User can exchange it for free according to the provisions of warranty when any fault occurs due to the defect of raw materials and processing under normal environment and use conditions. This after-sale card is a certificate for exchange, please keep it carefully.