

AIR SAVER NOZZLES

1. COMPRESSED AIR SUPPLY

Air supplies are plagued with condensed water vapor in the air lines. This condensation leads to rust and dirt in the air lines. Also some compressors will allow oil or oil vapor to enter the line. Small orifices in the AiRTX Air Saver products may become clogged with rust, dirt, and water droplets. A 5-micron filter will separate 99% of the foreign material from the air supply allowing virtually maintenance free operation. The use of an oil filter will remove the oil droplets with an effective filtration of 0.01 ppm for an even cleaner air supply. Keep in mind that the current line or air might contain dirt or oil and should be blown out before installation. Also pipe thread sealant or tape must be carefully applied to avoid clogging product orifices.

2. AiRTX PRODUCT PERFORMANCE/COMPRESSED AIR SUPPLY LINE SIZE.

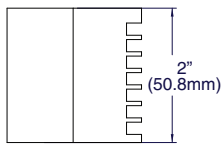
To obtain maximum performance from the AiRTX products, accurate measurements of air pressure (psi) and air volume (cfm) must be obtained. Line pressure of 70-90 psi can be present without sufficient volume (cfm) of air. To ensure that both pressure and volume are present to efficiently operate the AiRTX products, a line size of 1/4" pipe or 1/2" hose should be used for applications up to 10 ft. from the main header. Use 3/8" pipe or 3/4" hose up to 20 ft. and 3/4" pipe and 1" hose up to 50 feet.

Normal quick couplers will limit the supply of compressed air @ 80 psi to 32 cfm while a Pipe Nipple connection will flow many times the amount of air at the same 80 psi above the limit of the quick connect of 32 cfm. Try not to starve the Nozzles for compressed air and thereby limit the efficiency of the AiRTX Nozzle.

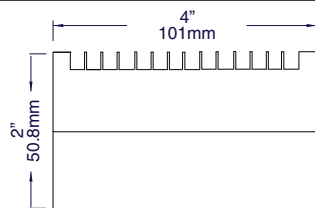
Air Flow to Air Saver Nozzle 48009/40009 from Quick Connect and Pipe Nipple

CCW turns from Closed Position	1/4" Quick Connect			
	40psi	60psi	80psi	100psi
1/4	10 cfm	12 cfm	13 cfm	15 cfm
1/2	16	19	22	24
3/4	20	24	27	30
1	22	27	30	34
1 -1/2	25	30	34	38
CCW turns from Closed Position	1/4" Pipe Nipple			
	40psi	60psi	80psi	100psi
1/4	10 cfm	12 cfm	13 cfm	15 cfm
1/2	18	21	24	26
3/4	24	28	32	36
1	29	34	38	44
1 -1/2	36	41	47	52
2	38	45	52	54

Air Saver Nozzles

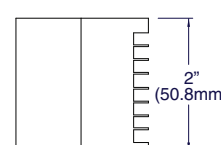


Aluminum Wedge Jet Model 38050 and SS Model 30050

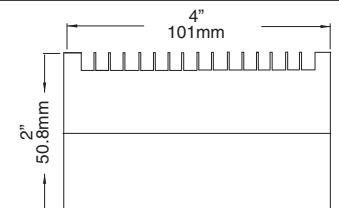


Aluminum Wedge Jet Model 38054 and SS Model 30054

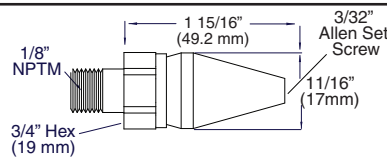
Hurricane Air Saver Nozzles



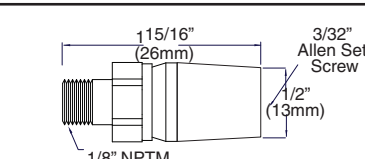
Hurricane Wedge Jet Model 38150 and SS Model 30150



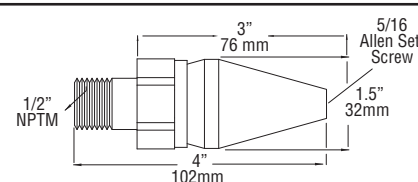
4 Inch Hurricane Wedge Jet Model 38154 and SS Model 30154



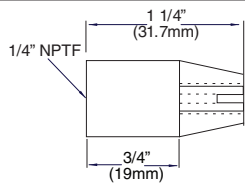
Adjustable Air Saver Nozzle Model 48009
SS Adjustable Air Saver Nozzle Model 40009



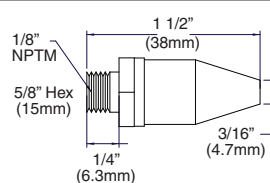
Aluminum Adjustable "Deflection Free" Nozzle Model 48004



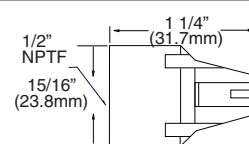
Hurricane Adjustable Air Saver Nozzle Model 48109



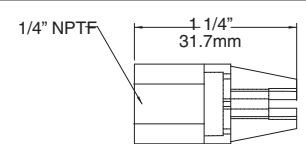
Alum. Air Saver Force Nozzle Model 48007 and SS Model 40007



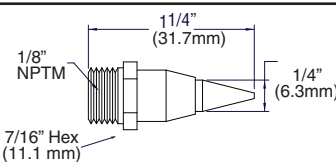
Rubbertip Nozzle Model 48006



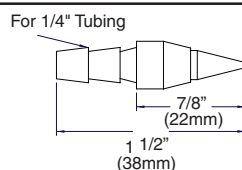
Hurricane Air Saver Nozzle Model 48107 and SS Model 40107



Hurricane Air Saver Nozzle Model 48005 and SS Model 40005



Brass Fixed Flow Air Saver Nozzle Model 48008
SS Fixed Flow Air Saver Nozzle Model 40008



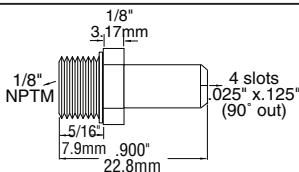
Brass Fixed Flow Air Saver Nozzle Model 48010 (Barbed Fitting)

3. USE AND INSTALLATION OF AiRTX AIR SAVER NOZZLES Model 48009/40009

The AiRTX Air Saver Nozzles Model 48009 and Stainless Steel Model 40009 are factory set to consume 15 cfm at 80psi. The 25:1 Amplification ratio of the Nozzle produces 375 cfm at this setting. A 3/32 hex wrench will loosen the screw in the end of the conical tip if the air flow needs to be changed. Call 1-800-307-7475 for assistance.

3. USE AND INSTALLATION OF AiRTX AIR SAVER NOZZLE Model 48109

The AiRTX Air Saver Nozzle Model 48109 is factory set to consume 30 cfm at 80psi. The 25:1 Amplification ratio of the Nozzle produces 750 cfm at this setting. A 5/32 hex wrench will loosen the screw in the end of the conical tip if the air flow needs to be changed. Call 1-800-307-7475 for assistance.



Low Flow Fixed Air Saver Nozzle Model 48002 Brass/40002 SS

Also check out
**AiRTX HURRICANE
AIR KNIVES and AIR AMPLIFIERS**
1-513-631-0660
www.airtx.com

BLOW-OFF FORCE IN OUNCES OF THRUST

25:1 Air Amplification

Wedge Jet Model 38050 & 30050

Distance from target	Pressure (psi)			
	40 psi	60 psi	80 psi	100 psi
6"	20	28	34	39
12"	14	22	29	35
18"	10	17	24	30
Air Usage cfm	16	22	28	32

4 inch Wedge Jet Model 38054 & 30054

Distance from target	Pressure (psi)			
	Hurricane 40 psi	Hurricane 60 psi	Hurricane 80 psi	Hurricane 100 psi
6"	40	56	68	78
12"	28	44	58	70
18"	20	34	48	60
Air Usage cfm	32	44	56	64

Adjustable Air Saver Nozzle Model 48009 & 40009

Distance from target	Pressure (psi)			
	40 psi	60 psi	80 psi	100 psi
6"	7.7	12.2	16.5	20.6
12"	7.6	11.5	15.9	20.1
18"	6.9	10.0	13.3	16.8

Air Saver Nozzle set @ 15 cfm @ 80 psi

Air Saver Force Nozzle Model 48007 & 40007

Distance from target	Pressure (psi)			
	Hurricane 40 psi	Hurricane 60 psi	Hurricane 80 psi	Hurricane 100 psi
6"	9	16	21	24
12"	8	15	20	23
18"	6	13	18	21
Air Usage cfm	9	13	15	19

Adjustable Flare Nozzle Model 48004

Distance from target	Pressure (psi)			
	40 psi	60 psi	80 psi	100 psi
6"	12	16	20	22
12"	11	15	18	21
18"	10	13	18	18

Air Saver Nozzle set @ 15 cfm @ 80 psi

Rubbertip Nozzle Model 48006

Distance from target	Pressure (psi)			
	40 psi	60 psi	80 psi	100 psi
6"	4.5	6.1	8	11.6
12"	4	5.7	8.3	11
18"	3.7	5.2	7.5	10.8
Air Usage cfm	6	7	9	11

Fixed Flow Air Saver Nozzle Model 48008, 40008 & 48010

Distance from target	Pressure (psi)			
	40 psi	60 psi	80 psi	100 psi
6"	4.5	6.1	8	11.6
12"	4	5.7	8.3	11
18"	3.7	5.2	7.5	10.8
Air Usage cfm	6	7	9	11

Low Fixed Flow Air Saver Nozzle Model 48002 Brass/40002 SS

	Pressure (psi)			
	40 psi	60 psi	80 psi	100 psi
Compressed Air Consumption	0.6	1.2	1.8	2.2

Wedge Jet Hurricane Model 38150 & 30150

Distance from target	Pressure (psi)			
	40 psi	60 psi	80 psi	100 psi
6"	46	64	78	90
12"	32	51	67	81
18"	23	39	55	69
Air Usage cfm	29	40	50	58

4 inch Wedge Jet Hurricane Model 38154 & 30154

Distance from target	Pressure (psi)			
	Hurricane 40 psi	Hurricane 60 psi	Hurricane 80 psi	Hurricane 100 psi
6"	94	128	156	180
12"	64	102	134	162
18"	46	78	110	130
Air Usage cfm	52	70	90	104

Adjustable Air Saver Nozzle Hurricane Model 48109

Distance from target	Pressure (psi)			
	40 psi	60 psi	80 psi	100 psi
6"	16	24	33	41
12"	15	22	22	40
18"	14	20	27	34

Air Saver Nozzle set @ 30 cfm @ 80 psi

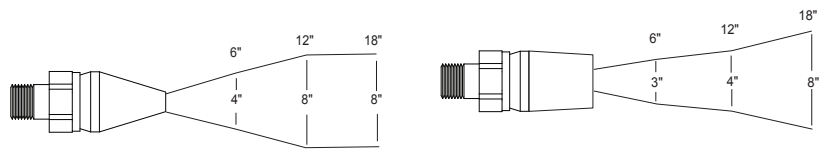
Air Saver Fixed Flow Nozzle Hurricane Model 48107

Distance from target	Pressure (psi)			
	Hurricane 40 psi	Hurricane 60 psi	Hurricane 80 psi	Hurricane 100 psi
6"	16	24	34	46
12"	14	25	32	40
18"	12	20	28	38
Air Usage cfm	23	28	32	35

Air Saver Force Nozzle Hurricane Model 48005 & 40005

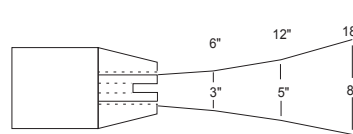
Distance from target	Pressure (psi)			
	Hurricane 40 psi	Hurricane 60 psi	Hurricane 80 psi	Hurricane 100 psi
6"	19	34	44	50
12"	17	32	42	58
18"	13	27	38	44
Air Usage cfm	17	24	28	36

FLOW PATTERN

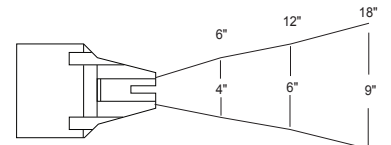


Model 48009 & 40009, 48109

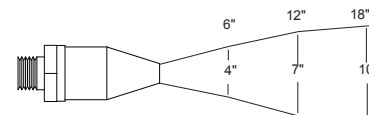
Model 48004



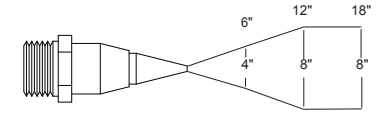
Hurricane Model 48005 & 40005



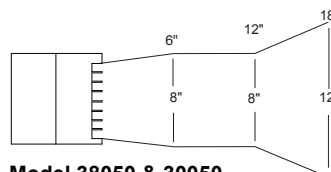
Hurricane Model 48107 & 40107



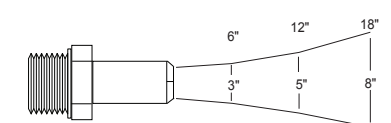
Model 48006



Model 48008, 40008, 48010



Model 38050 & 30050
Model 38150 & 30150



Model 48002 Brass, 40002 SS

The HURRICANE LINE of nozzles provide the benefits of the AIRTX Nozzles but have greater thrust when power is needed for moving heavy objects, removing large amounts of liquids from parts in a short time, and larger air flows for quicker drying.

www.airtx.com