



# BEVERAGE-AIR

Project: \_\_\_\_\_

AIA#

Item: \_\_\_\_\_

Location: \_\_\_\_\_

SIS#

Approved: \_\_\_\_\_

## MARKETMAX FREEZER

### MMF12HC Black Hinged Single Glass Door

### Hydrocarbon Series

**MODEL:**  
**MMF12HC-1-B**



**3 Year Parts/Labor Warranty**  
**Additional 4 Year Compressor Warranty**

### CABINET CONSTRUCTION

- Exterior finish is heavy-duty steel with a black baked on durable coating
- Heavy-duty interior construction includes white coated steel walls
- Modern one-piece grille
- Full electronic control
- Smart defrost
- Freezer has triple pane lowE argon filled glass door
- Self-closing door with 120° stay-open feature
- Snap-in gaskets, easy to remove for cleaning or replacement
- LED lighting
- Four (4) heavy-duty epoxy coated wire shelves
- Four (4) shelf clips included per shelf
- Anti-microbial door handle
- Self-contained bottom mount refrigeration system

### OPTIONS & ACCESSORIES

- White or stainless steel exterior option
- Black or stainless steel interior option
- Shelves black or white
- Stainless steel clips
- Flow track
- Gravity track
- Price tag molding
- Electronic lock models
- 3" - 6" Casters or 6" seismic/flanged legs
- Door locks
- Graphics
- Remote option\* (see note on back on page)

### REFRIGERATION SYSTEM

- Uses environmentally friendly, energy efficient R290 refrigerant, and meets all regulatory requirements for CARB, SNAP, DOE & more
- Adaptive defrost
- Epoxy coated evaporator coil
- Maintains product temperatures of 0° F and below

**MMF12HC HINGED GLASS DOOR FREEZER: MERCHANDISER SERIES**



Please verify qualifying units by visiting:  
[www.energystar.gov/cfs](http://www.energystar.gov/cfs)

3779 Champion Blvd., Winston-Salem, NC 27105  
1-888-845-9800 Fax: 1-336-245-6453  
Beverage-Air.com Sales@bevair.com



# BEVERAGE-AIR

## MMF Freezer Single Glass Door

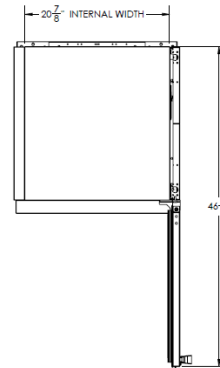
Model: MMF12HC-1-B

MODEL		MMF12HC-1-B
<b>EXTERNAL DIMENSIONAL DATA</b>		
Width Overall		24 1/8"
Depth Overall with Handle		25 3/4"
Height Overall		62"
Number of Doors		1
Depth With Door Open 90°		46 3/8"
Door Opening (in)		20 7/8" x 48 1/2"
<b>INTERNAL DIMENSIONAL DATA</b>		
NET Capacity (cubic ft.)		11.9
Internal Width Overall (in)		20 7/8"
Internal Depth Overall (in)		18 1/8"
Internal Height Overall (in)		41 7/8"
Internal Height Useable (in)		53"
Number of Shelves		4
<b>ELECTRICAL DATA</b>		
Full Load Amperes 115/60/1		5.0
<b>REFRIGERATION DATA</b>		
Horsepower		1/2
Capacity (BTU/Hr)*		1624
<b>SHIPPING DATA</b>		
Gross Weight - Crated		291 lbs
Height - Crated		67 1/4"
Width - Crated		26"
Depth - Crated		26 1/2"

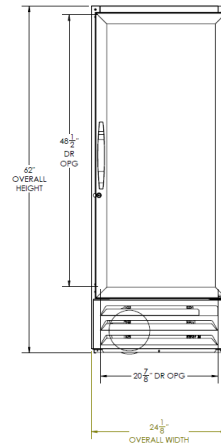
\*NOTE: Remote units are field wired and come with 6" legs. Refrigerant must be specified at time of order.

### Model Views

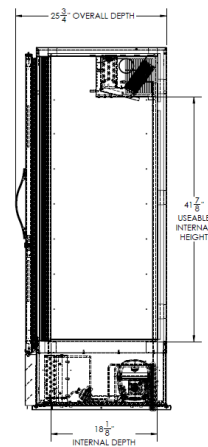
Required Clearance: Top 6", Rear 3", Sides 0"



Plan View



Elevation View



Side View

### ELECTRICAL CONNECTION

Unit pre-wired at factory and include 8' long cord and plug set.



115/60/1  
NEMA-5-15P

3779 Champion Blvd., Winston-Salem, NC 27105 1-888-845-9800 Fax: 1-336-245-6453 Beverage-Air.com Sales@beveair.com

an Ali Group Company



The Spirit of Excellence