



BEVERAGE-AIR

Project: _____	AIA#
Item: _____	
Location: _____	SIS#
Approved: _____	

BB BAR EQUIPMENT - BACK BAR REFRIGERATOR

BB48HC Solid Door Model
Hydrocarbon Series

MODELS:
BB48HC-1-B
BB48HC-1-S

BB48HC Back Bar Refrigerators: Solid Door Model

3 Year Parts/Labor Warranty
Additional 2 Year Compressor Warranty

CABINET CONSTRUCTION



BB48HC-1-B

- Black or stainless steel exterior
- Interior construction utilizes galvanized steel on walls and ceiling, heavy duty stainless steel floor
- Full electronic control
- Galvanized sub-top standard
- Two (2) epoxy coated shelves per section, standard
- Magnetic door gaskets provide positive door sealing
- Self-closing doors
- Stay-open feature & lock standard
- LED lighting
- Packaged products only
- Compressor available on left or right, specify at time of unit order
- Balanced, forced air refrigeration system provides rapid chilling of product
- Maintains product temperature between 36°F and 38°F

OPTIONS & ACCESSORIES

- For Stainless steel interior (refer to -F models)
- 2" Stainless steel top
- Wine model (40°-60° models)
- Wine shelf divider
- Pass-thru & food rated models available
- 3" or 6" casters
- Glass or sliding glass doors
- Remote option

REFRIGERATION SYSTEM

- Refrigeration system uses R290 refrigerant to comply with all environmental concerns
- Automatic, non-electric defrost
- Epoxy coated evaporator coil



3779 Champion Blvd., Winston-Salem, NC 27105
1-888-845-9800 Fax: 1-336-245-6453
Beverage-Air.com sales@bevair.com



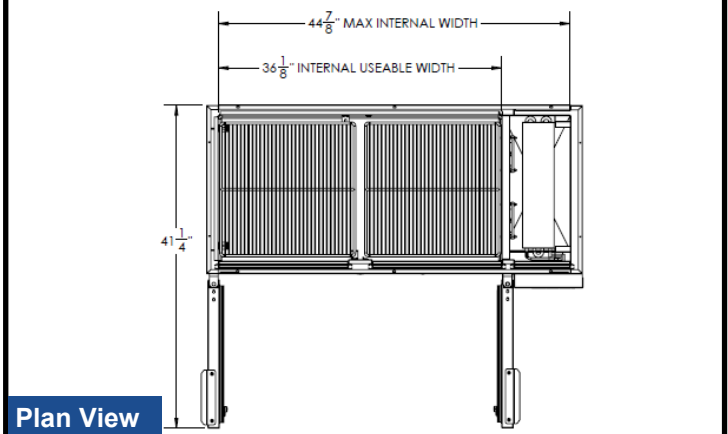
BEVERAGE-AIR

Bar Equipment-Back Bar Refrigerator Solid Door

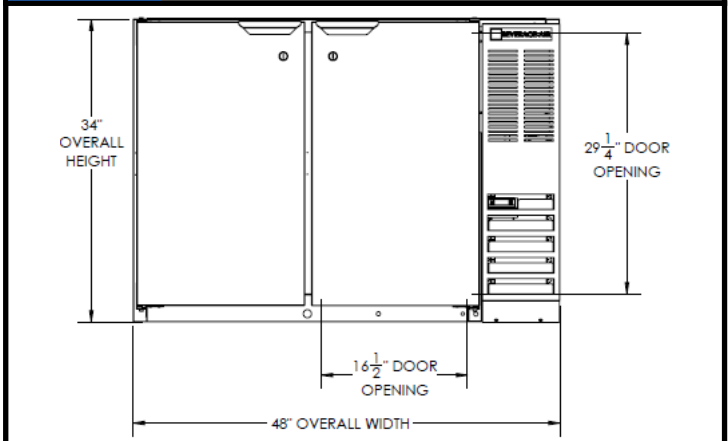
Models: BB48HC-1-B, BB48HC-1-S

MODEL	BB48HC-1-B	BB48HC-1-S
EXTERNAL DIMENSIONAL DATA		
Width Overall	48"	48"
Depth Overall with Handles	24 1/2"	24 1/2"
Height Overall	34"	34"
Number of Door	2	2
Depth with Door Open 90°	41 1/4"	41 1/4"
Door Opening (in)	16 1/2" x 29 1/4"	16 1/2" x 29 1/4"
INTERNAL DIMENSIONAL DATA		
NET Capacity (cubic ft.)	12.4	12.4
Internal Width Overall (in)	36 1/8"	36 1/8"
Internal Depth Overall (in)	19"	19"
Internal Height Overall (in)	28"	28"
Number of Shelves	4	4
Number of Kegs	2	2
ELECTRICAL DATA		
Full Load Amperes 115/60/1	2.5	2.5
REFRIGERATION DATA		
Horsepower	1/4	1/4
Capacity (BTU/Hr)*	1702	1702
WEIGHT DATA		
Gross Weight (Crated lbs)	270 lbs	306 lbs
Height - Crated	38"	38"
Width - Crated	51"	51"
Depth - Crated	26 1/2"	26 1/2"

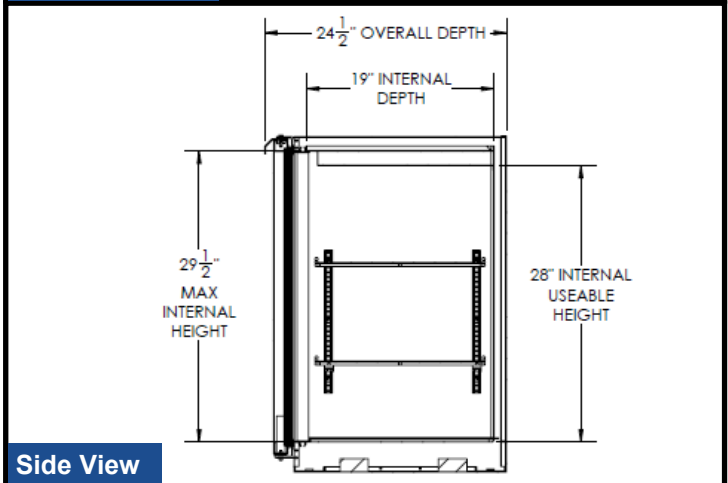
Model Views



Plan View



Elevation View



Side View

ELECTRICAL CONNECTION



115/60/1
NEMA-5-15P

Units pre-wired at factory and include 8' long cord and plug set.



an Ali Group Company



The Spirit of Excellence

3779 Champion Blvd., Winston-Salem, NC 27105
1-888-845-9800 Fax: 1-336-245-6453
Beverage-Air.com sales@bevair.com