

---

# STONE

## TOOLS & EQUIPMENT CATALOGUE V2.1

---

cdk

CDK STONE  
cdkstone.co.nz



Dear Valued Customer

It's been awhile since our last edition but we are all very excited to present our NEW Stone Tools & Equipment Catalogue with all the latest Diamond Tooling Technology and innovative equipment.

More than ever before, CDK Stone NZ is committed to providing a complete range of tools and solutions with extra technical information to help your business optimise productivity and efficiency.

While we have consolidated our range in this catalogue, you will see several new products which offer solutions to those previously unanswered problems. We will continue to invest in our great team of dedicated employees to improve and enhance our expertise all round. Please talk directly to CDK personnel with any suggestions or feed-back that you might have.

We personally want to thank you for all your trust and support over the past years and hope as always you find this catalogue a great source of information when processing stone.

Yours Sincerely,

Gerrit Vryer  
Sales Manager - Tools & Equipment



# DIAREX GROUP

CDK STONE NZ Ltd is proud to be a member of the Diarex® Group

What is the Diarex Group?

The Diarex Group is an alliance of six companies located in Australia, New Zealand, Germany, USA and Canada.

The individual companies are recognised leaders in supplying stone working tools and machinery for natural and engineered stone in their respective countries.

Combining their global purchasing power and development capabilities, member companies work together to bring you the most extensive range of high quality, best value tools and equipment.

The Diarex Group collectively employs over 400 people and holds extensive inventory in each country.

The Diarex Group Member Companies are:

CDK Stone Pty Ltd - Australia

CDK Stone - New Zealand

J König GmbH & Co - Germany

GranQuartz L.P. - USA

GranQuartz Canada - Canada



USA

Canada

Germany

Germany

Australia

New Zealand



Atlanta, GA  
Anaheim, CA  
Attleboro, MA  
Beltsville, MD  
Chicago, IL  
Denver, CO  
Houston, TX  
Los Angeles, CA  
Minneapolis, MN  
Pompano Beach, FL  
San Leandro, CA



Stanstead, QC  
Toronto, ON  
Calgary, AB  
Vancouver, BC



Karlsruhe



Stuttgart



Melbourne  
Sydney  
Perth  
Gold Coast  
Adelaide



Auckland  
Christchurch

GranQuartz

GranQuartz  
Canada Inc.

KÖNIG

SCHMIEDER

cdk  
CDK STONE

cdk  
CDK STONE



CDK STONE  
cdkstone.co.nz

TOOLS & EQUIPMENT  
CATALOGUE V2.1

DISCLAIMER: All information of the products contained in this CDK Stone Tools & Equipment Catalogue V2.1 are correct at the time of printing. CDK Stone NZ Limited does not accept liability for any errors or omissions contained in this catalogue. All purchases are subject to CDK Stone NZ Limited standard terms and conditions.

# INDEX

	SECTION	PAGES
	01 DIAMOND BLADES	05-18
	02 DIAMOND DRILLS & EDGE FORMING ROUTERS	19-28
	03 GRINDING CUPS / DRUMS / WHEELS FOR HAND-HELD TOOLS	29-32
	04 DIAMOND POLISHING PADS FOR HAND-HELD USE	33-38
	05 SURFACE POLISHING AND TEXTURING	39-44
	06 TOOLING FOR EDGE PROCESSORS	45-48
	07 DIAMOND TOOLS FOR CNC MACHINE CENTRES	49-62
	08 DIAMOND TOOLS FOR MANUAL ROUTERS & GENERAL CONSUMABLES	63-66
	09 COUPLINGS, ARBORS & ACCESSORIES	67-70
	10 PERSONAL SAFETY	71-76
	11 CHEMICAL PRODUCTS AND LITHOFIN	77-98
	12 REXID HAND TOOLS	99-104
	13 HANDLING & STORAGE EQUIPMENT	105-124
	14 SMALL MACHINERY - HANDHELD	125-132
	15 PORTABLE MACHINERY	133-140
	16 LARGE MACHINERY	141-150



# DIAMOND BLADES

# DIAREX® BLADES - MANUAL CUTTING



## DIAREX® ULTRA THIN Turbo Blade

Premium quality blade for fast, clean dry cutting of Porcelain, Granite, Marble and Ceramic Tiles.


Size mm	Code	Arbor mm
105	DBT105UT	22.23
115	DBT115UT	22.23
125	DBT125UT	22.23
150	DBT150UT	20.00
180	DBT180UT	22.23
200	DBT200UT	25.40
250	DBT250UT	25.40
300	DBT300UT	25.40
350	DBT350UT	25.40



## DIAREX® VIPER Ultra Thin Turbo Blade

Premium quality blade for fast clean dry cutting of Porcelain, Granite, Marble and Ceramic Tiles. 10mm high segment ensures longer life.

Size mm	Code	Arbor mm
105	DBT105VIPER	22.23
125	DBT125VIPER	22.23



## DIAREX® STINGER Ultra Thin Turbo Blade

Premium quality blade for fast clean dry cutting of Porcelain, Granite, Marble, Engineered stone and UCS. Long life segment.

Size mm	Code	Arbor mm
105	DBT105US	22.23
125	DBT125US	22.23



## EHWA SUPERWAVE Turbo Blade

Premium quality turbo rim blade for dry cutting Granite and Engineered Stone.

Size mm	Code	Arbor mm
115	AF1106	22.23
180	AF1806	22.23
250	AF2504	15.88



## TSUNAMI UCS Turbo Blade

Premium quality turbo rim blade for cutting of Neolith, Dekton and other "UCS" materials. Fastest cutting UCS blade on the market.

Size mm	Code	Arbor mm
125	DBT125TSU	22.23



## MSR ULTRA THIN Turbo Blade

Premium quality turbo rim blade for fast cutting hard Porcelain, UCS, and other dense materials. Silent, reinforced core.

Size mm	Code	Arbor mm
105	DBT105MSR	22.23
115	DBT115MSR	22.23
125	DBT125MSR	25.40
200	DBT200MSR	25.40


# DIAMOND BLADES - MANUAL CUTTING



## HURRICANE Super-Turbo Blade

Premium quality blade for dry or wet cutting Granite and Engineered Stone.  
Super aggressive and fast cutting.

Size mm	Code	Arbor mm
125	DBT125HUR	22.23



## TIGER TOOTH Turbo Blade

Premium quality long life blade for dry cutting Granite and other hard stone.

Size mm	Code	Arbor mm
125	EBTT125TG	22.23
180	EBTT180TG	22.23
350	EBTT350TG	25.40



## DIAREX® EXCEL Turbo Blade

High quality blade for cutting Granite and Engineered stone.

Size mm	Code	Arbor mm
125	DBT125EXCEL	22.23



## SNAKE TOOTH Turbo Blade

Premium quality turbo rim blade for dry cutting Granite and hard stone.  
Also available with flush mounted M14 arbor

Size mm	Code	Arbor mm
125	DB125YCUT	22.23
180	DB180YCUT	22.23
230	DB230YCUT	22.23
125	DB125YCUTM14	M14
180	DB180YCUTM14	M14
230	DB230YCUTM14	M14



## DIAREX® ES Turbo Blade

Premium quality turbo rim blade for dry cutting Engineered Stone.

Size mm	Code	Arbor mm
105	DBT105ES	22.23
125	DBT125ES	22.23
150	DBT150ES	22.23



## DIAREX® RUSH Turbo Segmented Blade

Premium quality segmented turbo blade for dry cutting Granite and hard stone.  
Aggressive and fast cutting Also available with flush mounted arbor M14 Thread.

Size mm	Code	Arbor mm
170	DBRU170G	22.23
180	DBRU180G	22.23
230	DBRU230G	22.23
125	DBRU125G14	M14
180	DBRU180G14	M14
230	DBRU230G14	M14

# DIAMOND BLADES - MANUAL CUTTING



## KODIA M14 VANITY BLADE

High quality flush mounted vanity blade for grinding and cutting Granite and Engineered Stone.

Size mm	Code	Arbor mm
125	KBV125M14	M14



## EHWA M14 VANITY BLADE

Premium quality flush mounted vanity blade for grinding and cutting Granite and other hard stone.

Size mm	Code	Arbor mm
125	EBV125TGD	M14



## DIAREX® TGD VANITY BLADE Electroplated

Premium quality combination blade for dry cutting and grinding Marble. M14 Thread


Size mm	Code	Arbor mm
115	W00115D	M14
125	W00125D	M14



## DIAREX® EMS Electroplated Blade

Premium quality electroplated blade for dry cutting Natural Stone, Porcelain, UCS and Engineered surfaces. Side protection allows for cleaner, faster cuts

Size mm	Code	Arbor mm
105	DBT105EMS	22.23
125	DBT125EMS	22.23



## DIAREX® ED Electroplated Blade

High quality blade for dry cutting Marble and soft ceramics. Flush mounted with depressed centre.

Size mm	Code	Arbor mm
230	DBR230ED-14	22.23



## DIAREX® ED Electroplated Blade

Premium quality blade for dry cutting Marble, Limestone and soft ceramics.

Size mm	Code	Arbor mm
75	DBR075ED	22.23
100	DBR100ED	22.23
115	DBR115ED	22.23
125	DBR125ED	22.23
200	DBR200ED	25.40



# DIAMOND BLADES - MANUAL CUTTING



## DIAREX® LEGEND Vacuum Brazed Blade

Premium quality vacuum brazed blade for dry cutting Porcelain, Marble and Engineered Stone.

Size mm	Code	Arbor mm
115	EBL115LD	22.23
125	EBL125LD	22.23



## CARAT Premium Blade

Premium quality turbo rim blade for wet cutting Porcelain, Marble and other Natural Stones on tile saws.

Size mm	Code	Arbor mm
200	NB20TPT (Porcelain tiles)	25.40
350	NB35PPT (Porcelain tiles)	25.40
350	NB35PG (Granite premium)	25.40
350	NB35SG (Granite silent)	25.40



## EHWA LASER Premium Blade

Premium quality continuous rim blade for dry cutting Engineered Stone, Porcelain and Ceramic Tiles.

Size mm	Code	Arbor mm
115	EBL115TB	22.23/20
125	EBL125TB	22.23/20
150	EBL150TB	20.00
180	EBL180TB	22.23



## DIAREX® BLACK LABEL Continuous Rim Blade

Premium quality continuous rim blade for fast wet cutting Porcelain, Ceramic and stone Tiles.

Size mm	Code	Arbor mm
200	DBR200BLC	22.23
250	DBR250BLC	25.40
350	DBR350BLC	25.40

## CUTTING TECHNIQUES

Be sure the electrical cord is unplugged during blade installation or removal

The blade should be mounted with the arrow pointing in the direction of rotation.

Never work without a safety guard, safety gloves or safety glasses.

Never hold the material being cut in your hand, or secure it using your leg or foot during sawing.

Make sure that you are using the proper blade specified for the material being cut.

Make sure the bore of the saw blade is correctly matched to the diameter of the blade mount.

Do not use the blade as a grinding wheel

Only use for straight cuts



# DIAMOND BLADES - FOR BRIDGE SAWS

## DIAREX® Konig White-Shark Blade

Premium quality blade for use on Granite and Engineered Stone composites. Ideal for full automatic cutting of straight cuts and mitre cuts. Special diamond layer for fast cutting as well as slower feed speed capability for mitre cutting. Reinforced core ensures enormous stability. Nickel-Spikey diamond technology for optimum tool life.

Segment height 20mm

Size mm	Code	Arbor mm
400	DB400NLWSNG	60
450	DB450NLWSNG	60
500	DB500NLWSNG	60

Recommended Parameters for 20mm Granite and Engineered Stone:			
Blade Diameter	400mm	450mm	500mm
RPM	1700	1600	1450
Feed Speed	3.0 m/min	3.0 m/min	3.0 m/min
Circum Speed	30 - 38m/s	30 - 38m/s	30 - 38m/s

## DIAREX® Konig TGV-W Plus Silent Blade

Premium quality blade for wet-cutting Granite and Engineered Stone. Fast and easy cutting even on low-powered saws.

Segment height 20mm

Size mm	Code	Arbor mm
400	DB400NLVWD	60
450	DB450NLVWD	60
500	DB500NLVWD	60
600	DB600NLVWD	60

Recommended Parameters for 20mm Granite and Engineered Stone:			
Blade Diameter	400mm	450mm	500mm
RPM	1750	1550	1400
Feed Speed	2.5 m/min	2.5 m/min	2.5 m/min
Circum Speed	30 - 45m/s	30 - 45m/s	30 - 45m/s

# DIAMOND BLADES - FOR BRIDGE SAWS

## DIAREX®


### Konig TGIL-2 Silent Blade

Premium quality blade for wet cutting Granite and Engineered Stone. High diamond concentration for longer life. Fast cutting with high feed speed.

Segment height 20mm

Size mm	Code	Arbor mm
400	DB400NTGIL2	60
450	DB450NTGIL	60

Recommended Parameters for 20mm Granite and Engineered Stone:			
Blade Diameter	400mm	450mm	500mm
RPM	1600	1450	1300
Feed Speed	3.0 m/min	3.0 m/min	3.0 m/min
Circum Speed	30 - 36m/s	30 - 36m/s	30 - 36m/s



## DIAREX®

### Konig 9 Blade

9 layer segmented blade with each segment consisting of 9 continuous layers alternating in different diamond concentrations and bond hardness. Fast cutting with longer blade life.

Segment height 20mm

Size mm	Code	Arbor mm
400	DB4009	60
450	DB4509	60

Recommended Parameters for 20mm Granite and Engineered Stone:			
Blade Diameter	400mm	450mm	500mm
RPM	1600	1450	1300
Feed Speed	3.2 m/min	3.2 m/min	3.2 m/min
Circum Speed	30 - 40m/s	30 - 40m/s	30 - 40m/s

# DIAMOND BLADES - FOR BRIDGE SAWS



## DIAREX® TQ Konig TQ Quartzite Blade

Premium Blade for use on all quartzite materials. Cuts hardest quartzites in full cut without blunting, substantial time saving compared to layer cuts. Fine cut surfaces no chipped edges.

Segment height 12mm

Size mm	Code	Arbor mm
400	DB400TSTQ	60
450	DB450TSTQ	60
500	DB500TSTQ	60

Recommended Parameters for 20mm Quarzite:			
Blade Diameter	350mm	400mm	450mm
RPM	1700	1600	1450
Feed Speed	1.2 m/min	1.2 m/min	1.2 m/min
Circum Speed	30 - 37m/s	30 - 37m/s	30 - 37m/s



## DIAREX® Konig Marble Blade

Premium quality blade for wet-cutting of marble and delicate materials. Clean and sharp edges, no chipping. Suitable for all types of saws.

Segments 40 x 7mm

Size mm	Code	Arbor mm
350	DB350NLMKD	60
400	DB400NLMKD	60
450	DB450NLMKD	60
500	DB500NLMKD	60

Recommended Parameters for 20mm Marble:			
Blade Diameter	400mm	450mm	500mm
RPM	2000	1750	1550
Feed Speed	2.0 m/min	2.0 m/min	2.0 m/min
Circum Speed	38 - 42m/s	38 - 42m/s	38 - 42m/s

# DIAMOND BLADES - FOR BRIDGE SAWS



## DIAREX® Konig K5 Silent Blade

Latest generation of ceramic blades  
Made for cutting UCS materials  
More precise - nearly no chipping  
No re-sharpening required  
Designed and manufactured in Germany

Segment height 9mm

Size mm	Code	Arbor mm
400	DB400K5	60
450	DB450K5	60

Recommended Parameters for depth of cut 12mm Neolith:		
Neolith Type	White	Coloured
RPM	2000 - 2200	2000 - 2200
Feed Speed	0.8 - 1.6m/min	1.2 - 2.2m/min

Recommended Parameters for depth of cut 20mm Neolith:		
Neolith Type	White	Coloured
RPM	2000 - 2200	2000 - 2200
Feed Speed	1.0 - 1.6m/min	1.2 - 1.8m/min



## DIAREX® Konig X3 Silent Blade

One blade designed for use on all materials  
Highest performance with variable cutting parameters  
Great cutting quality at high feed rates  
Design and manufactured in Germany

Segment height 9mm

Size mm	Code	Arbor mm
400	DB400X3	60
450	DB450X3	60

Recommended Parameters for depth of cut 12mm Neolith:		
Neolith Type	White	Coloured
RPM	2400 - 2600	2400 - 2600
Feed Speed	1.8 - 3.2m/min	2.5 - 3.8m/min

Recommended Parameters for depth of cut 20mm Neolith:		
Neolith Type	White	Coloured
RPM	2400 - 2600	2400 - 2600
Feed Speed	1.5 - 2.8m/min	2.0 - 3.3m/min

# DIAMOND BLADES - FOR BRIDGE SAWS

## DIAREX® Konig RAZOR 45 Mitre-Saw Blade

Special quantity blade for use on mitre-saw machines.  
No blunting Detenso silent core with zero chipping.

Segment height 10mm

Size mm	Code	Arbor mm
350	DB350RAZ	60
400	DB400RAZ	60

Recommended Parameters for 20mm Engineered Stone:			
Blade Diameter	350mm	400mm	450mm
RPM	1800	1800	1700
Feed Speed	0.5 m/min	0.5 m/min	0.5 m/min
Circum Speed	33 - 42m/s	33 - 42m/s	33 - 42m/s



## ZENESIS BLADE

High quality blade for wet-cutting Granite and Engineered Stone. Fast cutting. Long life.

Segment height 20mm

Size mm	Code	Arbor mm
400	DB400ZEN	60/50
450	DB450ZEN	60/50

# DIAMOND BLADES - FOR BRIDGE SAWS

## EDIA EVOLUTION Silent Blade

Silver brazed EDIA saw blade for wet cutting granite.  
Fast cutting, patented in-line cutting technology.

Size mm	Code	Arbor mm
300	HYS3000 (SILVER)	25.40
350	HYS3500 (SILVER)	25.40
450	HYS4501 (RED/BLACK)	60/50
500	HYS5000 (SILVER)	60/50
600	HYS6000 (SILVER)	60/50

## LUNA C5 Silent Blade

High quality continuous rim blade for wet-cutting  
Porcelain and Ceramics. Also suitable for mitre cuts  
on Natural and Engineered Stone. Suitable for use on  
mitre saw.

Size mm	Code	Arbor mm
350	DB350SLC5	60

# DIAMOND BLADES - FOR BRIDGE SAWS

## DIAREX® MILLING BLADE

Milling blade with 6 tungsten carbide cutting segments for calibration of wooden saw tables.

Tungsten carbide segments are replaceable.

Size mm	Code	Arbor mm
350	DB350TCMW	60
	DB350TCMW-6S (SEGMENTS)	

## DIAREX® UFL MILLING WHEEL

Premium quality Diamond Milling Wheel with UFL bond for wet milling Granite and Marble.

Size mm	Code	Arbor mm
350	DMW350/40UFL (RED)	60
350	DMW350/40UFLM (GREEN)	60





# TECHNICAL INFORMATION

## BLADE CARE

When the blade is not in use it should be stored on a flat surface or, preferably, hung from the central hole. Under no circumstances should a blade be lent against a wall or have anything placed on top of it. Before installing the blade onto the saw, the bore hole and the clamping area must be cleaned and in good condition. Also the flanges, spindle shaft, and locking thread should be clean and free of any debris.



## OPERATING PARAMETERS

Feed speed and circumference speed are directly related to each other. The higher the circumference speed, the faster the feed speed must be (i.e. double circumference speed means double advance speed). If the feed speed is too slow, the diamond layer will become blunt. If the feed speed is too fast, the wear rate will increase, and the segments become overloaded which may cause the blade to deflect.

The Operation Parameters show the correct range of feed speeds and circumference speeds for each blade.

Use the smallest possible blade diameter within the optimum circumference speed range to achieve:

- Less chance of blade deflection
- Cutting speed can be increased because of lesser cutting forces
- Reduced loading of the spindle motor
- Better conditions for full-depth cuts
- Better conditions for precise edges

## SHARPENING

Incorrect cutting parameters or unsuitable blade application can cause a blade to become blunt.

As a general rule, excessive down-feed and/or slow feed speed can cause the blade to become blunt whereas high feed speed with shallow cutting depth will produce sharp cuts but will increase blade consumption.

The correct technique to sharpen the blade is as follows:

1. Always cut the material for which the blade has been designed
2. Use an extremely shallow cutting depth (eg 1mm)
3. Use the highest possible feed speed without causing excessive sparking
4. Increase the cutting depth gradually as the blade becomes sharper.
5. After approximately 10 minutes of operating in this manner the blade should be fully sharpened and regular cutting parameters can be resumed.

## PERIPHERAL SPEED TABLE

### Optimum cutting parameters For specified stone



Spindle RPM Table (+/- 5%)

Circ. Speed	20	22	24	26	28	30	32	34	36	38	40	42	44	46	48	50	
Blade Diameter	300	1300	1400	1530	1660	1780	1910	2040	2170	2290	2420	2550	2680	2800	2930	3060	3190
	350	1100	1200	1310	1420	1530	1640	1750	1860	1960	2080	2190	2290	2400	2150	2620	2730
	400	950	1050	1140	1240	1340	1430	1530	1630	1720	1820	1910	2010	2100	2200	2290	2390
	450	850	940	1020	1100	1190	1280	1360	1450	1530	1620	1700	1780	1870	1950	2040	2120
	500	770	840	920	1000	1070	1150	1230	1300	1380	1450	1530	1600	1680	1760	1830	1910
	600	640	700	770	830	890	950	1020	1090	1150	1210	1280	1340	1400	1460	1530	1590
	650	590	650	710	760	820	880	940	1000	1060	1120	1180	1240	1290	1350	1410	1470
	800	480	530	570	620	670	720	770	810	860	910	950	1000	1050	1100	1150	1190

Circumference Speed Table

Spindle RPM	720	800	1000	1200	1400	1440	1600	1800	2000	2200	2400	2600	2800	2880	3000	3200	
Blade Diameter	300	11	13	16	19	22	23	25	28	31	35	38	41	44	45	47	50
	350	13	15	18	22	26	26	29	33	37	40	44	48	51	53	55	59
	400	15	17	21	25	29	30	33	38	42	46	50	54	59	60	63	67
	450	17	19	24	28	33	34	38	42	47	52	57	61	66	68	71	75
	500	19	21	26	31	37	38	42	47	52	58	63	68	73	75	79	84
	600	23	25	31	38	44	45	50	57	63	69	75	82	88	90	94	100
	650	24	27	34	41	48	49	54	61	68	75	82	88	95	98	102	109
	800	30	33	42	50	59	60	67	75	84	92	100	109	117	121	126	134





2

**DIAMOND DRILLS**  
EDGE-FORMING  
ROUTERS & ACCESSORIES

# DIAMOND DRILLS

## EDGE-FORMING ROUTERS & ACCESSORIES

### CONTINUOUS RIM Sintered Core Drills

For wet use on Granite, Engineered Stone and Porcelain  
Drilling depth 55mm



Size mm	Code	Shank mm
5	EC-5A	10
6	EC-6A	10
8	EC-8A	10
10	EC-10	12
13	EC-13	12
16	EC-16	12
20	EC-20	12
25	EC-25	12
28	EC-28	12
30	EC-30	12
32	EC-32	12
35	EC-35	12
38	EC-38	12
40	EC-40	12
45	EC-45	12
50	EC-50	12
63	EC-63	12
76	EC-76	12
80	EC-80	12
90	EC-90	12
100	EC-100	12

## STONE DRILLING PROCEDURE

The working area of the drill must be kept cool at all times, preferably with a water swivel. Failure to keep the drill cool will result in loss of diamond tip or segment.

Diamond drills are best used in a drill press. If the drill is used freehand it is essential that the drill be kept straight to avoid tip or segment breakage.

At the start of freehold drilling, it is best to use a wood or similar template to prevent the drill from moving across the smooth surface.

In order to avoid the drill jamming in the material, waste material must be cleared regularly.

It is advisable that before first use the drill should be conditioned by drilling into a soft and abrasive material.

A faster drill speed will reduce cutting time but will result in greater heat and increased possibility of damage to the drill and material.

Following are suggested operating speeds:

Size mm	RPM Range
6	2000 ~ 3000
10	1200 ~ 2500
15	950 ~ 1800
20	800 ~ 1400
25	700 ~ 1140
30	600 ~ 950
35	500 ~ 820
40	460 ~ 720
45	420 ~ 640
50	400 ~ 570
60	380 ~ 480
70	350 ~ 410
80	300 ~ 360
90	280 ~ 320
100	250 ~ 290

Note: Claims for damaged drills will only be considered if the above procedure is adhered to.

# DIAMOND DRILLS EDGE-FORMING ROUTERS & ACCESSORIES

## DIAREX® TGS

### Segmented Sintered Core Drills

For wet or dry use on Granite and Engineered Stone  
HEX shank attachment



Size mm	Code	Shank mm
20	DCBD020TGS	11.50
25	DCBD025TGS	11.50
30	DCBD030TGS	11.50
32	DCBD032TGS	11.50
35	DCBD035TGS	11.50
38	DCBD038TGS	11.50
40	DCBD040TGS	11.50
45	DCBD045TGS	11.50
50	DCBD050TGS	11.50

## VIPER CORE DRILL - M14 Thread

For wet or dry use on Granite and other hard stone  
Special side clearance design  
M14 Thread



Size mm	Code	Shank mm
20	DCBD020M14	M14
25	DCBD025M14	M14
32	DCBD032M14	M14
35	DCBD035M14	M14
50	DCBD050M14	M14
64	DCBD064M14	M14
80	DCBD080M14	M14

# DIAMOND DRILLS

## EDGE-FORMING ROUTERS & ACCESSORIES

### DIAMOND PLATED Core Drills

High quality range of electroplated diamond coated core drills for Stone, Glass, Tiles, Ceramic and UCS materials.



Size mm	Code	Shank mm
4	FC-4	6
5	FC-5	6
6	FC-6	6
8	FC-8	6
10	FC-10	6
13	FC-13	6
16	FC-16	6
20	FC-20	10
25	FC-25	10
30	FC-30	10
32	FC-32	10
35	FC-35	10
38	FC-38	10
42	FC-42	10
45	FC-45	10
50	FC-50	10
63	FC-63	10
76	FC-76	10
105	FC-105	10
4 5 6 7 8 10 12	FLDRILLSET	

### DIAREX® Vacuum Brazed Core Drills

Premium quality range of vacuum brazed diamond core drills for drilling Porcelain, Ceramic, Marble and Limestone materials.  
M14 Thread  
30mm drilling depth



Size mm	Code	Shank mm
6	DCD006VDU	M14
8	DCD008VDU	M14
12	DCD012VDU	M14
16	DCD016VDU	M14
20	DCD020VDU	M14
25	DCD025VDU	M14
30	DCD030VDU	M14
32	DCD032VDU	M14
35	DCD035VDU	M14
38	DCD038VDU	M14
40	DCD040VDU	M14
45	DCD045VDU	M14
50	DCD050VDU	M14
60	DCD060VDU	M14
70	DCD070VDU	M14
80	DCD080VDU	M14
90	DCD090VDU	M14
100	DCD100VDU	M14
110	DCD110VDU	M14

# DIAMOND DRILLS EDGE-FORMING ROUTERS & ACCESSORIES



**50mm TEE HEAD  
Vacuum Brazed Router**

12.7mm shank

Grit	Code
30/40	VFRT50XC



**UNDERCUTTING 45  
Vacuum Brazed Router**

12.7mm shank

Grit	Code
40/50	VFRUC



**8mm BULLNOSE  
Vacuum Brazed Router**

12.7mm shank

Grit	Code
40/50	VFRB8C



**20mm STRAIGHT  
Vacuum Brazed Router**

12.7mm shank

Grit	Code
30/40	VSR20XC



**50mm STRAIGHT  
Vacuum Brazed Router**

12.7mm shank

Grit	Code
30/40	VSR50XC



**30mm STRAIGHT  
Vacuum Brazed Router**

12.7mm shank  
with bearing

Grit	Code
30/40	VFRSXC

# DIAMOND DRILLS

## EDGE-FORMING ROUTERS & ACCESSORIES



**20mm STRAIGHT  
Electroplated Router**

12.7mm shank

Grit	Code
30/40	DSR20XC
40/50	DSR20C



**50mm STRAIGHT  
Electroplated Router**

12.7mm shank

Grit	Code
30/40	DSR50XC
40/50	DSR50C



**BULLNOSE  
Electroplated Router**

12.7mm shank

Grit	Code
30/40	DBR12.7XC
40/50	DBR12.7C



**20mm TEE HEAD  
Electroplated Router**

12.7mm shank

Grit	Code
30/40	EFRT20XC
40/50	EFRT20C



**30mm TEE HEAD  
Electroplated Router**

12.7mm shank

Grit	Code
30/40	EFRT30XC
40/50	EFRT30C



**50mm TEE HEAD  
Electroplated Router**

12.7mm shank

Grit	Code
30/40	EFRT50XC
40/50	EFRT50C



# DIAMOND DRILLS EDGE-FORMING ROUTERS & ACCESSORIES



**CHAMFER 45  
Electroplated Router**

12.7mm shank

Grit	Code
30/40	EFRXC
40/50	EFRCC



**3.5mm RADIUS  
Electroplated Router**

12.7mm shank

Grit	Code
40/50	EFR3.5C



**RECESS  
Electroplated Router**

12.7mm shank

Grit	Code
30/40	EFR28XC



**UNDERCUTTING 45  
Electroplated Router**

12.7mm shank

Grit	Code
50/60	EFRUC



**30mm STRAIGHT  
Electroplated Router**

12.7mm shank  
with bearing

Grit	Code
30/40	EFRSXC



**40mm PIERCING  
Electroplated Router**

12.7mm shank

Grit	Code
40/50	EFRP40

# DIAMOND DRILLS

## EDGE-FORMING ROUTERS & ACCESSORIES



### THREAD ADAPTORS Internal

Internal M14 Thread  
to R1/2" gas Internal

Thread	Code
Internal	KE10.100.01



### THREAD ADAPTORS External

External M14 Thread  
to R1/2" gas

Thread	Code
External	KE10.100.06



### PROFILE Wheel Adaptor

With R1/2" External Thread  
& 22.2mm boss.  
+ M10 Internal Thread

Code
DPWADR



### WATER SWIVEL & Pin Drill Adaptor

Swivel 12mm straight shank  
R1/2" Internal Thread  
Adaptor to 10mm / 12.7mm

Code
HE.AWSA
DPDADR



### DIAREX® DRILL STAND

2 Suction cups 43mm neck to hold  
standard drilling machines. For  
accurate drilling of holes in Granite,  
Engineered Stone and Porcelain

Code
CHD210H



### DIAREX® Water Suction Ring

Suction ring fixes onto any smooth  
horizontal surface to create a water  
bath for wet drilling

Code
DRXSUC3
DRXSUC4

# DIAMOND DRILLS EDGE-FORMING ROUTERS & ACCESSORIES

## SINTERED DIAMOND Cutters and Burrs

For detailed engraving work on all types of stone.  
Sintered diamond for longer life.  
6mm shank



Code	Description
KMRC-30	Mini Rim Cutter for Stone 30x2x4
KMRC-50	Mini Rim Cutter for Stone 50x1.6x7
KMTB-40	Mini Turbo Cutter for Stone 40x2x4
KMTB-65	Mini Turbo Cutter for Stone 65x1.6x7
KSB1556	Ball-shaped burr for granite, dry us only
DGP010S6	Diarex 10mm Sintered Grinding Point

## ELECTROPLATED DIAMOND Burr Sets

Diamond mounted contour tool sets for detailed engraving  
work on all types of stone.  
Sets of 10  
6mm shank



Grit	Code
40	BF0604
60	BF0606
100	BF0610
200	BF0620
400	BF0640


## ELECTROPLATED DIAMOND Jigsaw Blade

For dry cutting Engineered Stone and Marble  
Fits most jig-saw brands  
100mm length



Grit	Code
40/50	JSB100





3

**GRINDING CUPS/  
DRUMS/WHEELS  
FOR HAND-HELD TOOLS**

# GRINDING CUPS / DRUMS / WHEELS FOR HAND-HELD TOOLS



**DIAREX® TORNADO**  
**Rigid Flat Cup 100mm**

Premium quality grinding cup for Granite and Engineered Stone. Suitable for flat surfaces. Superb finish. Snail back fitting. Wet use only. Long Life

Grit	Code	Colour
40	T-0/S	Blue
60/80	T-1/S	Red
120	T-2/S	Yellow
220	T-3/S	Green



**TURTLE RESIN TURBO**  
**Dry Grinding Cup 100mm**

Premium quality grinding cup for Granite and Engineered Stone. M14 Thread with resin inserts to minimise chipping.

Grit	Code	Arbor
40	KTTLCUPM14C	M14
60/80	KTTLCUPM14M	M14
120	KTTLCUPM14F	M14



**TURBO DIAMOND**  
**Dry Grinding Cup**  
**100mm**

Premium quality cup for Granite and Engineered Stone. Available in M14 and 22.23 arbor. Fine grit only

Grit	Code	Arbor mm
60/80	ECW4TGC1A	M14
60/80	ECW4TGC1H	22.23



**CONVEX CURVED-FACE**  
**Dry Grinding Cup**  
**100mm**

Premium quality cup for Granite and Engineered Stone. M14 Thread. Coarse, Medium and Fine grits

Grit	Code	Arbor mm
30/40	AF1027	M14
60/80	AF1026	M14
100	AF1025	M14



**EHWA TGC**  
**Turbo Grinding Cup**  
**100mm**

Heavy duty turbo grinding cup wheel for Granite and Engineered Stone. M14 Thread. Coarse grit only

Grit	Code	Arbor mm
30/40	ECW4TGC0A	M14

# GRINDING CUPS / DRUMS / WHEELS FOR HAND-HELD TOOLS



## DIAMOND T-CUP Grinding Cup Wheel

Aggressive general purpose grinding cup wheel for hard concrete and floor preparation work.

Size mm	Code	Arbor mm
100	HY1001T	22.23
125	HY1201T	22.23
180	HY1801T	22.23
180	HY1801T-XC (extra coarse)	22.23



## VACUUM BRAZED Grinding Cup Wheel

Extremely aggressive grinding cup wheel for floor preparation work.

Size mm	Code	Arbor mm
100	HY1001VCW	22.23
125	HY1201VCW	22.23
180	HY1801VCW	22.23



## CLUSTER CUP Grinding Cup Wheel

Super effective long lasting grinding cup wheel suitable for removing coatings including fiberglass, resin and for grinding of smooth stone.

Size mm	Code	Arbor mm
125	KCW125M14	M14



## DIAREX® VACUUM Brazed Grinding Drum

For wet and dry use on Granite, Marble and Engineered Stone.  
M14 Thread

Size mm	Code	Arbor mm
25	DGD025V0A (Coarse)	M14
25	DGD025V1A (Medium)	M14
25	DGD025V2A (Fine)	M14
50	DGD050V0A (Coarse)	M14
50	DGD050V1A (Medium)	M14



## DIAREX® SINTERED Grinding Drum

High quality heavy duty segmented grinding drum for Granite and Engineered Stone.  
M14 Thread

Size mm	Code	Arbor mm
70	DGD070S0A (Coarse)	M14
70	DGD070S1A (Medium)	M14



## ADI ZERO TOLERANCE Grinding Drum

Premium quality sintered grinding drum for stone. Excellent life and balance  
M14 Thread

Size mm	Code	Arbor mm
75	DGD075SD0A (Coarse)	M14
75	DGD075SD1A (Medium)	M14

# GRINDING CUPS / DRUMS / WHEELS FOR HAND-HELD TOOLS



## SEBALD SNAIL BACK Wet Grinding Wheel 100mm

Aggressive wet grinding wheels suitable for wet use on Granite and Engineered Stone.  
Green Dot 10pcs per box

Grit	Code
60	G10.060G
120	G10.120G
220	G10.220G
400	G10.400G
600	G10.600G



## SEBALD SNAIL BACK Dry Grinding Wheel 100mm

Silicon carbide grinding wheels suitable for dry use on Granite and Engineered Stone.  
Red Dot 10pcs per box

Grit	Code
24	G10.024R
60	G10.060R
120	G10.120R
220	G10.220R



## SEBALD SNAIL BACK White Felt 40mm thick

Compressed Merino felt for polishing Marble and Granite. Ideal for use with Reulin and Alumina polishing powders

Size mm	Code
100	G10.FELT
130	G13.FELT




## SEBALD SNAIL BACK Brown Felt 40mm thick

Coarse grade compressed felt for polishing Granite. Ideal for use with Reulin and Alumina polishing powders

Size mm	Code
100	G10.FELTBR
130	G13.FELTBR






4

**DIAMOND  
POLISHING PADS  
FOR HAND-HELD USE**

# DIAMOND POLISHING PADS FOR HAND-HELD USE



## DIAREX® ICE Dry Polishing Pad

Polishing pads for wet and dry use on  
Granite and Engineered Stone

Size mm	Code	Grit
75	JDP3005	50
75	JDP301	100
75	JDP302	200
75	JDP304	400
75	JDP308	800
75	JDP315	1500
75	JDP330	3000
75	JDP310	BUFF
100	JDP4005	50
100	JDP401	100
100	JDP402	200
100	JDP404	400
100	JDP408	800
100	JDP415	1500
100	JDP430	3000
100	JDP410	BUFF
125	JDP5005	50
125	JDP501	100
125	JDP502	200
125	JDP504	400
125	JDP508	800
125	JDP515	1500
125	JDP530	3000
125	JDP510	BUFF
150	JDP6005	50
150	JDP601	100
150	JDP602	200
150	JDP604	400
150	JDP608	800
150	JDP615	1500
150	JDP630	3000



## ECONOMY Wet Polishing Pad

Polishing pads for wet use only on  
Granite and Marble

Size mm	Code	Grit
75	JWP3005	50
75	JWP301	100
75	JWP302	200
75	JWP304	400
75	JWP308	800
75	JWP315	1500
75	JWP330	3000
75	JWP310	BUFF
100	JWP4005	50
100	JWP401	100
100	JWP402	200
100	JWP404	400
100	JWP408	800
100	JWP415	1500
100	JWP430	3000
100	JWP410	BUFF
125	JWP5005	50
125	JWP501	100
125	JWP502	200
125	JWP504	400
125	JWP508	800
125	JWP515	1500
125	JWP530	3000
125	JWP510	BUFF

# DIAMOND POLISHING PADS FOR HAND-HELD USE



**NEW  
FORMULA**

## BK 3-STEP Wet Polishing Pad

Premium quality 3-step polishing pads for wet use on Granite and Engineered Stone

Size mm	Code	Step
100	DK.3S41	1
100	DK.3S42	2
100	DK.3S43	3
125	DK.3S51	1
125	DK.3S52	2
125	DK.3S53	3



## JS 3-STEP Wet Polishing Pad

High quality polishing pads for wet use on Granite and Engineered Stone

Size mm	Code	Step
100	JS3S41	1
100	JS3S42	2
100	JS3S43	3



## ELIPSE 100mm Polishing System

The Elipse polishing system features an off-centre water feed allowing for an eccentric rotation for faster, more effective polishing on stone edges

Size mm	Code	Step
100	EPS.4V1	1
100	EPS.4V2	2
100	EPS.4V3	3
100	EPS.4V4	4
100	EPS.4V5	5
100	EPS.4V6	6



**NEW  
FORMULA**

## BK 100mm Wet Polishing Pad

High quality polishing pads for wet use on Granite

Size mm	Code	Grit
100	DK.4V.0050	50
100	DK.4V.0100	100
100	DK.4V.0200	200
100	DK.4V.0400	400
100	DK.4V.0800	800
100	DK.4V.1500	1500
100	DK.4V.3000	3000
100	DK.4V.BUFF	BUFF



## BK SUPER WHITE Polishing Pad 100mm

6-step polishing system for use on Ultra Compact Surfaces

Size mm	Code	Step
100	DSW.4V.0100	1
100	DSW.4V.0200	2
100	DSW.4V.0300	3
100	DSW.4V.0400	4
100	DSW.4V.0500	5
100	DSW.4V.0600	6



## SPONGE PADS For Engineered Stone

High quality special polishing pads for Marble and Engineered Stone. Extremely high gloss and economical

Size mm	Code	Grit
100	JSP404	400
100	JSP408	800
100	JSP415	1500
100	JSP460	6000

# DIAMOND POLISHING PADS FOR HAND-HELD USE



**BK COPPER BOND  
Polishing Pad 100mm**

Premium quality Copper bond metal bonded polishing pads for coarse grinding of stone and other hard surfaces

Size mm	Code	Grit
100	DC.4V.0030	30
100	DC.4V.0050	50
100	DC.4V.0100	100
100	DC.4V.0200	200



**DIAREX® OCTRON  
Polishing Pad 100mm**

Premium quality polishing pads for use on Glass, Marble and Engineered Stone

Size mm	Code	Grit
100	DO.4V.0080	80
100	DO.4V.0200	200
100	DO.4V.0400	400
100	DO.4V.0800	800
100	DO.4V.1500	1500
100	DO.4V.3000	3000



**ZL ELECTROPLATED  
Polishing Pad 100mm**

High quality electroplated polishing pads for Marble and other soft stones.


Size mm	Code	Grit
100	ZLEP403	30
100	ZLEP406	60
100	ZLEP412	120
100	ZLEP420	200
100	ZLEP440	400



**DIAREX® DIAFLEX  
Electroplated Polishing  
Pad 100mm**

Premium quality electroplated polishing pads for wet use. Aggressive and fast-cutting to a smooth high finish.

Size mm	Code	Grit
100	QRD4G	60
100	QRD4B	120
100	QRD4R	200
100	QRD4Y	400
100	QRD4W	800
100	QRD4BN	1800



**SAIT SANDING DISC  
Velcro Back 125mm**

Silicon carbide sanding discs for dry use on Granite and Marble.  
50pcs per box

Size mm	Code	Grit
125	SD125V060	60
125	SD125V120	120
125	SD125V220	220
125	SD125V320	320
125	SD125V400	400
125	SD125V800	800

# DIAREX® ELECTROFLEX FOR HAND-HELD USE



## DIAREX® ELECTROFLEX Polishing Belt 75mm

For wet use on Granite, Marble,  
Engineered Stone and Glass.  
Maximum speed 5000rpm

Size mm	Code	Grit
75	DFB075SM0060	60
75	DFB075SM0120	120
75	DFB075SM0200	200
75	DFB075SM0400	400
75	DFB075SM0800	800
75	DFB075SM1800	1800



## DIAREX® ELECTROFLEX Expanding Rubber Drum & Adaptor

Expanding rubber drum and M14 adaptor to suit  
Diarex® Electroflex polishing belts at 75mm

Size mm	Code
75	ERD075S (Rubber Drum)
	ERDADSA (Adaptor M14)

## ELECTROPLATED BANDS & Expanding Rubber Drums

Electroplated diamond bands for wet use only on  
Granite, Engineered Stone and Marble.  
Mandrels all have 6mm shank

Size mm	Code	Grit
15	MND15 (Mandrel)	N/A
15	BND15G	60
15	BND15B	120
15	BND15R	220
15	BND15Y	400
15	BND15W	800
25	MND25	N/A
25	BND25G	60
25	BND25B	120
25	BND25R	220
25	BND25Y	400
25	BND25W	800
45	MND45	N/A
45	BND45G	60
45	BND45B	120
45	BND45R	220
45	BND45Y	400
45	BND45W	800




# DIAMOND POLISHING PADS FOR HAND-HELD USE



## DIAREX® DIAFLEX Flexible Diamond Canvas Polishing Strips

230 x 50mm each  
R\* = Resin

Grit	Code	Colour
60	DCS-1	Green
120	DCS-2S	Black
200	DCS-3S	Red
400	DCS-4S	Yellow
800	DCS-5S	White
1500	DCS-9S	Blue
800R*	DCS-6	White
1500R*	DCS-7	Blue
12000R*	DCS-8	Orange



## DIAREX® DIAFLEX Flexible Diamond Canvas Polishing Sheets

230 x 280mm each  
R\* = Resin

Grit	Code	Colour
60	DCS911-1	Green
120	DCS911-2S	Black
200	DCS911-3S	Red
400	DCS911-4S	Yellow
800	DCS911-5S	White
1500	DCS911-9S	Blue
1500R*	DCS911-7	Blue
12000R*	DCS911-8	Orange



Handpad Set

## QUICK RELEASE Hand Polishing Pads

Electroplated polishing pads  
130 x 55mm for wooden hand block  
with velcro backing R\*=Resin

Grit	Code	Colour
60	QRP-1	Green
120	QRP-2	Black
200	QRP-3	Red
400	QRP-4	Yellow
800	QRP-5	White
1500	QRP-9	Blue
800R*	QRP-6	White
1500R*	QRP-7	Blue
3000R*	QRP-8	Orange

## DIAREX® DIAFLEX Hand Pads 90 x 55mm


Premium quality diamond hand pad for wet  
use on Granite, Marble, Engineered Stone,  
Glass, Ceramics and Porcelain

Grit	Code	Colour
60	DHP-1	Green
120	DHP-2	Black
200	DHP-3	Red
400	DHP-4	Yellow
800	DHP-5	White
1500	DHP-9	Blue
800R*	DHP-6	White
1500R*	DHP-7	Blue
12000R*	DHP-8	Orange

## DIAREX® ELECTROPLATED Hand Pads 90 x 55mm

High quality diamond hand pad for wet  
use on Granite, Marble, Engineered Stone,  
Glass, Ceramics and Porcelain

Grit	Code	Colour
60	DFHP90M0060	Green
120	DFHP90M0120	Black
200	DFHP90M0200	Red
400	DFHP90M0400	Yellow
800	ZLDHP-5	White
1500	ZLDHP-9	Orange
3000	ZLDHP-10	Brown
60, 120, 200, 400	ZLDHP-SET	



5

**SURFACE POLISHING**  
& TEXTURING

# SURFACE POLISHING & TEXTURING



## SEBALD Frankfurt Sector Magnesite Bond

For use on Marble, Terrazzo,  
Granite and Engineered Stone



## ADR GRANITE Fickert Segment Plus Diamond

Diamond Resined Abrasive for polishing  
Granite, Ceramic and other stone materials



## ADR GRANITE Fickert Segment

Resined Abrasive for polishing Marble

Grit	Code
60/80	GF60M
120	GF120M
220	GF220M
400	GF400M
600	GF600M
Final Polish	GFPB (Black)
Acid Block	GFAB

Grit	Code
60/80	ADR.FS.080
120	ADR.FS.120
220	ADR.FS.220
400	ADR.FS.400
800	ADR.FS.800
1500	ADR.FS.1500
3500	ADR.FS.3500
Final Polish	ADR.FS.SHINE

Grit	Code
120	ADRN.FS.120
220	ADRN.FS.220
360	ADRN.FS.360
400	ADRN.FS.400
600	ADRN.FS.600
800	ADRN.FS.800
1500	ADRN.FS.1500
Final Polish	ADRN.FS.5EX



# SURFACE POLISHING & TEXTURING



**AGEING BRUSH  
Plus Diamond  
Snail Back**



**AGEING BRUSH  
Plus Diamond  
Frankfurt**




**AGEING BRUSH  
Plus Diamond  
Fickert Segment**

High quality diamond brushes designed to create the leather effect or aged or weathered appearance.  
Includes diamond, fast working, long life. For use on Granite and other stone materials.

Size mm	Code	Grit
100	AB.4SS.036	36
100	AB.4SS.060	60
130	AB.SS.036	36
130	AB.SS.060	60
130	AB.SS.120	120

Code	Code	Grit
AB.FD.036	Trapezoidal	36
AB.FD.060	Trapezoidal	60
AB.FD.120	Trapezoidal	120

Size mm	Code	Grit
140	AB.FS.024	24
140	AB.FS.036	36
140	AB.FS.060	60
140	AB.FS.120	120



**AGEING BRUSH  
Snail Back 100mm**



**AGEING BRUSH  
Snail Back 130mm**



**AGEING BRUSH  
Frankfurt Round**

High performance, modular brushes necessary to obtain the leather or satin effect on Marble, Granite and other stone materials.

Size mm	Code	Grit
100	AB.4S.080	80
100	AB.4S.120	120
100	AB.4S.240	240
100	AB.4S.320	320

Size mm	Code	Grit
130	AB.5S.046	46
130	AB.5S.060	60
130	AB.5S.120	120
130	AB.5S.240	240
130	AB.5S.320	320
130	AB.5S.600	600

Size mm	Code	Grit
	AB.FR.046	46
	AB.FR.060	60
	AB.FR.120	120
	AB.FR.240	240
	AB.FR.320	320

# SURFACE POLISHING & TEXTURING



**PUMICE WHEEL  
Snail Back 130mm**



**PUMICE WHEEL  
Frankfurt**



**PUMICE WHEEL  
Fickert Segment 140mm**

Removes machining marks and swirls from honed surfaces. Pumice-Hones can be used after conventional machining process of the same grade. Must be used with sufficient amount of water and light pressure.

Size mm	Code	Grit
130	PH.5S.180	180
130	PH.5S.320	320
130	PH.5S.600	600

Code	Grit
PH.FR.180	180
PH.FR.320	320
PH.FR.600	600

Size mm	Code	Grit
140	AB.FS.024	24
140	AB.FS.036	36
140	AB.FS.060	60



**IFLEX  
Texturing Tool  
Snail Back 130mm**



**IFLEX  
Texturing Tool  
Frankfurt**



**IFLEX  
Texturing Tool  
Fickert Segment**

Flexible diamond abrasive designed to create new textures such as "Leather", "Caress", "Silk", "Antique", "Satin", "Lapped", and "Honed" effects as well as polished finish and high gloss.

Size mm	Code	Grit
130	AB.SNI5.036	36
130	AB.SNI5.046	46
130	AB.SNI5.060	60
130	AB.SNI5.120	120
130	AB.SNI5.220	220
130	AB.SNI5.320	320
130	AB.SNI5.400	400

Code	Grit
AB.FRI.036	36
AB.FRI.060	60
AB.FRI.120	120

Code	Grit
AB.FSI.060	60
AB.FSI.120	120
AB.FSI.220	220

# SURFACE POLISHING & TEXTURING



## FELT Fickert Segment

For final polish in conjunction with Alumina and Reulin Powders

Code

ADR.FS.FELT



## BUSHHAMMER Fickert Segment

Designed for special bush hammer and sand blast effect on Granite and other stone materials.

Code

ABH.FS.FINE



## DIAREX® SPRING LOADED Plate Adaptor 130mm

For radial arm polisher with QRS backing.

Code

KSP130V



## BK DIAMOND METAL BOND 300mm Plate

Diamond polishing plates for surface polishing of Granite and Marble

Size mm	Code	Grit
300	BK12MB0050	50
300	BK12MB0100	100
300	BK12MB0200	200
300	BK12MB0400	400



## BK DIAMOND RESIN BOND 300mm Plate

Resin polishing plates for surface polishing of Granite and Marble

Size mm	Code	Grit
300	BK12R0100	100
300	BK12R0200	200
300	BK12R0400	400
300	BK12R0800	800
300	BK12R1500	1500
300	BK12R3000	3000



## FRANKFURT PLATE and Couplings 320mm

Steel plate with couplings for use with surface treatment tooling

Code
AFP320-4C
GFCOUP2 Couplings (Sold as pair)

# SURFACE POLISHING & TEXTURING

## PARAMETERS FOR TEXTURED FINISHES

### HONED

Grind the material with abrasives or diamond tools up to the grit you want to have. Afterwards use the pumice honing tool in the same grit or one step coarser with a lot of water.

TOOLS	GRIT	RPM	PRESSURE
Diamond Tool	#100	800 - 1000	1.8
Diamond Tool	#200	800 - 1000	1.8
Diamond Tool	#400	800 - 1000	1.8
Pumice Honing Wheel	#300	800 - 1000	2.0

### ANTIQUÉ

Material needs to be treated mechanically like flaming, sandblasting, bushhammering. Afterwards you can use antique brushes with water.

TOOLS	GRIT	RPM	PRESSURE
Material Flamed	-	-	-
Diamond Brush	#30	1400	1.8
Ageing Brush	#46	1000 - 1200	1.8 - 2.0
Ageing Brush	#80	1000 - 1200	1.8 - 2.0
Ageing Brush	#180	1000 - 1200	1.8 - 2.0

### SANDBLASTED

With the sandblasting wheels you can achieve a surface like sandblasted. This is especially interesting in combination with antique brushes and can be used in shower trays where a slip resistant surface is necessary.

TOOLS	GRIT	RPM	PRESSURE
Sandblasting System	Sandblasting	900 - 1500	
	Option	Step 2-3	
Ageing Brush	#46	1000 - 1200	1.8 - 2.0
Ageing Brush	#80	1000 - 1200	1.8 - 2.0
Ageing Brush	#180	1000 - 1200	1.8 - 2.0

### BUSH HAMMERED

There are different grits from very coarse to fine available. You can use it on a Flex Grinder or on a T108.

TOOLS	GRIT	RPM	PRESSURE
Bushhammering System	150 Standard	900 - 1500	-
		Step 2-3	

### SATIN FINISH GLOSSY

Grind off the polish (not too coarse as this might leave scratches). Use the diamond grit to produce the texture. If you use the tool for a longer time the surface gets coarser. That means you can achieve different effects. Afterwards the iFlex brushes are used to get colour and gloss into the stone.

TOOLS	GRIT	RPM	PRESSURE
Grind off the Polish	#50 - 100	800 - 1000	1.8
Diamond Brush	#30	1400	0.8 - 1.2
iFlex	#16	1400	1.6 - 1.8
iFlex	#46	1400	1.6 - 1.8
iFlex	#60	1400	1.6 - 1.8
iFlex	#80	1400	1.8 - 2.0
iFlex	#120	1400	1.8 - 2.0
iFlex	#220	1400	1.8 - 2.0
Ageing Brush (Satin Finish Matt)	#80	1000 - 1200	1.8 - 2.0
Ageing Brush (Satin Finish Matt)	#180	1000 - 1200	1.8 - 2.0

### SATIN EDGES

You can also produce satin edges on inline polishing machines.

TOOLS	GRIT	PRESSURE
Diamond Brush	#60	2.8
Diamond Brush	#120	2.8
iFlex	#46	3.0 - 3.2
iFlex	#60	3.0 - 3.2
iFlex	#120	3.0 - 3.2
iFlex	#220	3.0 - 3.2



6

**TOOLING**  
FOR EDGE PROCESSORS

# TOOLING FOR EDGE PROCESSORS



**DIAREX® KS-EDGE**  
**Polishing Disc**  
**125mm Snailback**

For polishing flat edges and surfaces on Granite

Size mm	Code	Grit
125	DKS.5S.0050	50
125	DKS.5S.0100	100
125	DKS.5S.0200	200
125	DKS.5S.0400	400
125	DKS.5S.0800	800
125	DKS.5S.1500	1500
125	DKS.5S.3000	3000



**DIAREX® KW-EDGE**  
**Polishing Disc**  
**125mm Snailback**

For polishing flat edges and surfaces on Engineered Stone

Size mm	Code	Grit
125	DKW.5S.0050	50
125	DKW.5S.0100	100
125	DKW.5S.0200	200
125	DKW.5S.0400	400
125	DKW.5S.0800	800
125	DKW.5S.1500	1500
125	DKW.5S.3000	3000



**DIAREX® 2 in 1**  
**Polishing Disc**  
**125mm Snailback**

For polishing flat edges and surfaces on Granite and Engineered Stone

Size mm	Code	Grit
100	DKH.4S.1	40
100	DKH.4S.2	60
100	DKH.4S.3	100
100	DKH.4S.4	200
100	DKH.4S.5	400
100	DKH.4S.6	800



**NEW**

**SANWA KENMA**  
**Twincur-Resin Edge Pads**  
**125mm**

For use on In-line Polishing Machines.  
Premium quality

Size mm	Code	Grit
125	SKTG-501 (EG2)	100
125	SKTG-502 (EG2)	200
125	SKTG-505 (EG2)	500
125	SKTG-510 (EG2)	1000
125	SKTR-520 (EB)	2000
125	SKTR-530 (EB)	3000



**ABRESSA ABRASIVE**  
**Wet Polishing**  
**100mm Snail Back**  
**(PSH)**

For use on profiles with radius or bevel.  
40 pieces per box

Size mm	Code	Grit
100	AA4DX02GPSH	120
100	AA4DX02MPSH	120
100	AA4DX03MPSH	220
100	AA4DX04MPSH	400
100	AA4DX06MPSH	600
100	AA4DX08MPSH	800
100	AA4DX10PPSH	1000
100	AA4DXGLOPSH	Polish



**ABRESSA ABRASIVE**  
**Wet Polishing**  
**130mm Snail Back**  
**(PSH)**

For use on profiles with radius or bevel.  
24 pieces per box

Size mm	Code	Grit
130	AA5DX02GPSH	120
130	AA5DX02MPSH	120
130	AA5DX03MPSH	220
130	AA5DX04MPSH	400
130	AA5DX06MPSH	600
130	AA5DX08MPSH	800
130	AA5DX12PPSH	1200
130	AA5DXGLOPSH	Polish

# TOOLING FOR EDGE PROCESSORS



**ADI  
GENERATING WHEEL  
Comandulli Speedy  
System**

Ø120 x 27.5 x 5+ 15mm  
40mm bore with 4 fixing holes

Size mm	Code
120	DCW120-13755V



**ADI  
CALIBRATING WHEEL  
Penta/Musa**

Ø120 x 27.5 x 5+ 15mm  
40mm bore with 4 fixing holes

Size mm	Code
130	PA34095

## LARGE MACHINERY

Don't forget to check out our range of  
Large Machinery in Section 16



# TOOLING FOR EDGE PROCESSORS



**GENERATING WHEEL**  
For Comandulli  
Omega & Synthesis

Ø130 x 47.5 x 5mm  
M30 Thread

Size mm	Code
130	D05.PA33186



**PRECUTTING WHEEL**  
For Comandulli  
Omega & Synthesis

Ø155 x 22 x 5mm 30°  
50mm bore + 4 fixing holes

Size mm	Code
155	D05.PA32111



**CALIBRATING WHEEL**  
For Comandulli  
Omega & Synthesis

Ø260 x 7 x 5 +3mm  
50mm bore + 4 fixing holes

Size mm	Code
260	D05.PA34011



**ADI**  
**GROOVE CUTTING BLADE**  
For Omega

Ø250 x 8 x 5mm  
50mm bore + 6 fixing holes

Size mm	Code
250	PC06019



**ADI**  
**OMEGA**

Ø210 x 2.8 x 10mm  
50mm bore + 6 fixing holes

Size mm	Code
210	D05.PH20741





7

**DIAMOND TOOLS**  
FOR CNC MACHINE CENTRES

# DIAMOND TOOLS FOR CNC MACHINE CENTRES



**HYDRO  
Milling Finger**

Long-life, high performance milling router for use on Granite and Engineered Stone.  
Hard bond, coarse grit

Size mm	Code
Ø20 x 35	PB22618



**KING EAGLE  
Milling Finger**

Patented milling finger specifically designed for Engineered Stone

Size mm	Code
Ø22 x 35	PB22483



**THE SOLUTION  
Milling Finger**

Premium quality milling router for use on Granite and Engineered Stone.  
Great all-round performance, medium bond

Size mm	Code
Ø22 x 35	PB22620
Ø24 x 48	PB22623
Ø22 x 35	PB22576 (Left-hand Thread)



**MAGNIFICA  
Milling Finger**

High performance milling router for use on hard Granite and Engineered Stone.  
Soft bond, very forgiving

Size mm	Code
Ø20 x 35	PB22619
Ø24 x 48	PB22624



**UCS  
Milling Finger**

High precision milling router specific for use on all Ultra Compact Surfaces including Neolith, Dekton and Lapitec

Size mm	Code
Ø22 x 35	MT74030
Ø22 x 35	MT74033 (Left-hand Thread)



**UNIVERSAL  
Small Radius Router**

1/2" gas  
For small corners

Size mm	Code
Ø14 x 40	PB22520

# DIAMOND TOOLS FOR CNC MACHINE CENTRES



## INCREMENTAL Routing Bit

For incremental routing of Granite and Engineered Stone

Size mm	Code
Ø20 x 10	PB22303



## INCREMENTAL Routing Bit

For incremental routing of Granite and Engineered Stone. Small radius corners.

Size mm	Code
Ø6 x 15	PB27505
Ø8 x 15	PB27394
Ø12 x 20	PB27383



## THIN WALL CORE DRILLS for CNC machines

Features 1mm wall thickness and special bond for high-speed drilling of Granite and Engineered Stone. Drilling depth 55mm

Size mm	Code	Feed Speed (mm/min)	RPM
Ø20	PG081020	30-40	3000
Ø25	PG081025	30-40	2600
Ø30	PG081030	40-50	2400
Ø32	PG081032	40-50	2400
Ø35	PG081035	50	2200
Ø38	PG081038	50	2200
Ø40	PG081040	50	2200
Ø35	PG08822 (Left-hand Thread)	50	2200



## MILLING CROWNS

For incremental routing of Granite, Engineered Stone and hard stone.  
M12 Thread

Size mm	Code
Ø20/14 x 12	PR06009
Ø20/14 x 12	PR06021
Ø20 x 15	DRT20DRXG (Long life)



## VACUUM BRAZED Milling Finger

Milling finger for Marble and other soft stones  
1/2" gas, Position 1

Size mm	Code
Ø16 x 45	PB52005
Ø20 x 65	PB52006

# DIAMOND TOOLS

## FOR CNC MACHINE CENTRES

### TECHNICAL INFORMATION



#### ADI Hydro Milling Finger

CODE	DIMENSION mm	RPM	FEED RATE mm/min
PB22618 (Granite)	Ø22 x 35	4500-4800	200-300
PB22618 (Engineered Stone)	Ø22 x 35	6000-7000	400-600



#### ADI King Eagle Milling Finger

CODE	DIMENSION mm	RPM	FEED RATE mm/min
PB22483 (Granite)	Ø22 x 35	5500 - 8000	350 - 600



#### ADI Solution Milling Finger

CODE	DIMENSION mm	RPM	FEED RATE mm/min
PB22620 (Granite)	Ø22 x 35	4500 - 4800	200-300
PB22623 (Granite)	Ø24 x 48	4300 - 4500	200-300
PB22620 (Engineered Stone)	Ø22 x 35	6000 - 7000	400-600
PB22623 (Engineered Stone)	Ø24 x 48	5500 - 6500	300-400



#### ADI Magnifica Milling Finger

CODE	DIMENSION mm	RPM	FEED RATE mm/min
PB22619 (Universal)	Ø22 x 35	4500	200-400
PB22624 (Universal)	Ø24 x 48	4300	200-300



#### ADI UCS Milling Finger

CODE	DIMENSION mm	RPM	FEED RATE mm/min
MT74030 (UCS)	Ø22 x 35	4500 - 4800	250-300
MT74033 (UCS)	Ø22 x 35	4500 - 4800	250-300



#### ADI Vacuum Brazed Milling Finger

CODE	DIMENSION mm	RPM	FEED RATE mm/min
PB52005 (Marble)	Ø16 x 45	5500	400-600
PB52006 (Marble)	Ø20 x 65	5200	300-450



#### ADI Incremental Routing Bit

CODE	DIMENSION mm	RPM	FEED RATE mm/min	MAX Increment mm
PB22303 (Granite)	Ø20 x 10	5000	300-500	8
PB22303 (Engineered Stone)	Ø20 x 10	5000	300-500	8

# DIAMOND TOOLS FOR CNC MACHINE CENTRES




**ADI CNC Profile tools** - discover the **true** economy of high quality tools.

Four lines of profile tools cover every application for moder bench-top fabrication.


- T** Topline tools have external diameters of around 120mm
- F** Fastline tools have external diameters of around 80mm
- t** Twistline tools have internal diameters of 40mm
- μ** Microline tools have internal diameters of 20mm

Whether you require a tool for fast processing of straight edges or a tool for profiling tight internal radii, there is a suitable tool with the ADI range.

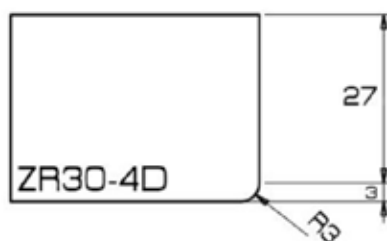
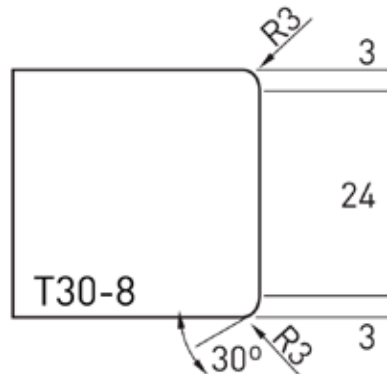
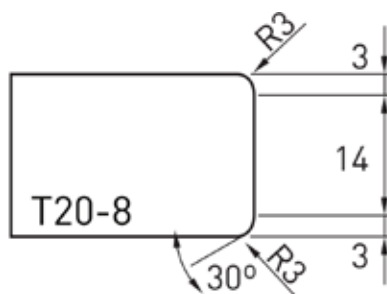
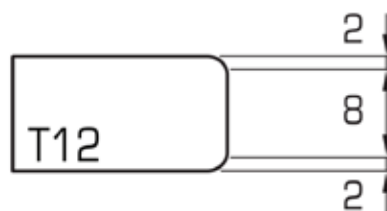
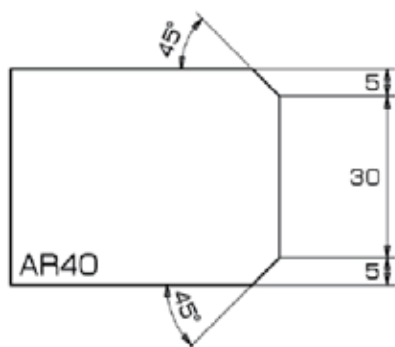
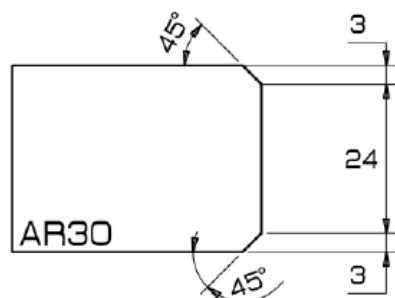
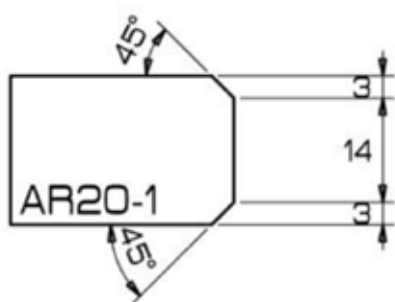
- **UHS technology** - a break-through in metal bond formulation, ADI's new Ultra High Speed tools are capable of feed rates up to four times that of regular metal bonded tools.
- **Unsurpassed tool life** - ADI metal bond tools yield the highest tool life and the lowest cost per meter of edge-work in the industry.
- **Precisely engineered water slots** - the intricately machined water slots provide superior water-cooling and hence superior finish and tool life. The process of machining the slots is time consuming and costly, but hugely beneficial for your production.
- **Profile integrity** - you can be sure that every time you purchase an ADI profile wheel it will have precisely the same profile.



- **Preset labels** - accurate dimensions printed on each tool save valuable set-up time. Each individual tool is measured to an accuracy of 0.001mm.
- **Precision balancing** - every ADI profile is dynamically balanced to ensure vibration-free operation.







# DIAMOND TOOLS FOR CNC MACHINE CENTRES







# DIAMOND TOOLS FOR CNC MACHINE CENTRES



Position	Slab Thickness (mm)	RPM (Min-Max)	Stock Removal (mm)	Feeding Speed (mm/min)	Note
1	20 - 30 - 40	6500 - 7000	to shape	800 - 1000	<i>Segmented</i> 
2			0.2 - 0.3		
3			0.15 - 0.2		
4		5500 - 6000	0.05	800	
5	20 - 30 - 40	3800 - 4200	0.02 - 0.05	750 - 1000	<b>ERASER</b> <i>only flat shape</i> 
5	20 - 30 - 40	3800 - 4200	0.02 - 0.05	750 - 1000	<b>MFP5</b> 
5	20 - 30 - 40	3300 - 3800	0.03 - 0.05 Pressure	750 - 1000	<i>Express Polishing</i> 
6					
7					



Position	Slab Thickness (mm)	RPM (Min-Max)	Stock Removal (mm)	Max Feeding Speed (mm/min)	Note
1	20 - 30 - 40	5000 - 6000	to shape	1500 - 3000	<i>Segmented</i> 
2	20 - 30 - 40	5000 - 6000	0.3 - 0.4	1500 - 4000	<i>Continuous Rim</i> 
3			0.2 - 0.3		
4	20 - 30 - 40	4500 - 4800	0.05 - 0.01	1000 - 1500	
5	20 - 30 - 40	4000 - 4500	0.03 - 0.05	1800	<b>MFP5</b> 
5	20 - 30 - 40	2500 - 3000	0.03 - 0.05 Pressure	1250	<i>Express Polishing</i> 
6					
7					

# DIAMOND TOOLS FOR CNC MACHINE CENTRES



## ADI FASTLINE Profile Wheels

A typical Fastline Profile Wheel set includes 5 diamond metal sintered positions and 2 Express Polishing positions.

Metal finished Position 5 (MFP-5) may be replaced with an Express Polishing position.



## ADI MICROLINE Profile Wheels

A typical Microline Profile Wheel set includes 5 diamond metal sintered positions and 2 Express Polishing positions.

Express Position 5 may be replaced with an Express Polishing position.



\*Prices for sets and individual tools are available upon application.

\*Tool holders for all profile wheels are available upon application.



# DIAMOND TOOLS FOR CNC MACHINE CENTRES



**UHS SUPER DUTY  
Stubbing Wheel  
Ø91 x 30 x 7mm**

50mm bore and 3 holes for Granite and Engineered Stone  
For drain board milling

Position	Code
1	PB29501
Adaptor	PB29015 - Ø50 x10 (3 holes) 1/2"gas



**UHS SUPER DUTY  
Stubbing Wheel  
Ø54 x 25 x 7mm**

For use on Granite and Engineered Stone  
with connecting adaptor

Position	Code
1	PB29470
Adaptor	SL02358 - Ø14 x 4 (3 holes) 1/2"gas



**REBATING  
Stubbing Wheel  
Ø40 x 20 x 5mm**

For use on Granite and Engineered Stone  
with connecting adaptor

Position	Code
1	PB29058
Adaptor	SL01063 - Ø34 2 pin 1/2"gas



**ADAPTOR FOR  
STUBBING WHEEL  
Ø91 x 30 x 7mm**

Code	
Adaptor	PB29015 - Ø50 x10 (3 holes) 1/2"gas



**ADAPTOR FOR  
STUBBING WHEEL  
Ø54 x 25 x 7mm**

Code	
Adaptor	SL02358 - Ø14 x 4 (3 holes) 1/2"gas



**ADAPTOR FOR  
STUBBING WHEEL  
Ø40 x 20 x 5mm**

Code	
Adaptor	SL01063 - Ø34 2 pin 1/2"gas

# DIAMOND TOOLS FOR CNC MACHINE CENTRES



**MANDREL  
for Diamond Router Tip**

M12 Internal Thread  
R 1/2" fitting

Size mm	Code
Ø20 x 50	DKMMP215



**ADAPTER  
1/2" -> M14**

M14 External Thread  
R 1/2" fitting

Code
SL02264



**ADAPTOR  
for Stubbing Wheel and  
Drainboard Wheel**

Ø50mm boss + 3 retaining bolts  
R 1/2" fitting

Size mm	Code
Ø63mm	PB29015



**ADAPTOR  
For Stubbing and  
Drainboard Wheels**

R 1/2" fitting  
Ø50mm boss + 3 retaining bolts

Size mm	Code
Ø72	SL01050



**ADAPTOR  
for Drainboard Wheels  
Magnetic with rubber**

R 1/2" fitting

Size mm	Code
Ø62	SL02245



**ADAPTOR  
for Drainboard Wheels  
Magnetic without rubber**

R 1/2" fitting

Size mm	Code
Ø85	SL02206

# DIAMOND TOOLS FOR CNC MACHINE CENTRES



## DRAIN GROOVE MILLING TOOL

R 1/2" fitting  
For Granite and Engineered Stone

Size mm	Code	Position
6	PB27033	1
6	PB27034	2
6	PB27035	3
6	PB27036	4
8	PB27076	1
8	PB27077	2



## WRITING TOOL

Ø10 x 50mm  
For Granite and Engineered Stone  
Available in 70° and 90° formats

Angle	Code
70°	PB35002
90°	PB35001
Adaptor	SL02002



## ENGRAVING FINGER

Ø16 x 25 x 65mm length  
For engraving Granite, Marble and  
Engineered Stone. 1/2" gas

Size mm	Code
Ø16mm	PB27226



## ADI DRAINBOARD TOOLS For Granite

New style polishing system for drainboards which  
allows processing of edges and surface simultaneously.  
35mm bore with magnetic fitting

Size mm	Code	Grit
100	PB29202	120
100	PB29203	220
100	PB29204	400
100	PB29205	800
100	PB29206	1500
100	PB29207	3000
100	PB29129	LUX



## ADI DRAINBOARD TOOLS For Engineered Stone

New style polishing system for drainboards which  
allows processing of edges and surface simultaneously.  
35mm bore with magnetic fitting

Size mm	Code	Grit
100	PB29336	200
100	PB29337	500
100	PB29338	1000
100	PB29339	2000
100	PB29340	3000

# DIAMOND TOOLS FOR CNC MACHINE CENTRES



## CNC INCREMENTAL Router for UCS

1/2" gas fitting  
Feed Speed (mm/min) 75 - 150  
RPM - See below

Size mm	Code	RPM
Ø8 x 12	MT75016	6000 - 7000
Ø20 x 12	MT75020	5000 - 5500



## CNC SEGMENTED Finger Bit for UCS

1/2" gas fitting  
Feed Speed (mm/min) 250 - 300  
RPM - 4500 - 4800

Size mm	Code	
Ø22 x 35	MT74030	
Ø22 x 35	MT74033 - Left hand thread	



## CNC CORE DRILL For UCS

1/2" gas fitting  
Feed Speed (mm/min) 15 - 30  
RPM - See below

Size mm	Code	RPM
Ø12 x 75	MT81112	4000 - 5000
Ø32 x 75	MT81132	2000 - 2400
Ø35 x 75	MT81135	1800 - 2200
Ø38 x 75	MT81138	1600 - 2000



## STUBBING WHEEL For UCS

Super Duty Drain Board Wheel for UCS  
Feed Speed (mm/min) 400 - 600  
RPM - 4000 - 4500

Size mm	Code	Stock Removal mm
Ø91 x 28 x 7	MT73030	1 to 4 Max

# DIAMOND TOOLS FOR CNC MACHINE CENTRES

## ADI VUOTO VACUUM SYSTEM

The Vuoto is a demountable system making it easy to change the rubber seals and pads on site. Suitable for all CNC machines, made to order.

### Key Features

- Treated with anodized aluminium to prevent oxidation and corrosion
- Vulcanized rubber plates that will never come off compared to other systems that use glue which can peel off over time.
- Rubber has double lip gaskets to ensure a vacuum even when used on corrugated stones.
- Plates are exactly the same (top and bottom)
- Assemble different modules together creating custom compensation for custom shapes.



Code	Machine	Dimensions mm	Height mm
KG01003	Cobalm	150 x 150	120
KG01008	Cobalm	100 x 100	120
KG01019	Cobalm	200 x 200	120
KG02050	Cobalm	200 x 40	120
KG03053	Cobalm	Ø80	120
KG03054	Cobalm	Ø100	120
KG03057	Cobalm	Ø100	120

Code	Machine	Dimensions mm	Height mm
KG01024	Thibaut	150 x 150	150
KG01025	Thibaut	200 x 200	150
KG02066	Thibaut	200 x 40	150
KG02139	Thibaut	400 x 45	150
KG03071	Thibaut	Ø120	150
KG03073	Thibaut	Ø150	150

## CNC TOOL HOLDERS AND PULL STUDS



Code	Machine	Type	Size
KRENW12GC	Intermac	ISO 40	1/2" gas
KREBT40TH	Thibaut/Cobalm	ISO 40	1/2" gas
KREIPA3539CRK6	Thibaut/Cobalm	ISO 40	35 x 39

Code	Machine
KREIPS	Intermac
KRERK2	Denver, Thibaut T108
KRETPS	Thibaut/Cobalm

# DIAMOND TOOLS FOR CNC MACHINE CENTRES



## SHARPENING BLOCK For UCS Tools

To redress UCS blades, diamond  
profile wheels and core drills.  
250 x 150 x 30mm


Grit	Code
180	D31.125



## SHARPENING BLOCK For Diamond Tools

To redress Diamond profile wheels  
and core drills.

Code
3B00067 - sharpens Profile Wheels Position 1, 2, 3 and coredrills
3B00068 - sharpens Profile Wheels Position 4



## SHARPENING BLOCK TYROLIT SP1

To redress diamond blades and coredrills  
320mm x 160mm x 30mm

Code
SBT-SP1

FULL ADI TOOL CATALOGUE AVAILABLE ON REQUEST





8

**DIAMOND TOOLS**  
FOR MANUAL ROUTERS  
& GENERAL CONSUMABLES

# DIAMOND TOOLS

## FOR MANUAL ROUTERS & GENERAL CONSUMABLES



### GALESKI Contour Cat

Contour Cat Wet Edge Profiling Machine  
Powerful 1750 Watt motor  
Variable Speed: 2700 - 6500rpm with PRCD M14 Thread  
Profile Wheels & Accessories available upon request\*

Code

GALCONCAT



### B20 / M14 Profile Router

Metal bonded Profile Router for the hand profiling of stone.

Course grit, B-20 profile.  
M14 Female Thread, wet or dry use

Code

ZLB20M14



### DIAREX® Sintered Profile Wheel Profile F

Economical profile shaping wheels for use on most popular stone routing machines with 22.2mm boss.  
Comes complete with rotating central bearing and machined fixing bolt.

*Other profiles available upon request\**

Size mm	Code	Position
20	DPW20F1D	1
30	DPW30F1D	1



### DIAREX® Sintered Profile Wheel Profile V

Economical profile shaping wheels for use on most popular stone routing machines with 22.2mm boss.  
Comes complete with rotating central bearing and machined fixing bolt.

*Other profiles available upon request\**

Size mm	Code	Position
20	DPW20V1D	1
30	DPW30V1D	1
40	DPW40V1D	1



# DIAMOND TOOLS FOR MANUAL ROUTERS & GENERAL CONSUMABLES



## TUCKPOINT Rebate Blade (Green)

Premium quality blade for grinding and rebating Granite and Engineered Stone.  
Blade thickness - 15mm

Size mm	Code	Arbor mm
105	ETPB105G	12.7



## TUCKPOINT Blade (White)

Premium quality wide segment blade (4.5mm thick) for cutting grooves and channels in Granite and Engineered Stone.

Size mm	Code	Arbor mm
100	DTPB1054.5G	M14



## DIAREX® FIBREGLASS & DISPENSER

100m Fibreglass Roll 10 x 3mm  
Powder coated dispenser with roller bearings and cutting guide.

	Code
Fibreglass	KK10.196
Dispenser	KK10.202



## MINI CHEVRON Polishing Drum 25 x 38

For wet polishing Granite kitchen tops with tight corners on sink cutout machines. The small mini chevron 25mm diameter drums allow for grinding and polishing tight corners. The System comprises of two electroplated diamond cushioned drums and five resin diamond polishers. An excellent natural polished finish is achieved quickly with a very good life of the tools.

Position	Code	Grit
1	DKEMP505	60/80
2	DKEMP510	150/170
3	DKRFD1105	200
4	DKRFD1110	400
5	DKRFD1115	1000
6	DKRFD1120	2000
7	DKRFD1125	10000

Recommended Speeds	RPM
Hand Machines	3000 - 3500
Semi Automatic Machines	3500 - 5000
CNC	5000 - 7000

## ROUTER MANDREL 1/2" Gas

Router mandrel sleeve to suit incremental milling crowns.  
20mm x 50mm  
M12 Thread; R1/2" gas

	Code
Mandrel & Sleeve	DKMMP215
Sleeve	DKMMP216

# DIAMOND TOOLS

## FOR MANUAL ROUTERS & GENERAL CONSUMABLES




### ARDELL Single Edged Razor Blades

High grade stainless steel blades.  
Made in the USA  
100 pieces per box



### STAEDTLER Wax Pencil

High wax content for use on  
polished surfaces.  
12 pencils per box



### DIAREX® Glue-On Sink Anchors

No-drill sink anchors adhere to  
underside of counter-tops for secure sink  
installations.

Code
RAZORSEA

Colour	Code
White	STD808-0
Black	STD808-9

Code
HE.DRXSAKIT



### TAPERED WEDGES

Plastic tapered wedges designed for  
levelling and aligning bench-tops  
from 38mm - 85mm  
Tapers from 0.8 - 6.35mm

Code
GQ100209



### KONIG SPATULA

High quality carbon steel Spatula for mixing  
adhesives. One piece drop forged.  
Precision ground and tempered


Code
SMT00L20



### KONIG Measuring Tape

5m long lasting Nylon Coated Tape  
with Stainless Steel Spring

Code
SSTAPE05



9

**COUPLINGS, ARBORS**  
& ACCESSORIES

# COUPLINGS, ARBORS & ACCESSORIES



**FIRM**  
**Rubber QRS**  
**Backing Pad**

M14 Thread  
Velcro Backed

Size mm	Code	Arbor mm
75	JBP3-14	M14
100	JBP4-14	M14
125	JBP5-14	M14



**RIGID**  
**Plastic QRS**  
**Backing Pad**

M14 Thread  
Velcro Backed

Size mm	Code	Arbor mm
80	KGBP3-14	M14
100	KGBP4-14	M14
125	KGBP5-14	M14
150	KGBP6-14	M14



**THICK**  
**Plastic QRS**  
**Backing Pad**

M14 Thread  
Velcro Backed

Size mm	Code	Arbor mm
100	JBPTP4-14	M14



**FLEXIBLE**  
**Plastic QRS**  
**Backing Pad**

M14 Thread  
Velcro Backed

Size mm	Code	Arbor mm
75	RBP3-14	M14
100	RBP4-14	M14
125	RBP5-14	M14



**CUSHION**  
**Plastic QRS**  
**Backing Pad**

M14 Thread  
Velcro Backed With 10mm foam

Size mm	Code	Arbor mm
75	CBP3-14	M14
100	CBP4-14	M14
125	CBP5-14	M14
150	CBP6-14	M14
100	JBPS4-14	M14



**PLASTIC**  
**QRS Backing Pad**  
**with Snail Back**

Velcro Backed 2 versions available  
C = 10mm Foam, N=Normal

Size mm	Code	Arbor mm
100	SAP4C	M14
100	SAP4	M14

# COUPLINGS, ARBORS & ACCESSORIES



**RIGID**  
**Aluminium QRS**  
**Backing Pad**

M14 Thread  
Velcro Backed

Size mm	Code	Arbor mm
100	VCOUP10AADK	M14



**RIGID**  
**Rubber QRS**  
**Backing Pad**

M14 Thread  
Velcro Backed

Size mm	Code	Arbor mm
100	VCOUP10A	M14



**ZL RUBBER**  
**QRS**  
**Backing Pad**

M14 Thread  
Velcro Backed

Size mm	Code	Arbor mm
100	ZLRBP4-14	M14



**ZL PLASTIC**  
**QRS**  
**Backing Pad**

M14 Thread  
Velcro Backed

Size mm	Code	Arbor mm
100	ZLBP4-14	M14



**ZL RUBBER**  
**Super Flexible**  
**'Cowboy' Backing Pad**

M14 Thread  
Velcro Backed

Size mm	Code	Arbor mm
100	ZLFBP4-14	M14



**ELIPSE**  
**Backing Pad**

M14 Thread  
Velcro Backed

Size mm	Code	Arbor mm
100	BEBP4-14	M14

# COUPLINGS, ARBORS & ACCESSORIES



**ZL SNAIL BACK  
Aluminium Coupling  
with Rubber**

M14 Thread

Size mm	Code	Arbor mm
100	ZLSNL-14	M14



**ZL PLASTIC  
Backing Plate  
with Snail Back**

QRS velcro backing plate to snail lock

Size mm	Code
100	ZLSAP4



**BIGGI  
Aluminium Snail Back  
Coupling**

Rigid coupling for use on edge processors

Size mm	Code	Arbor mm
100	SCOUP10CA	M20
100	SCOUP10FA	M18



**SNAIL FITTING  
Aluminium Adaptor  
Plates**

M14 Thread  
WR = without rubber

Size mm	Code	Arbor mm
100	GCOUP10WR	M14
100	GCOUP10A	M14
130	GCOUP13A	M14



**DIAREX®  
Snail Back  
Coupling**

Rubberised coupling for use on hand-held machines and edge processors

Size mm	Code
100	DCOUP10A
130	DCOUP13A



**DIAREX®  
TORNADO  
Coupling**

Rigid coupling for adapting M14 threaded tools to Tornado attachments.

Size mm	Code
80	KE12.320



10

**PERSONAL SAFETY**



*Introducing the new range of Wearable Respiratory Protection from CleanSpace Technology.*

**CLEANSPACE™ ULTRA  
Powered Respirator**

A powered air purifying respirator (PAPR) designed to provide high protection during fabrication of stone. Suitable for wet use. Up to 8 hours run time. Lightweight 500g and compact. Particulate and gas filters available

**CLEANSPACE2  
Powered Respirator**

A powered air purifying respirator (PAPR) designed to provide high protection during fabrication of stone. Suitable for dry use only. Up to 8 hours run time. Lightweight 500g, Particulate and gas filters available

Code  
CPAF-0070

Code  
CPAF-0034



**CLEANSPACE™  
PARTICULATE FILTER  
P3**

Suitable for protection against airborne particulates (dust, mist and fumes).

Pack of 3

Code  
CPAF-0035



**CLEANSPACE™  
DUST & VAPOUR  
Combined P3 Filter**

Suitable for protection against airborne particulates (dust, mist and fumes) organic, inorganic and acid gases or vapours.

Code  
CPAF-0091



**CLEANSPACE™  
PARTICULATE  
Pre-Filter and Coverall**

Designed to remove coarse particles and enhance the life of the Particulate P3 Filter. Should be changed after each use.  
Pack of 20

Code  
CPAF-0058





## CLEANSPACE™ FULL MASK

Designed for use with the CleanSpace Ultra. Suitable for heavy, long term work or exposure. The Full Face Mask is positive pressure with a silicon outer visor seal and silicone Orinasal Inner Mask for superior respiratory protection.

Code	
CPAF-1014	Medium/Large



## CLEANSPACE™ HALF MASK

Designed to work to complete the CleanSpace PAPR system. Compatible with all CleanSpace Respirators, the Half Masks clip quickly onto the power units. Made of soft silicone that molds to the face.

Code	
CPAF-0033	Small
CPAF-1010	Medium
CPAF-0027	Large



## CLEANSPACE™ ELITE HEAD HARNESS

CleanSpace Elite Head Harness for Half Masks (fabric)

Code	
CPAF-1030	



## CLEANSPACE™ PARTICULATE FILTER Hi Capacity P3

Suitable for protection against airborne particulates (dust, mist and fumes)

Code	
CPAF-0037	



## CLEANSPACE™ FILTER ADAPTOR For large case filters

Must be in place when using the CleanSpace large case filters PAF-0037, PAF-0091. The Power Unit is removed and replaced with the Filter Adaptor.

Code	
CPAF-0038	



## CLEANSPACE™ TEAR OFF VISOR Anti-Scratch

Protective films for the Full Face Mask visor to ensure that the lens is protected from daily wear and tear.

Code	
CPAF-1018	

# PERSONAL SAFETY



## LEATHER Rigger's Gloves

Made from split leather. Suitable for driving, construction, engineering, machine operations, packing and general work glove. One size fits all

Code
PS.L3A



## PROSAFE LATEX Disposable Gloves

Available in Large only.  
100 gloves per box

Size	Code
Large	PS.122106



## PROSAFE NITRILE Disposable Gloves

100% Nitrile, latex and protein free gloves resistant to a wide range of chemicals. 340mm cuff. Ambidextrous. Available in X-Large and 2X-Large. 100 gloves per box

Size	Code
X-Large	PS.401660
2X-Large	PS3.4016602XL



## PVC ARM SLEEVES 18" Long

Designed to keep arms warm and dry during wet fabrication. Elastic at bottom prevents slippage

Sold in Pairs

Code
SE.APVCSL



## VINYL / PVC APRON 45" Long

Designed to keep worker dry during wet fabrication.

Available in white only

Code
APRONW

# PERSONAL SAFETY



## PROSAFE Dust Mask

P2 Respirator for protection against dust, mists and fumes.

Sold separately or available in box of 10

Code

PS.403269



## 3M HALF MASK Face Piece

Simple and lightweight reusable mask.  
Cradle suspension and easy-to-fasten neck straps  
Available with 2 filter types  
A1 - Filter for organic vapour gas  
P2 - Filter for dusts/mists (fitted into retainer)

Code

PS.116688	3M Mask
PS.6001	Filter A1
PS.116777	Prefilter P2
PS.404775	Retainer



## EAR MUFFS Head-band Style

Ideally suited for general light industrial applications. Class 5. Low to medium noise conditions, simple size adjustment, lightweight

Code

PS.401213



## EXPLORER 2 Safety Glasses

The Explorer Safety Spectacle offers medium impact protection in smoke lens. Anti-scratch lens, 100% UV protection AS/NZS 1337

Code

PS.S141S	99% UV Smoke Lens
PS.S141C	Anti-fog Lens





11

# CHEMICAL PRODUCTS & LITHOFIN

# CHEMICAL PRODUCTS



**NEW**

Introducing the new range of Superior Stone products. The highest quality adhesives available to the natural and engineered stone market. Primary uses include seaming, laminating, rodding and repairing of all types of stone and UCS materials including Neolith.



## SUPERIOR GOLD Adhesive

Unique adhesive made with modified Vinyl-Ester Epoxy Technology suitable for all Natural, Engineered Stones and Neolith, Dekton and other UCS materials.

Very light/white in colour making it ideal for invisible joints, especially on light/white coloured stone. Suitable for indoor/outdoor use

Available in 950ml and 3.8L sizes

Size	Code
950ml	SUPGV101 - Syrup consistency
950ml	SUPGV501 - Smooth paste consistency
950ml	SUPGV901 - Thicker paste consistency
3.8L	SUPGV504 - Smooth paste consistency
3.8L	SUPGV904 - Thicker paste consistency



## SUPERIOR FUSION Adhesive 1kg

Unique adhesive made with modified Vinyl-Ester Epoxy Technology with extremely strong mechanical and chemical bond.

For use on all Stone and UCS materials. Perfect for seams, mitres, laminating and chip repairs.

Available in 950ml

Size	Code
950ml	SUPFV501 - Smooth paste consistency
950ml	SUPFV901 - Thicker paste consistency

# CHEMICAL PRODUCTS



## SUPERIOR 1010 Rapid Cure Epoxy

Rapid Cure, incredibly strong bond with molecular flex and toughness. Very versatile, suitable for bench-tops, spot-fixing etc. Transparent in colour. 1:1 mix ratio.

**NB: Sold separately in Part A and Part B**

Size	Code
4kg	SUPE1010HD04A
4kg	SUPE1010HD04B



## SUPERIOR 2500 Slow Cure Epoxy

Slow Cure, extra thick, incredibly strong bond with molecular flex and toughness. Very versatile, suitable for bench-tops, spot-fixing etc. Transparent in colour. 1:1 mix ratio.

Size	Code
2kg + 2kg	SUPE2500HD04A



## SUPERIOR Colour Pastes 60ml

With resin technology, these colour pastes ensure you get a true color match and longer shelf life. For use with all Superior adhesives.

Available in individual colours or an assorted pack with 10 colours.

Colour	Code
White	SUPCOLWHT60
Red	SUPCOLRED60
Black	SUPCOLBLK60
Ochre	SUPCOLOCH60
Blue	SUPCOLBLU60
Rust	SUPCOLRST60
Buff	SUPCOLBUF60
Assorted 10 pack*	SUPCOLAST60

\*Assorted Pack includes all pictured colours as well as Red, Yellow and Buff



## SUPERIOR BPO Hardener 30ml

BPO Hardener for use with Superior Gold and Superior Fusion adhesives.

Size	Code
30ml	SUPBP0030

**NEW**



## TENAX NEUTRAL CURE SILICONE - 300ml

Single-component, neutral-curing silicone sealant. Ideal for use on Marbles, Granite, Porous Stones, Quartz and Ceramics.

- Resistant to mould
- Resistant to UV Rays
- Odorless and non-toxic
- Solvent Free
- Will not shrink or crumble
- Non-corrosive

Code	Colour
TNXSILTR	Transparent
TNXSILPUW	Pure White
TNXSILPAW	Paper White
TNXSILLG	Light Grey
TNXSILGR	Grey
TNXSILSI	Silver
TNXSILBR	Brown
TNXSILDB	Dark Brown
TNXSILBL	Black

## TENAX SILICONE COLOUR CHART 300ml





# CHEMICAL PRODUCTS



## TENAX TRANSPARENT Adhesive 1L

Amber coloured transparent solid polyester resin adhesive paste used for glueing and repairing stone. Comes with hardener. Available in both solid and liquid form.

Size	Code	
1L	TNXTRS1.0	Solid
1L	TNXTRL1.0	Liquid
45ml	TE-HARD45	Extra Hardener

## TENAX COLOURS Adhesive 1L

Pre-coloured white, black, grey or beige adhesive paste used for glueing and repairing stone. Knife grade

Size	Code	Colour
1L	TNXBIANS1.0	White
1L	TNXBIAN2S1.0	White 2
1L	TNXBLKS1.0	Black
1L	TNXSOLS1.0	Beige
1L	TNXGRIGS1.0	Medium Grey

## TENAX "CAESARSTONE" Adhesive 1L

Pre-coloured adhesive pastes to match Caesarstones, used for glueing and repairing stone.

Size	Code	#	Colour
1L	TNXPUREWHT1.0	1141	Pure White
1L	TNXICESNOW1.0	9141	Ice Snow
1L	TNXSNOW1.0	2141	Snow
1L	TNXGREYS1.0	3141	Grey Osprey
1L	TNXLATTE1.0	2350	Latte
1L	TNXRAVEN1.0	4120	Raven



## TENAX CRYSTAL Adhesive 1L

Water clear resin solid polyester adhesive used for glueing and repairing stone. Available in both solid and liquid form.

Size	Code	
1L	TNXCYS1.0	Solid
1L	TNXCRYL1..0	Liquid



## TENAX UNIVERSAL Colour Pastes

The best way to do all of your colour matching. Perfect for use with the Tenax Polyester Resins, Acrylic Mastic and Stone Epoxies

Size	Code	Colour
75ml	TNXCOLWHT75	White
75ml	TNXCOLYEL75	Yellow
75ml	TNXCOLRED75	Red
75ml	TNXCOLBLU75	Blue
75ml	TNXCOLGRN75	Green
75ml	TNXCOLBRN75	Brown
75ml	TNXCOLBLK75	Black

# CHEMICAL PRODUCTS



## TENAX AGER SEALER Colour Enhancing 1L

Water and oil resistant sealer suitable for Marble, Travertine, Granite and Engineered Stone. No yellowing in sunlight, anti-graffiti with no surface films.

Size	Code
1L	TNXAGER



## TENAX GEAR SEALER Food Safe 1L

Water and oil resistant penetrating sealer for Marble, Travertine, Granite and Engineered Stone. Food safe, ideal for kitchens. Doesn't change colour with UV light

Size	Code
1L	TNXGEAR1.0



## TENAX DEEPER SEALER Colour Enhancing 1L

Water and oil resistant sealer. Strong colour enhancer with a 'wet look' finish. Low odor. Food safe, ideal for kitchen countertops etc. Food safe.

Size	Code
1L	TNXDEEPER1.0



## TENAX HYDREX Sealer 1L

Water and oil resistant penetrating sealer suitable for polished marble and similar stones. Does not change the colour of the stone.

Size	Code
1L	TNXHYD1.0



## TENAX QUARTZ TONER Sealer 1L

Sealer which eliminates the defects of black Granite. Application will darken the surface of the material giving it a more homogenous appearance.

Size	Code
1L	TNXQTZ1.0



## TENAX NEROPLUS Sealer 1L

Colour enhancing sealer for Engineered Stone. Brings out a deep rich colour in darker stones, works well to disguise small scratches. Works well for matching edge of the stone with surface polish

Size	Code
1L	TNXNEROPL21.0

# CHEMICAL PRODUCTS



## TENAX AGER REMOVER 1L

Solvent based cleaner designed to remove excess Ager product left on the surface by over-application and allowing it to dry.

Size	Code
1L	TNXAGERREM



## TENAX WAX PASTE 1L

Very concentrated wax paste used for increasing and restoring the polish effect on Onyx, Marble, Granite and other Natural Stone surfaces.

Size	Code
1L	TNXWAXN1.0 (BLACK)
1L	TNXWAXT1.0 (TRANSPARENT)



## TENAX TE-ETCH 1L

A polishing compound especially formulated to remove etch marks, water marks, water rings, dull spots and even light scratches from Polished Marble, Travertine and Limestone surfaces.

Size	Code
1L	TNX-ETCH



## TENAX GLAXS 70 Epoxy & BM70 Hardener

New generation bi-component transparent glue with zero yellowing. For glueing, resining and grouting of white Marble, Granite and porous stone surfaces.

*(NB Sold seperately as Epoxy and Hardener)*

Size	Code
1kg	TNXGLAXS70
1kg	TNXGLAXSBM (HARDENER)



## TENAX ELIOX A+B EXTRA CLEAR EPOXY

Single-component, neutral-curing silicone sealant. Ideal for use on Marbles, Granite, Porous Stones, Quartz and Ceramics. Resistant to mould, UV Rays, odorless and non-toxic. Will not shrink or crumble, non-corrosive

Size	Code
1L	TNXELIOX



## TENAX RIVO 15 Epoxy Resin Kit

Epoxy bi-component glue in thixotropicpaste. Suitable for glueing to metal and wood surfaces Marble, Granite and other Natural stone surfaces. Very good adhesion.

Size	Code
1L	TNXRIVO15

# CHEMICAL PRODUCTS



## STONELUX REPAIR KIT - Professional

The professional toolbox contains all the components to effect fast high-quality repair work. A comprehensive, fully integrated assortment for the repair of Marble, Granite and Engineered Stone including all basic colours, all sizes of crystals and a Pyrosil torch for the repair of Marble surfaces.

Kit Contents:

10 Repair Colours, 6 sets of repair crystals, 2 bonding systems, 1 pyrosil torch, finishing accessories, TWINLUX curing light, 1 minute curing time

Code

SL-STNLUXKIT



## STONELUX REPAIR KIT - Compacc

The StoneLux Compacc kit enables you to keep your start-up costs to a minimum whilst offering you a wide range of options to choose from. The StoneLux components are fully co-ordinated with each other. They can be mixed with each other and they can be purchased as part of a kit or individually.

Kit Contents:

3 Repair Colours, 3 sets of repair crystals, 1 bonding pen, finishing accessories, TWINLUX curing light, 1 minute curing time.

Code

SL-STNLUXCOMKIT



## STONELUX REPAIR KIT - Eco

The new, cost effective repair kit for one-off repairs and a great introduction into the world of StoneLux. With StoneLux you can achieve high quality repairs on scratches, chips and also on installation/machining defects.

Kit Contents:

3 Repair Colours, 1 Bonding Pen, ECO LUX curing light, scraper blade, abrasive paper, 5 minute curing time

Code

SL-ECOKIT

# CHEMICAL PRODUCTS



## STONE-LUX Colours

Available in 2ml syringes

Code	Colour
SL-TRANSPFLOW	Transparent
SL-BASE	Base
SL-WHITE	White
SL-MARBLEWHITE	Marble White
SL-GREEN	Green
SL-YELLOW	Yellow
SL-BLUE	Blue
SL-RED	Red
SL-BROWN	Brown
SL-BLACK	Black



## STONE-LUX Pens

Primer Pen and Retouching Pen


Code
SL-PRIMER
SL-BLACKPEN



## STONE-LUX Crystals

1mm / 2mm

Size	Code	Colour
1mm	SL-SCWHITE1	White
2mm	SL-SCWHITE2	White
1mm	SL-SCBLACK1	Black
2mm	SL-SCBLACK2	Black
1mm	SL-SCTRANS1	Transparent
2mm	SL-SCTRANS2	Transparent



## STONE-LUX Planer and Blade

Code
SL-PLANER
SL-PLANERBLADE



## STONE-LUX Abrasive Fabric and Pad

Code	
SL-ABRASIVEPAD	Abrasive Pad
SL-ABFAB2400	Abrasive Fabric #2400 2pc
SL-ABFAB3200	AbrasiveFabric #3200 2pc
SL-ABFAB4000	Abrasive Fabric #4000 2pc



## STONE-LUX Accessories

Code	
SL-CANNULAS	15pcs
SL-MIXING PAD	Plastic Mixing Pad
SL-APPTOOLS	Plastic Application Tools (4pc)
SL-TRANSFOIL	Transparent Foil
SL-CLNSOL	Cleaning Solution
SL-POLISHPASTE	Polishing Paste

# CHEMICAL PRODUCTS



## INTEGRA ADHESIVES XI SURFACE BONDER - 250ml

Premium grade adhesive for bonding Engineered and Natural Stone. This Epoxy Modified Acrylic reduces labour by eliminating hand mixing and is designed to produce strong, fast curing, invisible seams. Includes 2 mixing tips per 250ml cartridge.

Code	Colour	#
INPU0190	Pure White	0190
INSN0230	Snow White	0230
INTR0271	Transparent White	0271
INWH0310	White Linen	0310
INWH2420	White	2420
INGL3006	Glacier White	3006
INCH3008	Chameleon	3008
INBR3011	Bright White	3011
INWI3181	Winter White	3181
INPE3172	Perfect White	3172
INZE3276	Zenith	3276
INWH0300	White Chocolate	0300
INPO3080	Polar White	3080
INNE2360	Newport Grey	2360
INNO3099	Nougat	3099
INBR3105	Brie	3105
INWH2440	White North	2440
INCO3141	Cotton	3141
INMA3273	Marfil	3273
INCY2195	Cygnus Pearl	2195
INAP3106	Apricot	3106
INAL2032	Autumn Light	2032
INBE2060	Beige Olimpo	2060
INCL2114	Clay Brown	2114
INBR3244	Brownstone	3244
INSI3129	Silver	3129
INPT0160	Pewter	0160
INGE3130	Geogris	3130
INST2403	Stellar Grey	2403
INSE3035	Seashell	3035
INOY3065	Oyster	3065
INME2320	Meteor Grey	2320
INWG0290	Warm Grey	0290
INOS3142	Oscuro	3142
INIG3064	Iron Grey	3064
INSG2402	Storm Grey	2402
INGR3230	Graphite	3230
INNA3131	Nacreto	3131
INME3186	Medea	3186
INON3243	Onyx	3243
INSA3062	Satin Black	3062
INBL2080	Black	2080

## INTEGRA DISPENSER & SPARE TIPS

Size	Code
	INMIX (Mixing tips)
250ml	INDISP (Dispenser)



## COLOUR CHART - 250ml

0190 PURE WHITE	0230 SNOW WHITE	0271 TRANSPARENT WHITE	0310 WHITE LINEN	2420 WHITE	3006 GLACIER WHITE
3008 CHAMELEON	3011 BRIGHT WHITE	3181 WINTER WHITE	3172 PERFECT WHITE	3276 ZENITH	0300 WHITE CHOCOLATE
3080 POLAR WHITE	2360 NEWPORT GREY	3099 NOUGAT	3105 BRIE	2440 WHITE NORTH	3141 COTTON
3273 MARFIL	2195 CYGNUS PEARL	3106 APRICOT	2032 AUTUMN LIGHT	2060 BEIGE OLIMPO	2114 CLAY BROWN
3244 BROWNSTONE	3129 SILVER	0160 PEWTER	3130 GEOGRIS	2403 STELLAR GREY	3035 SEASHELL
3065 OYSTER	2320 METEOR GREY	0290 WARM GREY	3142 OSCURO	3064 IRON GREY	2402 STORM GREY
3230 GRAPHITE	3131 NACRETO	3186 MEDEA	3243 ONYX	3062 SATIN BLACK	2080 BLACK

# CHEMICAL PRODUCTS



## INTEGRA ADHESIVE ULTRA - 200ml


Premium grade Modified Hybrid Polyaspartic adhesive for bonding Engineered and Natural Stone.  
Suitable for interior and exterior use.  
Includes 2 mixing tips per 200ml cartridge.

Code	Colour	#
INTR0271-UL	Transparent White	0271
INWH0310-UL	White Linen	0310
INZE3276-UL	Zenith	3276
INCO3141-UL	Cotton	3141
INBA3265-UL	Barley Plus	3265
INGE3130-UL	Geogris	3130
INSE3035-UL	Seashell	3035
INFI3246-UL	Fieldstone	3246
INME2320-UL	Meteor Grey	2320
INOS3142-UL	Oscuro	3142
INNA3131-UL	Nacreto	3131
INON3243-UL	Onyx	3243
INSA3062-UL	Satin Black	3062

## INTEGRA DISPENSER & SPARE TIPS

Size	Code
	INMIX-ULTRA (Mixing Tip)
200ml	INDISP-ULTRA (Dispenser)

## INTEGRA ULTRA ADHESIVES COLOUR CHART - 200ml





## ILLBRUCK NATURAL STONE SILICONE - 310ml

High performance silicone. Easy application and excellent tooling properties. Good resistance to UV light. Rapid curing formulation, skins within 10 - 20 minutes. Chemically neutral, non-corrosive with very low odour.

Compatible with most construction materials, Illbruck is a one component, non-sagging, Natural Stone silicone. Free of plasticiser with neutral cross-linkage for use on colour sensitive natural stones. Contains fungicide.



Code	Colour	#
SI4238TR	Transparent White	4238
SI4129WH	White	4129
SI4206WHM	White Matt	4206
SI4130CW	Carrara White	4130
SI4150GW	Greywhite 80	4150
SI4152MG	Medium Grey	4152
SI4154MN	Manhattan	4154
SI4125LG	Light Grey	4125
SI4151DG	Dust Grey	4151
SI4172JA	Jasmine	4172
SI4226AG	Agate Grey	4226
SI4174SA	Sand	4174
SI4176AN	Anthracite	4176
SI4131BK	Black	4131
SI4256BM	Black Matt	4256

### ILLBRUCK NATURAL STONE SILICONE COLOUR CHART:



# CHEMICAL PRODUCTS

## Lithofin® QUICK GUIDE

	Granite, Gneiss	Marble, Limestone	Basalt, Bluestone	Sandstone	Terrazzo, Concrete	Engineered Stone
<b>Cleaning</b>						
Removing ... general, engrained dirt	Lithofin MN Power-Clean	Lithofin MN Power-Clean	Lithofin MN Power-Clean	Lithofin MN Power-Clean	Lithofin MN Power-Clean	Lithofin MN Power-Clean
... oily and greasy dirt	Lithofin Wax-Off	Lithofin Wax-Off	Lithofin Wax-Off	Lithofin Wax-Off	Lithofin Wax-Off	Lithofin Wax-Off*
... deeply engrained oil stains	Lithofin Oil-Ex	Lithofin Oil-Ex	Lithofin Oil-Ex	Lithofin Oil-Ex	Lithofin Oil-Ex	-
... wax layers, paint, tar, etc	Lithofin Wax-Off	Lithofin Wax-Off	Lithofin Wax-Off	Lithofin Wax-Off	Lithofin Wax-Off	Lithofin Wax-Off*
... grout films, water stains	Lithofin MN Builder's Clean	Lithofin MN Power-Clean	Lithofin MN Power-Clean	Lithofin MN Builder's Clean	Lithofin MN Builder's Clean	-
... rust and discolouration	Lithofin MN Builder's Clean	Lithofin MN Power-Clean	Lithofin MN Power-Clean	Lithofin MN Builder's Clean	Lithofin MN Builder's Clean	-

## Protecting and Embellishing

grout release	-	Lithofin MN Stain-Stop	Lithofin MN Stain-Stop	Lithofin Stain-Stop >W<	Lithofin MN Stain-Stop	-
rendering stain resistant ... internal	Lithofin MN Stain-Stop	Lithofin MN Stain-Stop	Lithofin Stain-Stop >W<	Lithofin Stain-Stop >W<	Lithofin MN Stain-Stop	Lithofin Stain-Stop >W<
rendering stain resistant ... external	Lithofin MN Stain-Stop	Lithofin MN Stain-Stop	Lithofin MN Stain-Stop	Lithofin MN Stain-Stop	Lithofin MN Stain-Stop	Lithofin Stain-Stop >W<
protecting kitchen counters	Lithofin MN Stain-Stop	Lithofin MN Stain-Stop	-	-	Lithofin MN Stain-Stop	Lithofin Stain-Stop >W<
enhancing colour (no sheen)	Lithofin MN Colour Intensifier	Lithofin MN Colour Intensifier	Lithofin MN Colour Intensifier	Lithofin MN Colour Intensifier	Lithofin MN Colour Intensifier	-

## Maintaining

every-day cleaning (floor)	Lithofin MN Easy-Care	Lithofin MN Easy-Care	Lithofin MN Easy-Care	Lithofin MN Easy-Care	Lithofin MN Easy-Care	Lithofin MN Easy-Care
cleaning small surfaces	Lithofin MN Easy-Clean	Lithofin MN Easy-Clean	Lithofin MN Easy-Clean	Lithofin MN Easy-Clean	Lithofin MN Easy-Clean	Lithofin MN Easy-Clean
treating polished counters	Lithofin MN Polish	Lithofin MN Polish	-	-	Lithofin MN Polish	-
shower area	Lithofin MN Bathroom Cleaner	Lithofin MN Bathroom Cleaner	Lithofin MN Bathroom Cleaner	-	-	-

\* Test resistance to solvents prior to use

**Always test the products in an inconspicuous area prior to use.**



### MN STAIN-STOP PLUS Colour Enhancing Sealer

Premium quality solvent based impregnating sealer. Enhances colour and provides optimal protection against oil, grease and water for absorbent Natural and Engineered Stones.

Size	Code
1L	LFSTNSTPLUS01
4L	LFSTNSTPLUS04
5L	LFSTNSTPLUS05
10L	LFSTNSTPLUS10

### MN STAIN-STOP Impregnating Sealer

Premium quality solvent based impregnating sealer. Provides optimal protection against oil, grease and water for absorbent Natural and Engineered Stone surfaces. Does not change colour.

Size	Code
500ml	LFMSTNST0.5
1L	LFMSTNST01
5L	LFMSTNST05
10L	LFMSTNST10

### MN STAIN-STOP >W< Impregnating Sealer

Premium water based, solvent free, impregnating sealer. Effectively protects stone surfaces against the penetration of oil, grease, dirt and water. Prevents staining.

Size	Code
1L	LFMSTNSTW01
10L	LFMSTNSTW10



### MN COLOUR INTENSIFIER Colour Enhancing Sealer

Premium quality solvent based impregnating sealer for absorbent Natural and Engineered Stones. Enhances the colour, accentuates the structure and makes the surface water and dirt repellent. Suitable for honed surfaces only.

Size	Code
1L	LFMCLRINT01
5L	LFMCLRINT05

### NANO-TOP Impregnating Sealer

A special Nano-component high performance impregnator designed for use on all stone surfaces. Highly suitable for use on Engineered Stones which are susceptible to staining and water-marking

Size	Code
1L	LFMNaNOTOP01

### FVE Colour Enhancer

Premium quality colour enhancing impregnator designed specifically for darker natural stones such as Absolute Black, Titanium, Jet Black. Makes dark stones even darker. Suitable for bench-tops, table tops and vanities.

Size	Code
1L	LFFVE01
5L	LFFVE05

# CHEMICAL PRODUCTS



## MULTI-SEAL Topical Sealer

Water based topical sealant. Produces a stain resistant satin finish which strengthens the colour of Natural Stone and Terracotta. Not suitable for polished stone.

Size	Code
1L	LFMULTISEAL01



## MN SLATE SEAL High Gloss Sealer

Premium quality glossy sealer for rough and honed Natural and Concrete Stone surfaces. Embellishes the appearance and facilitates maintenance.

Size	Code
1L	LFMSLTSEAL01



## MN SLATE OIL Oil Sealer

Solvent-based oil sealer for protecting and maintaining Slate, Marble, Terrazzo, Natural and Engineered Stones. Strongly intensifies the colour and produces a slight gloss. Makes surface water repellent

Size	Code
1L	LFMSLTOIL01

## Protecting.

Impregnator. Colour Enhancer. Sealer.

A protective treatment makes the surface easier to clean and less sensitive to stains. In addition, the flooring/surface is protected against moisture penetration and at the same time its properties for use are improved. A distinction can be made between protective treatments.

## Impregnator

During the impregnating process, the impregnating sealants penetrate the surface and accumulate within the capillary walls. Impregnating products build up a water and/or oil repellence depending on the individual product ingredients/compounds. The repellent effect results from the reduction of the capillary absorbency. A basic requirement for the suitability of the impregnating sealant is that the surface must be absorbent/porous. Impregnating sealants are also suitable for use on absorbent surfaces as a grouting aid.

## Colour Enhancer

Colour enhancing improves the appearance by deepening the colour and/or giving it a shine. The colour deepening is greater with solvent-based products as the active ingredients are used in their original structure. The depth of absorption depends on the pore radius and the molecule size. Water-based systems provide less colour change because the active substances are less soluble in water and therefore have to be modified accordingly. Water-based impregnators are generally easier to use.

## Surface Sealer

Surface sealants are characterized by creating a covering film on the surface. They are relatively easy to recognise by the changed sheen/gloss behavior of the surface. Different degrees of gloss can be achieved by the variable selection of active agents within the products. All these surface sealants and finishes close the surface pores and this reduces or eliminates the original water vapour permeability. Therefore, external application is not recommended.



**MN EASY-CLEAN  
Cleaner**

For every day cleaning of small stone surfaces such as kitchen bench-tops, table tops, bathroom vanities and wall tiles. Suitable for both Natural and Engineered stone surfaces.

Size	Code
500ml	LFMECLNS0.5
1L	LFMECLNR01 (Refill)



**KF HYCLEAN  
Cleaner**

For every day cleaning of Neolith and Ceramic stone surfaces such as kitchen bench-tops, table tops and vanities. Also suitable for ceramic glass and synthetic surfaces in sanitary areas.

Size	Code
500ml	LFKHYCLNS0.5



**MN BATHROOM  
Cleaner**

Ready-to-use, acid free, stone shower cleaner specifically designed to remove soap scum, body oil, water residues and other dirt's found in shower areas. Will clean tiles, grout line, glass and chrome.

Size	Code
500ml	LFMBATHCLNS0.5



**MN EASY-CARE  
Cleaner**

Cleans, enhances and maintains the surface of all types of stone in one action. Ideal for impregnated or sealed surfaces. Perfect for Natural Stone floors.

Size	Code
1L	LFMECARE01
5L	LFMECARE05



**MN POWER-CLEAN  
Alkaline Cleaner**

Powerful cleaner specifically formulated for Natural Stones. Suitable for Limestone, Marble etc. Ideal for high traffic areas and stubborn dirt.

Size	Code
500ml	LFMPWRCLN0.5
1L	LFMPWRCLN01
5L	LFMPWRCLN05



**MN BUILDER'S CLEAN  
Acidic Cleaner**

Removes cement films, stubborn dirt residues, rust and efflorescence from acid-resistant Natural Stones. Not suitable for polished Marble or Limestone.

Size	Code
1L	LFMBLDCLN01
5L	LFMBLDCLN05

# CHEMICAL PRODUCTS



## ALGEX Cleaner

Removes common dirt and soiling caused by plants as well as slippery green deposits. For exterior use only.

Size	Code
1L	LFALGEX01
5L	LFALGEX05



## MN OUTDOOR Cleaner

A special product for Marble, Natural and Artificial stone. Highly active cleaner based on chlorine compounds and special additives.

Size	Code
1L	LFMODRCLNR01
5L	LFMODRCLNR05



## RUST-EX Rust Stain Remover

Non-acidic rust stain remover which removes rust stains and discolouration from Marble and Limestone.

Size	Code
500ml	LFRUSTEX0.5



## RESIN-EX Special Stripper Gel

Gel which removes all residues of epoxy-grout and similar blemishes such as resins, sealants, oil and grease deposits, paint and plastic residues.

Size	Code
1L	LFRESINEX01



## MN WAX-OFF Remover

Solvent based wax and oil remover. Removes wax layers, sealers, stubborn oil and grease stains, tar, paint and adhesive residues.

Size	Code
1L	LFWAXOFF01



## OIL-EX Oil Stain Remover

Removes stubborn grease and deep oil stains from Natural Stone surfaces and other absorbent materials.

Size	Code
250ml	LFOILEX250



**ASR  
Special Cleaner**

Special alkaline cleaner for removing extremely stubborn dirt layers, grease oil, wax and polymer films.



**BERO  
Rust Remover**

Acid based stone cleaner which contains special rust preventing components. Designed for long-term effect.



**MPP MARBLE  
Polishing Powder**

Oxalic-acid based polishing powder for polishing calcium-containing Natural Stone surfaces.

Size	Code
1L	LFASR01
5L	LFASR05

Size	Code
1l	LFBER001

Size	Code
750g	LFMPP750

**Regular cleaning**

Regular maintenance care with suitable care products is essential for the appearance and maintenance of tiles and natural stones. The care should remove dirt and at the same time give the flooring a well-groomed appearance. The measures must be adapted to the local conditions, the flooring structure and material properties.

By completing the cleaning process you can prepare the surface for a protective treatment. There are different types of cleaning processes and therefore we have prepared a short overview for you:

**Final construction cleaning.**

This is about removing contamination from new surfaces such as cement film, epoxy resin film and general dirt. With final construction cleaning, you are preparing the surface for a professional handover as the installer/fitter.

**Basic cleaning.**

Basic cleaning refers to the cleaning of floor surfaces that have already been laid. Old floor surfaces are often subject to a combination of deep grease contamination, surface dirt and layers of care products that need to be removed.

**Special cleaning.**

Special cleaning is used to remove specific dirt and/or stains such as efflorescence, oil and grease stains, cement deposits, and others.

# CHEMICAL PRODUCTS



## MN REFRESH for Engineered Stone

Special impregnator containing water and oil repellent additives, specifically designed to touch up the effect of pre-applied protective treatments.

Size	Code
250ml	LFMREFRESH0250



## MN POLISH Liquid Wax

Solvent based liquid wax for enhancing and polishing stone surfaces, Provides gloss and protection.

Size	Code
1L	LFMPOLLIQ01



## POLISH CREAMS

Natural wax based polishing creams for enhancing and polishing stone surfaces. Provides gloss and protection.

Size	Code
150ml	LFMPOLCRM150 (Tube)
500ml	LFMPOLCRM500 (White)
500ml	LFMPOLCRM500B (Black)



## MN CARE KIT For Natural Stone

Includes 1 each:  
1L MN Easy-Clean  
1L MN Power-Clean  
500ml Stainstop >W<

Code
LFMKITNST



## MN CARE KIT For Quartz Composites

Includes 1 each:  
1L MN Easy-Clean  
1L MN Power-Clean  
500ml MN Refresh

Code
LFKITCOM



## MN CARE KIT For Ceramic Bench-tops

Includes 1 each:  
250ml KF ClearTop  
500ml KF HyClean  
Blue Cloth

Code
LFKITCER



# CHEMICAL PRODUCTS



## SPRINT ANTIQUO Enhancing Sealer

A premium quality wet-look sealer designed for enhancing Natural and Engineered Stone surfaces.

Size	Code
750ml	SPTL07



## DIA-GLO S Buffing Compound

Formulated for use on black granite, it produces an ultra high-gloss on black Granite surfaces. Suitable for removing water marks etc.

Size	Code
500ml	BC.DGSL1Q



## DIA-GLO M™ Buffing Compound

Formulated for use on Marble floors, it produces a high gloss finish on Marble and Terrazzo stone surfaces. (Acid based oxalic)

Size	Code
1L	BC.DGMP.01



## POLYAL AND REULIN Polishing Powders

Alumina Polishing Powder (white) and Reulin (black) are both premium quality polishing powders for use on White Granites and Black Granites respectively.

Size	Code	Colour
1kg	POLYAL-1	White
5kg	POLYAL-5	White
25kg	POLYAL-25	White
1kg	REULIN-B1	Black
5kg	REULIN-B5	Black
25kg	REULIN-B25	Black



## HARD WAX BARS Buffing Wax

Buffing wax bars for use with calico buffs. Available in black, white or neutral.

Size	Code	Colour
800g	BC.WXBLACK	Black
800g	BC.WXWHT	White
500g	BC.WXNEUT	Neutral





12

**REXID HAND TOOLS**



## REXID UNIVERSAL CHISELS

- Sturdy chisels made of wear resistant tungsten carbide
- Ergonomic octagonal shaft
- For Soft and Hard stone

## REXID LETTERING CHISELS

- Sturdy chisels made of wear resistant tungsten carbide
- Ergonomic octagonal shaft
- For Soft and Hard Stone
- Very easy cutting blade

Code	Cutting Width	Shaft Diameter	Length	Type of Stone
RXB02120	16mm	16mm	180mm	HARD
RXB02170	25mm	20mm	190mm	HARD
RXB02190	40mm	22mm	190mm	HARD
RXB02240	20mm	18mm	180mm	SOFT/HARD
RXB02270	25mm	20mm	180mm	SOFT/HARD
RXB02280	30mm	20mm	180mm	SOFT/HARD

Code	Cutting Width	Shaft Diameter	Length	Type of Stone
RXB01370	8mm	8mm	170mm	HARD
RXB01380	10mm	10mm	170mm	HARD
RXB01390	12mm	12mm	170mm	HARD
RXB01400	14mm	14mm	170mm	HARD
RXB01110	10mm	10mm	170mm	SOFT/HARD
RXB01120	12mm	12mm	170mm	SOFT/HARD
RXB01130	14mm	14mm	170mm	SOFT/HARD
RXB01140	16mm	16mm	170mm	SOFT/HARD



## REXID PITCHER

Heavy pitcher with square or oval shaft.  
85° with hammer head.

## REXID POINT

Made from wear resistant tungsten carbide points. Octagonal shaft made of high quality tool-steel.

## REXID PUNCH

Extremely strong tungsten carbide punch.  
Hammer body made of wear resistant special steel.

Code	Blade Angle	Length	Type of Stone
RXB05070 (Square)	85°	210mm	HARD
RXB05080 (Square)	85°	210mm	HARD
RXB05100 (Oval)	85°	190mm	HARD

Code	Shaft Diameter	Length	Tungsten Carbide-Shaft	Type of Stone
RXB06130	18mm	250mm	Ø 8 x 28mm	ALL
RXB06150	20mm	200mm	Ø 8 x 28mm	ALL

Code	Shaft Diameter	Length	Tungsten Carbide-Shaft	Type of Stone
RXB06180	24mm	200mm	Ø 12 x 28mm	ALL



## REXID SCORING and Splitting Tool

Ideal for scoring and splitting of stratified granite. With tapered edges and special tungsten carbide blade.

Code	Cutting Width	Length	Type of Stone
RXB05140	60mm	200mm	HARD
RXB05150	80mm	200mm	HARD
RXB05160	100mm	200mm	HARD



## REXID CLEAVER

Ergonomic shape with mallet head. For use on medium/hard Limestone and Marble.

Code	Cutting Width	Length	Type of Stone
RXB04070	40mm	200mm	MEDIUM / HARD
RXB04080	60mm	200mm	MEDIUM / HARD
RXB04090	80mm	200mm	MEDIUM / HARD



## REXID CLAW CHISEL

Hand-forged, made of octagonal tool-steel, slim shaped teeth. Mallet head

Code	Cutting Width	Teeth	Length	Type of Stone
RXA03010	10mm	2	250mm	SANDSTONE
RXA03020	12mm	3	250mm	SANDSTONE



## REXID CLAW HOLDER

Made of hexagonal tool-steel. Large edge radius and mallet head. Clamping slot for holding of claw and chisel bits.

Code	Width	Length	Type of Stone
RXA03490	25mm	190mm	ALL
RXA03500	40mm	190mm	ALL



## REXID CLAW INSERTS

Claw and chisel bits for sandstone and marble.

Code	Width	Teeth	Tooth Interval	Type of Stone
RXA03530	25mm	5	5mm	SANDSTONE
RXA03550	40mm	8	5mm	SANDSTONE
RXA03620	25mm	7	3.3mm	MARBLE
RXA03630	40mm	12	3.3mm	MARBLE
RXA03710	25mm	-	-	SANDSTONE / MARBLE

# REXID HAND TOOLS



## REXID STEEL HAMMER with Ultratec Handle

- Steel hammer with fibre glass handle for ergonomic working.
- Provides less stress on wrists and elbow joints.

Code	Weight
RXA07630	1.0kg
RXA07660	2.0kg



## REXID CHIPPING HAMMER With Single Blade

- For dressing of rough-cut hard stone
- For extreme load, with inclined tungsten carbide plate
- With sturdy tungsten carbide blade
- Hammer body made of wear resistant special steel
- Additional welding joints for higher wear resistance
- Handle included

Code	Cutting Width	Weight
RXB07020	40mm	1.5kg
RXB07025	45mm	1.7kg



## REXID LUMP HAMMER With Double Blades

- For dressing of natural stone paving stones, boss stones etc
- Two blades with strong tungsten carbide plates
- Made of wear resistant special steel
- Additional wear protection behind the tungsten carbide blades
- Handle included

Code	Blade Width	Weight
RXB07040	40mm	0.8kg



## REXID LETTERING HAMMER

- Standard shape with slightly rounded hammer body
- Tempered, with broken edges
- Handle included

Code	Weight
RXA07300	0.5kg
RXA07310	0.6kg



## MANNESMANN DEMAG Pneumatic Hammer

European quality sculpting hammer with shock absorbent pistol grip for heavy-duty work. Shaft form 7, 4500 blows/min, requires 11 CFM

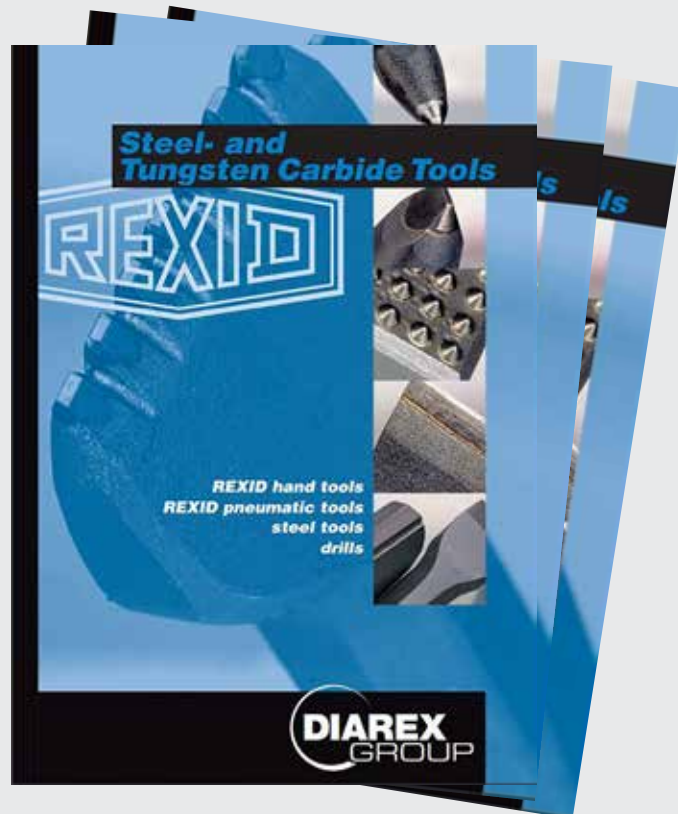
Code

MD121

\*Other models available upon request



**FULL REXID TOOL CATALOGUE AVAILABLE UPON REQUEST**



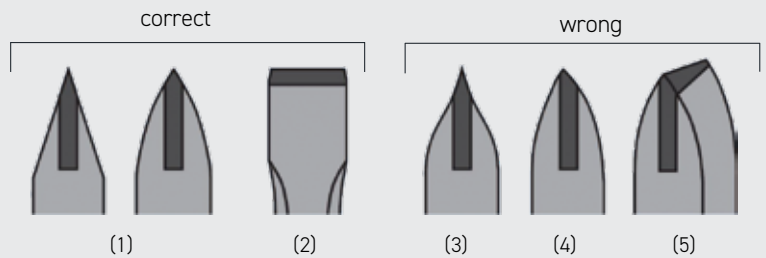
## SHARPENING INSTRUCTIONS FOR TUNGSTEN CARBIDE TOOLS

### GENERAL GUIDELINES:

- Timely and professional sharpening improves productivity and life of all tools.
- Using dull tools unnecessarily increases the impact on carbide, solder joints and steel shaft and damages them.
- The sharper an edge, the longer lasting its cutting ability. Even the most minute notches affect accuracy and durability. Notch-free sharpening edges are obtained in two steps: first use a fine silicone carbide disc (grit 200), followed by a whetstone (grit 320) and boron carbide hand-lapping finish.
- Sharp corners and rims on carbide metal points and cutters lead to chipping, but can be avoided by gentle touch-up or rounds with a fine whetstone.
- To sharpen tools and adjust steel shafts:
  1. Carbide inserts: Carborundum sharpening discs  
medium (grit 60 - 80) and  
fine (grit 1220 - 200)  
hardness of disc -  $\emptyset$  J (150  $\emptyset$ ) to H (200  $\emptyset$ ),  
or fine-grit diamond disc
  2. Steel shafts: Carborundum sharpening discs  
grit 36 - 45, hardness O/P
- It is imperative that sharpening discs operate impact-free and are sharp at all times, to avoid notching sharpened edges. Dull discs increase the temperature and lead to fissures. To adjust, circular movements and sharpening ability of discs, use truing tools, preferably diamond truing tools.
- Sharpening is done either under completely dry conditions or with water flow. However, never cool heated tools in water!

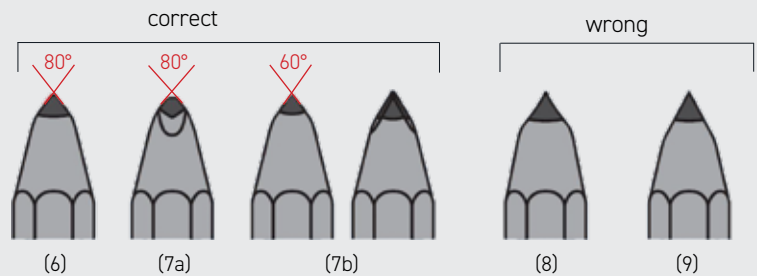
### LETTERING, EDGING, STRIKING AND CHARING CHISELS (Figures 1 to 5)

- Sharpen cutting edge slightly beveled or better yet, slightly rounded (1). Cutting edge has to remain precisely centered.
- Do not hollow-out cutting edge (3), or move cutting edge off center (4), or sharpen edge diagonally (5).
- Correct angle for granite: 55° - 60°
- Correct angle for marble: 45°
- Outer cutting edges of lettering chisels used for edging, as well as striking and charring chisels need to be given a 10° angle for strength (2).



### POINTED AND EMBOSSED CHISELS (Figures 6 to 9)

- Sharpen pointed chisels cone shaped and slightly round tips (6).
- Sharpen embossing chisels from two sides (7a), creating a small cutting edge and flatten edge to between 0.5mm and 1.5mm (7b).
- Avoid hollow (8) and very pointed sharpening (9), but if occurred, reduce points and corners slightly using whetstone!







# 13

## HANDLING

## & STORAGE EQUIPMENT

# HANDLING & STORAGE EQUIPMENT



**NEW**



## OMNI CUBED Pro Automatic Stealth Seamer™

The Pro Automatic Stealth Seamer™ is the ultimate tool to completing a "seamless" installation. It joins, levels and actually flattens warped stone to help you consistently produce virtually invisible seams. The product's accessible design allows you to view the seam, make adjustments, apply adhesive, and scrape the seam while it's in use. No need for removal, and no more waiting until adhesive is cured to start cleaning up! The durable, 8" non-marking vacuum cups won't stain even the lightest materials.

Code  
HE.OMCPSS8A



## OMNI CUBED Pro Stealth Seamer™ (Manual)

The Manual Stealth Seamer™ is the ultimate heavy duty manual seam setter for joining and levelling seams. Counter-top seams easily open and close by use of a smooth turning knurled roller.

Code  
HE.OMCPSS8M 8" cups



## OMNI CUBED 90° Stealth Seamer™ (Automatic)

90° waterfall setting tool ideal for waterfall edges, mitres, butt-joints and inside corners. Non-marking vacuum cups. Powerful, compact pump maintains maximum pressure for entire system. Sold in pairs with convenient storage case.

Code  
HE.OMCSS90



## OMNI CUBED Sink Hole Saver™ Edge v3

The Sink Hole Saver™ Edge v3 is the perfect solution for protecting cutouts, back-splashes, and other fragile pieces during fabrication, transportation, and installation. The mechanical clamps have been re-engineered for improved functionality, featuring a wider clamping range, enhanced tightening knobs, and new rubber bumper guards to protect finished edges. The clamps securely grip material edges and slide in the stiffening rail for custom placement. Easy-grasp knobs make attachment and tightening quick and effortless.



Size	Code
6'	HE.OMCSHS1830
8'	HE.OMCSHS2440

## OMNI CUBED Sink Hole Saver™ Manual v6

The Sink Hole Saver™ VCM is a surface-mounted stiffening device that protects finished stone pieces from breakage during lifting, moving, and installation with manual vacuum pumps.



Size	Code
4'	HE.OMCSHS1220VCM
7'	HE.OMCSHS2130VCM

## OMNI CUBED Sink Hole Saver™ Auto v6

The Sink Hole Saver™ VCA is a surface-mounted stiffening device that protects finished stone pieces from breakage during lifting, moving, and installation with automatic electric vacuum pump.



Size	Code
4'	HE.OMCSHS1220VCA
7'	HE.OMCSHS2130VCA

## OMNI CUBED S3 Slim Slab Saver™ Manual

The S3 | Slim Slab Saver™ is a versatile, completely customizable rigid frame and reinforcement system that reduces strain and risk of injury while handling large format slabs and other fragile materials. It is an ideal solution for preventing breakage during transport and installation of large format thin material, gauged or thin porcelain slabs and sintered stone.



Rail	Code
1	HE.OMCSSM1R
2	HE.OMCSSM2R
3	HE.OMCSSM3R

# HANDLING & STORAGE EQUIPMENT



## OMNI CUBED Mega-Jaw™

The Mega-Jaw is a quick and easy gravity-assisted carry clamp. The clamps distribute weight to both arms, reducing strain and enabling safer, more ergonomic caring of stone.

Mega-Jaws open wide (up to 61mm) and can accommodate up to 226kg per pair.

Code	
HE.OMCMJ-126	




## OMNI CUBED Aqua-Jaw™

The Aqua-Jaw Carry Vise promotes safer, more ergonomic lifting and moving to reduce strain and injury. This is the only all weather carrying clamp designed to not slip off wet stone.

Aqua-Jaws open wide (to 115mm) for thick edges and mitres and can accommodate up to 362kg per pair.

Code	
HE.OMCAJ-128-15	Aqua-Jaw carry visa (pair)
HE.OMCAJ-128HK	Aqua-Jaw accessory handle kit for upgrading one pair



## SINKLOC SINK Positioning Tool

Quickly position sinks with this slotted aluminium frame that is cushioned with rubber to protect the surface. Available in single sink or double sink sizes.

Code	
HE.DRXSL24	Single
HE.DRXSL42	Double



## DIAREX® Waterfall Clamp

Ideal for clamping waterfall ends during installation.

Set of 2 clamps  
(Sold as a pair)

Code	
HE.MITRESET	

# HANDLING & STORAGE EQUIPMENT

**NEW  
MODEL**



## DIAREX® SEAMSET Join Aligning Tool

Pulls bench-tops into position to minimise joint width. 100mm vacuum cup and single levelling point

Code

HE.SEAMSET



## DIAREX® SEAMSET Join Aligning Tool

Pulls bench-tops into position to minimise joint width. 100mm vacuum cup and single levelling point. With top levelling adjuster

Code

HE.SEAMSET1



## DIAREX® SEAMSET2 Join Aligning/Levelling

Pulls bench-tops into position to achieve perfect joints. 200mm vacuum cups. Two levelling points eliminate lippage

Code

HE.SEAMSET2



## DIAREX® Stone Carry Clamp

Used in pairs these clamps allow two people to handle stone panels with ease.

Maximum opening 40mm

Code

HE.DRXSCC



## DIAREX® SEAM Leveler

Ideal for levelling seams on smaller pieces of stone.

Code

HE.SEAMLEV1



## DIAREX® TWINCUP Vacuum Lifter

Handheld lifter with two 117mm vacuum cups. Aluminium body.

50kg lifting capacity

Code

HE.HG02

# HANDLING & STORAGE EQUIPMENT



**DIAREX® 8"  
Vacuum Lifter**

200mm single vacuum cup with full metal handle with brass pump  
  
120kg lifting capacity

Code  
HE.HG01HP8



**DIAREX®  
Vacuum Lifter**

117mm single vacuum cup with lever pump  
  
30kg lifting capacity

Code  
HE.HG01L



**DIAREX® 5"  
Vacuum Lifter**

Single vacuum cup  
  
30kg lifting capacity

Code  
HE.HG01T



The Mitreforma™ is a fabrication tool designed specifically for creating mitred fascias in a quick, precise and fool proof way.

**Features:**

- Fast
- Simple to Use
- Built-in square
- Fascia clamping rod
- Fascia retaining arm
- Disposable glue-catch
- High quality aluminium
- stainless steel construction
- White rubber plate
- Quick release mechanism

**Benefits:**

- Cuts preparation time by 75%
- Saves labour costs
- Creates high quality 90° seams
- Ensures tight seams
- Ensures accurate alignment
- Protects tool from glue overrun
  
- Long lasting investment
- Protects surface of the stone
- Fast operation



Code

HE.MF130	Up to 130mm fascias
HE.MF320	130mm - 320mm fascias

**GRABO®**

**NEW**

## NEMO GRABO ELECTRIC VACUUM GRABBER

The Nemo Grabo is an electric vacuum grabber which has been designed to lift virtually any object. You can grab objects with rough, porous and even wet surfaces.

- Lightweight and portable, only 1.5kg
- 2 hour charge for 1.5 hour work time
- Up to 170kg of holding force
- Grab almost any surface with ease
- 12 months warranty

Code

HE.GRABO



# HANDLING & STORAGE EQUIPMENT



## MANZELLI EXENTIAL LIFTERS

Vacuum lifters are available in 4 different models each with the following:

- Powered by compressed air with aluminium ejector and nylon silencer
- Operating pressure for vacuum creation 6 bar
- Air consumption 120 l/min
- Same capacity in horizontal and vertical position
- Steel structure, welded and certified EN ISO 9606 – 1:2013
- Suction plates and backing plates made of galvanized steel
- Supports with ball grip
- Connection and disconnection of the plates by means of slider valve made of green pvc; it locks when in connect mode
- Vacuum gauge made of black metal; the coloured scale facilitates the control of the vacuum level when in connect mode
- Vacuum reserve tank made of painted steel
- Electronic self-governing luminous/acoustic alarm system, complete with battery charger

Code	Capacity	# Suction Plates	Pneumatic Tilt
EXE5PN/625KTV24	625kg	5	0° - 90°
EXE4PN/1000KT	From 500kg - 1000kg	4	0° - 90°
EXE3PN/625	From 375kg - 625kg	3	0° - 90°
EXE2PN/500	From 250kg - 500kg	2	0° - 90°

## MANZELLI LIFTER STAND


Zinc plated stand for Manzelli Liftstyle Vacuum Lifters

Advantages include:

- Helps to protect your gaskets from possible damage
- Makes it easier to move your vacuum lifter around, even in small locations
- Provides safe storage of your vacuum lifter

Code


VAMSTAND







## MANZELLI EXENTIAL LIFTERS




**Model 5PN**  
*For UCS materials*



**Model 4PN**  
*For Kitchen Tops*




**Model 3PN**



**Model 2PN**

# HANDLING & STORAGE EQUIPMENT



## OMNI CUBED Pro-Dolly HD2 Transport Trolley

The Pro-Dolly™ HD2 allows easier transport and installation of countertops.

- Reduces strain and risk of injury
- Wide clamp opening for tops with thick edge details
- Low profile provides more height clearance
- Clamps to stone during transport and for lifting over curbs and stairs
- Extremely stable and easy to maneuver
- 450kg capacity; weighs only 15kg
- 10" non-marking, flat-free, shock absorbing tyres
- Clamp opening: 5.13" (130 mm)

Code

HE.OMCPDT2

## OMNI CUBED Pro-Dolly HD1 Transport Trolley

The Pro-Dolly™ HD1 allows easier transport and installation of countertops.

- Reduces strain and risk of injury
- Low profile provides more height clearance
- Clamps to stone during transport and for lifting over curbs and stairs
- Extremely stable and easy to maneuver
- 450kg capacity; weighs only 10kg
- 8" non-marking, flat-free, shock absorbing tyres
- Clamp opening: 2.88" (73 mm)

Code

HE.OMCPDT1

## OMNI CUBED Pro-Cart AT2

The Pro-Cart AT2 allows easier transport and installation of countertops.

- Reduces strain and risk of injury
- Clamps to stone for traversing any terrain
- Adjustable wheelbase to match stair tread depth
- Designed to easily clear and rest on stair treads
- 450kg capacity, weighs less than 30kg
- 10" non-marking, flat-free, shock absorbing tyres, swivel
- Included Folding Kit collapses cart to under 13" wide (33mm)

Code

HE.OMCPCART2



# HANDLING & STORAGE EQUIPMENT

**NEW**



## OMNI CUBED Pro-Lift Automatic

The Pro-Lift allows safer transport and installation of countertops.

- Reduce physical strain and risk of injury
- Safely lower, transport, and lift large slabs
- Enables controlled tilt for easier counter-top installation
- Wireless remote allows workers to position themselves in safer areas around the stone
- Unload slabs easier, safer, and faster than traditional methods
- Engineered for optimum stability and maneuverability
- Lift stone up to 45" (from ground to support rail)
- Clamp opening: 4.5" (115 mm)
- Powered by 28V rechargeable lithium-ion battery
- 450kg capacity; weighs only 33.5kg
- 10" non-marking, flat-free, shock absorbing tyres
- Integrated remote storage cage, level, and kickbrake

Code

HE.OMCPRULIFT



## M85 Self-Locking Trolley

The M85 Self-locking trolley has the following features:

- 400kg load capacity
- Weight 27kg
- 50mm long support plate
- 2 Pneumatic wheels 400 x 85mm
- Gripping range 0-85mm
- Detachable handle

Code

HE.ATRSLM085



## Small Slab Trolley

The small slab trolley has the following features:

- 300kg load capacity
- Weight 12kg
- 400 x 100mm long support plate
- 2 Solid rubber wheels 200 x 50mm

Code

HE.ATRSM



## FLIP TROLLEY

Used to assist with turning slabs around while using a vacuum lifter:

- Load capacity 500kg
- Length 1244mm
- Height 1220mm
- Width 585mm
- Heavy duty castors

Code

HE.AFLIPTR



## STONE BUGGY DOUBLE SIDED

The Stone Buggy Double-Sided has the following features:

- Load capacity 750kg
- Length 1220mm
- Height 1150mm
- Width 900mm
- 2 Solid rubber wheels
- 3 Swivel wheels

Code

HE.ASB1220D



## TRUCK TRANSPORT 'A' FRAME 2100

The Truck Transport 'A' Frame has the following features:

- Max load capacity 7500kg
- Weight 210kg
- Length 1850mm
- Width 1800mm
- Load Height 2063mm

Code

HE.ATTAF

**NEW**

## TRANSPORT FRAME 1850QP

The Aardwolf QP Transport Frames are used for internal or external transport of stone slabs:

- Load capacity W.L.L 2500kg
- Length 1850mm
- Height 2110mm
- Width 1280mm
- Load Height 1657mm
- Weight 246kg

Code

HE.ATF1850QP



## TRANSPORT FRAME 2440

The Aardwolf Transport frame is used for internal or external transport of stone slabs:

- Load capacity 1500kg
- Length 2440mm
- Width 1118mm
- Load Height 1419mm
- Load Width 320mm
- Weight 161kg

Code

HE.ATF2440

## DIAREX® FABRICATION TABLE



- Max Load capacity 450kg
- Length 2000mm
- Height 1150mm
- Width 600mm

Code	
HE.DFABWH	Swivel Wheel with brakes (NEW)
HE.DFABTAB	




## DIAREX® FABRICATION STAND

- Max Load Capacity 230kg
- Adjustable height 914 - 1117mm
- Weight 13kg

Code	
HE.DFSTAND	

## DIAREX® DOLLEY TABLE



- Max Load Capacity 500kg
- Length 1900mm
- Width 910mm
- Height 920mm
- Comes with wheels

Code	
HE.DRXTD	

## DIAREX® SINGLE SIDED BUGGY



- Max Load capacity 360kg
- Length 1220mm
- Height 1140mm
- Width 660mm
- Weight 40kg
- Comes with solid rubber wheels

Code

HE.DSB1220S

## DIAREX® TRANSPORT FRAME 1830L



The Diarex® Transport frames is used for internal or external transport of stone slabs:

- Max Load capacity 1500kg
- Length 1853mm
- Width 1100mm
- Height 1480mm
- Weight 140kg

Code

HE.DTF1830

## DIAREX® TRANSPORT FRAME 2440L



The Diarex® Transport frames is used for internal or external transport of stone slabs:

- Max Load capacity 1500kg
- Length 2440mm
- Width 1120mm
- Height 1684mm
- Load Height 1419mm
- Load Width 320mm
- Weight 161kg

Code

HE.DTF2440

# HANDLING & STORAGE EQUIPMENT



**NEW**

**LIFTING CLAMPS**  
**Widejaw**



**LIFTING CLAMPS**  
**Standard**



Patented original slab lifting clamps. White rubber prevents marking on light coloured stone surfaces. W.L.L 1200kg

Slab Thickness	Code
5-30mm	HE.ALC30AWJ

Slab Thickness	Code
0-30mm	HE.ALC30W
10-50mm	HE.ALC50W
15-60mm	HE.ALC60W
30-75mm	HE.ALC75W



**SWIVEL HOOK & BOW SHACKLE**

1.5 and 3.0 tonne capacity swivel hooks and shackles for use with Aardwolf lifting equipment.

Code	
HE.ABS1.5	Bow Shackle 1.5 tonne
HE.ABS3.0	Bow Shackle 3.0 tonne
HE.ASH1.5	Swivel Hook 1.5 tonne
HE.ASH3.0	Swivel Hook 3.0 tonne



**ENDLESS SLING**

Endless sling to use with the Spreader Bar.

Code	
HE.AEWS3T	W.L.L. 3000kg



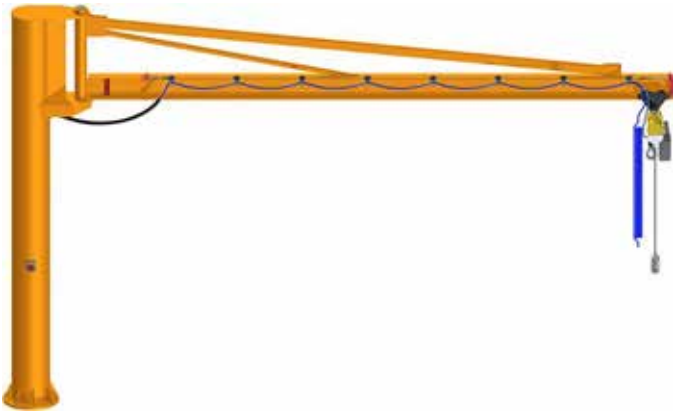
**SPREADER BARS**

Complete with removable hooks and rollers for use with up to 90mm wide endless slings. Swivel hooks can be used in place of rollers

Code	
HE.ASB35	Width 2000mm W.L.L. 3500kg
HE.ASB50	Width 2000mm W.L.L. 5000kg



## OVER BRACE JIB CRANE



- Sealed roller-bearing pivot
- Highly durable design
- 270° rotation
- Over-braced design protects running surface from dirt for minimal resistance
- Easy moving hoist trolley
- Rubber end stop

Code

HE.AOBJCCM58-500

## FORKLIFT BOOM FB1 - 2720

Made from high grade steel (AS1163-450L0) for unbeatable strength and safety.

- Weight 91kg
- Maximum Reach 2720mm
- Fork pockets are 366mm to centers

W.L.L Ratings:

- 1500kg at 1500mm extension
- 1000kg at 2050mm extension
- 500kg at 2720mm extension



Code

HE.AFB1

## FORKLIFT BOOM FB2 - 3580

Made from high grade steel (AS1163-450L0) for unbeatable strength and safety.

- Weight 130kg
- Maximum Reach 3580mm
- Fork pockets are 377mm to centers

W.L.L Ratings:

- 1500kg at 2107mm extension
- 1200kg at 2598mm extension
- 600kg at 3580mm extension



Code

HE.AFB2

# HANDLING & STORAGE EQUIPMENT



## SLAB RACKING 3.0m Long Modules


Galvanised steel rails 140 x 100 with timber batons, 50 x 50mm post holes spaced 5mm apart for maximum storage efficiency. Posts are made from High Grade Steel (AS1163-450LO) with 5mm wall thickness for unbeatable strength.

### Code

HE.ASRRAIL3.0

HE.ASRP050-1200 - post

HE.ASRP050-1600 - post



## BUNDLE RACKING 3.0m Long Modules

Galvanised steel rails 140 x 100 with timber batons, 100 x 50mm post holes spaced 5mm apart for maximum storage efficiency. Posts are made from High Grade Steel (AS1163-450LO) with 5mm wall thickness for unbeatable strength.

### Code

HE.ABRRAIL3.0

HE.ABRP100/1200 - post

HE.ABRP100/1400 - post

HE.ABRP100/1600 - post

## AARDWOLF SLAB / BUNDLE RACKS

### AARDWOLF SLAB RACKS

The Aardwolf Slab racks consist of a pair of galvanised steel rails 3m long, together with square steel tube posts. The square tube sections are 50 x 50 x 5mm. The square post can be positioned anywhere along the rack.

The maximum number of 20mm thick stone slabs that can be safely stored per bay based on a 6° lean and a 1:15 safety margin is as follows:

1. Using 1200mm high posts together with maximum size slabs

- 3.2 x 1.6 x 0.02 - 16 slabs
- 3.2 x 1.6 x 0.03 - 6 slabs

2. Using 1600mm high posts together with maximum size slabs

- 3.2 x 2.0 x 0.02 - 12 slabs
- 3.2 x 2.0 x 0.03 - 6 slabs

### Features:

- Galvanised steels rails 140mm wide, 100mm high and 3m long which can be butted together for desired length.
- The center of the rails has 50mm square holes spaced 5mm apart for maximum storage efficiency.
- 50mm square tube posts are powder-coated yellow and topped with 60mm square rubber caps.
- Two 20 x 40mm timber battens per rail protect the slab edges.
- Shipping weight per rail - 51kg

### AARDWOLF BUNDLE RACKS

The Aardwolf Bundle racks consist of a pair of galvanised steel rails 3m long, together with rectangular steel tube posts with rectangular tube sections of 100 x 50 x 5mm. The rectangular post can be positioned anywhere along the rack.

The maximum number of 20mm thick stone slabs that can be safely stored per bay based on a 6° lean and a 1:15 safety margin is as follows:

1. Using 1200mm high posts together with maximum size slabs

- 3.2 x 1.6 x 0.02 - 46 slabs
- 3.2 x 1.6 x 0.03 - 31 slabs

2. Using 1600mm high posts together with maximum size slabs

- 3.2 x 2.0 x 0.02 - 29 slabs
- 3.2 x 2.0 x 0.03 - 23 slabs

### Features:

- Galvanised steels rails 145mm wide, 125mm high and 3m long which can be butted together for desired length.
- The rails contain rectangular post pocket of 100 x 50 spaced 10mm apart for the maximum storage efficiency.
- 100 x 50mm rectangular tube posts are powder-coated yellow and topped with 60mm square rubber caps.
- Two 20 x 40mm timber battens per rail protect the slab edges and the finish on the rail.
- Shipping weight per rail - 63kg

### GUIDE FOR USE:

The angle of inclination of sheet, marble or granite in racks is critical. Undue force will be applied to the post if the angle of lean is too great from the vertical, but sheets will be unstable and be pulled over by draughts if the angle is too small. An angle of 4° - 8° from the vertical appears to be the optimum. The Aardwolf slab racks are designed for a lean of 6° so that the top of the slab can be parted from the bundle by means of a wedge to allow the slab to be hoisted by an Aardwolf lifter.

# HANDLING & STORAGE EQUIPMENT




## DIAREX® WEDGE Safety Wedge

Use to safely separate stone slabs for positioning of lifting clamp.

Code

HE.WEDGEE



## BUNDLE RACK Post Bases

Bundle rack post bases for accurate setting of 4° slab lean.

Code

HE.ABRPB1200 White

HE.ABRPB1600 Blue



## GALVANISED WASTE BIN

Equipped with reinforced steel bottom for long life and release mechanism for easier shock free emptying.

1500mm(L) x 1120mm(W) x 900mm(H)  
Capacity - 1.06m<sup>3</sup>

Code

HE.AWB1000G





14

**SMALL MACHINERY**  
- HANDHELD

# SMALL MACHINERY



## FLEX CS60 WET SAW

- High performance motor - 1400W
- Continuous cut depth setting from 0-60mm with rail guide up to 54mm. In the mitre cut from 0-44mm, with the guide rail up to 38mm
- Continuous angle adjustment for mitre cuts from 0-45°
- Cut marking at the base plate from 0°/30°/45° for rapid orientation
- High quality magnesium die-castings for protective cover and base plates.
- Motor protection made of rubber prevents the direct intake from spray water.
- Water supply: for an effective cooling of the diamond blade.
- Quick-fit brass coupling for 1/2" water hose
- GFCI operator protected circuit breaker: integrated cord
- Ideal for inserting water grooves in window sills or steps, work tops, facade slabs, terrazzo slabs in garden design and landscaping



Code	
CS60	
Specifications	
Diamond Cutting Disc Ø / arbor	170mm / 22.2mm
Cutting Depth / with guide rail	60mm / 54mm
Mitre Cutting	0 - 45 °
Depth of Cut - mitre cut	5 - 44mm
Depth of Cut - mitre cut w guide rail	0 - 38mm
Speed (no load)	6200rpm
Weight	4.5kg
Warranty	12 months



## FLEX CS60 GUIDE RAILS

Aluminium Guide Rail to suit CS60 Wet Saw. Precise aluminium profile with anodized sliding coating and guide rib. Plugged rubber lip as contact edge at the marking, anti-slip protection on the bottom.

Size mm	Code
800	CS60.RAIL-S
1600	CS60.RAIL



## FLEX CS60 COUPLING

Steel joining Coupling for CS60 Guide Rail. Precise metal connector for connecting two guide rails.

Code
CS60.COUP



## GRINDER LG1704VR

Lightweight and powerful variable speed grinder for Stone and other hard surfaces such as stainless steel.

Code	
LG1704VR	
Specifications	
Max Disc Ø	178mm
Speed (no load)	1400 - 4200 rpm
Power input	1500 watt
Power output	1000 watt
Tool Fixture	M14
Weight	2.75kg
Warranty	12 months



## GRINDER L3406VRG

Variable speed 1300 watt grinder for medium speed range.

Code	
L3406VRG	
Specifications	
Max Disc Ø	125mm
Speed (no load)	2100 - 6400 rpm
Power input	1300 watt
Power output	880 watt
Tool Fixture	M14
Weight	1.90kg
Warranty	12 months



## GRINDER L3410VR

Variable speed 1400 watt grinder for high speed range.

Code	
L3410VR	
Specifications	
Max Disc Ø	125mm
Speed (no load)	2900 - 11000 rpm
Power input	1400 watt
Power output	880 watt
Tool Fixture	M14
Weight	2.20kg
Warranty	12 months



## WET POLISHER LE12-3100

Lightweight and powerful variable speed wet polisher with GFCI

Code	
LE12-3100WET	
Specifications	
Max Disc Ø	115mm
Speed (no load)	1200 - 3700 rpm
Power input	1150 watt
Power output	700 watt
Tool Fixture	M14
Weight	2.4kg
Warranty	12 months

## VACUUM CLEANER VCE44HAC

High performance safety vacuum cleaner with automatic filter cleaning system. With HEPA filter, class H

Code	
VCE44HAC	
Specifications	
Max volume flow	4500 l/min
Max vacuum	25000 Pa
Power input P. max.	1400 watt
Container Volume	42l
Cable Length	7.5m
Weight	17.6kg
Warranty	12 months

**FLEX**

You need good tools to do good work. But which are good tools? How do I recognise real quality? And when is a tool worth its cost?

For FLEX it's the craftsman who sets the standard. That is why we visit those sites where tools are used when we develop new machines. On construction sites, in the shops and factories. And that's precisely where we determine the specifications that every FLEX must fulfill.

Foremost this includes the longevity of our machines. Then their power and functionality.

Also the design, the ergonomics, and the safety of a FLEX. And of course its advanced technology that always provides new solutions to problems, revolutionising the work procedures of entire industries.

We are proven right by each of the millions of craftsmen who perform outstanding work using their FLEX every day

# SMALL MACHINERY



**NEW**



## VARIABLE SPEED ANGLE GRINDER GA5040C

## VARIABLE SPEED ANGLE GRINDER DGA512

High performance variable speed angle Grinder with Super Joint System II developed for effective vibration absorption. Electronic current limiter, speed control and soft start with a ergonomic barrel grip. Also features anti-restart function

Brushless 18V variable speed angle grinder with kickback detection, anti-restart and soft start. Automatic Torque Drive increases torque to power through any cut.

Code	
MKGA5040C	
Specifications	
Diamond Cutting Disc Ø	125mm
Spindle Thread	M14 x 2
Speed (no load)	2800 - 11000 rpm
Power Output	1400 watt
Power supply cord	2.5m
Carbon Brush	318
Weight	2.5kg
Warranty	12 months

Code	
MKDGA512	
Specifications	
Diamond Cutting Disc Ø	125mm
Spindle Thread	M14
Speed (no load)	3000 - 8500 rpm
Voltage	18v
Weight	2.3kg
Warranty	12 months



## GRINDER 9565CV 125mm

## GRINDER 9558NB 125mm

## GRINDER GA9040S 230mm

Powerful variable speed electric grinder with SJS Technology. 1400 watt

High performance variable speed 840 watt grinder for medium speed range.

High performance angle grinder, soft start with rubberised soft grip. Torque limiter and anti-vibration.

Code	
MK9565CV	
Specifications	
Max Disc Ø	125mm
Spindle Speed	2800 - 11000 rpm
Spindle Thread	M14
Power output	1400 watt
Weight	1.8kg
Warranty	12 months

Code	
MK9558NB	
Specifications	
Max Disc Ø	125mm
Spindle Speed	11000 rpm
Spindle Thread	M14 x 2
Power output	840 watt
Weight	1.6kg
Warranty	12 months

Code	
MKGA9040S	
Specifications	
Max Disc Ø	230mm
Spindle Speed	6600 rpm
Spindle Thread	M14 x 2
Power output	2400 watt
Weight	5.5kg
Warranty	12 months





## ECOMAX WET SAW Hand-Held

One handed wet saw especially suited for cutting UCS, natural stone or composite slabs.  
Available in 125mm and 180mm

Specifications		
Code	GALECOMAX125	GALECOMAX180
Max Disc Ø	125mm	180mm
Speed	1900 - 9500 rpm	1700 - 6800 rpm
Power input	850 watt	1750 watt
Voltage	230 Volt	230 / 115 Volt
Tool Fixture	M14	M14
Weight	3.0kg	4.6kg
Warranty	12 months	12 months



## DOMINATOR 125mm Stone Cutter

Compact stone cutter with vacuum cleaner connection. Adjustable 1500 watt motor, powerful enough to cut tiles and slabs.

Code	
GALDOM125	
Specifications	
Spindle Speed	2700 - 9500 rpm
Spindle Thread	M14
Tool Diameter	up to 125mm
Power input	1500 watt
Weight	3.5kg
Warranty	12 months



## CONTOUR CAT Wet Edge Polisher

High performance variable speed edge profiling machine with water feed.

Code	
GALCONCAT	
Specifications	
Max Grinding Height	60mm
Speed	2700 - 6500 rpm
Power input	1750 watt
Voltage	230 / 115 Volt
Tool Fixture	M14
Weight	6.5kg
Warranty	12 months



## POLIFOX 900 VARIO Wet Polisher

Variable speed quality electric water fed polisher with GFCI.

Code	
GALPOL9	
Specifications	
Spindle Speed	800 - 3600 rpm
Spindle Thread	M14
Tool Diameter	up to 115mm
Power input	900 watt
Weight	2.3kg
Warranty	12 months



## POLIFOX 1502 VARIO Wet Polisher

Variable speed high torque electric water fed polisher with GFCI.

Code	
GALPOL1502	
Specifications	
Spindle Speed	900 - 3400 rpm
Spindle Thread	M14
Tool Diameter	up to 125mm
Power input	1500 watt
Weight	3.1kg
Warranty	12 months

# SMALL MACHINERY



## GISON PNEUMATIC WET-SAW



GPW-215CR Pneumatic wet saw is designed for dust-free cutting of Granite, Engineered Stone, Marble and UCS materials.

- 125mm blade capacity
- Full aluminium body
- Rear exhaust
- Right handle use

Code	
GPW-215CR	
Specifications	
Air Consumption	16.2CFM
Max Disc $\phi$	125mm
Speed	0 - 11000 rpm
Tool Fixture	M14
Weight	2.0kg
Warranty	12 months

**NEW**



## ALPHA PSG-125 WET GRINDER

- Powerful 1.4hp motor with speed control governor
- Compact ergonomic aluminum body
- Reversible safety lever throttle
- Kink-free air hose for easy maneuverability and reducing operator fatigue
- Two auxiliary handle positions
- Built-in oil port for easy maintenance
- Adjustable rotating exhaust
- 2,000 hour duty cycle
- Wet cutting kit available

Code	
ALPHAPSG-125	
Specifications	
Air Consumption	33 CFM
Max Disc $\phi$	125mm
Speed	0 - 12000 rpm
Tool Fixture	M14
Weight	2.1kg
Warranty	12 months



## GISON Air Polisher

Variable speed pneumatic wet polisher with central water fed distribution system.

Code	
GPW-7 (Dial type)	
GPW-7L (Lever type)	
Specifications:	
Air Consumption	16.2 CFM
Air Pressure	90 PSI
Speed	0 - 4500 rpm
Tool Fixture	M14
Weight	1.16kg
Warranty	12 months



## Q-6 Wet Polisher

Variable speed pneumatic wet polisher with central water fed distribution system.

Code	
Q-6	
Q-6R (Quick Release)	
Specifications	
Air Consumption	15CFM
Air Pressure	90 PSI
Speed	0 - 4500 rpm
Tool Fixture	M14
Weight	1.3kg
Warranty	12 months



## ALPHA AIR 834 Wet Polisher

Air-834 Pneumatic polisher is equipped with a newly developed motor, higher power output, hybrid composite vane design that ensures a longer lasting life.

Code	
ALPHAAIR-834	
Specifications	
Air Consumption	425L/min
Air Pressure	85 PSI
Speed	0 - 4000 rpm
Tool Fixture	M14
Weight	1.2kg
Warranty	12 months



## SANWA KENMA Wet Polisher Sander

Sanwa Kenma is a high performance, pneumatic wet polisher designed for continuous production use with central water fed distribution system.

Code	
SKPA-5	
Specifications	
Air Consumption	15CFM
Air Pressure	90 PSI
Speed	0 - 3500 rpm
Tool Fixture	M14
Weight	1.2kg
Warranty	12 months





# 15

**MACHINERY**  
- PORTABLE



## PRECISION LASER TEMPLATOR LT-2D3D

The LT-2D3D Laser Templator is the perfect device for measuring in 2D and 3D kitchen bench-tops, back-splashes, walls, ceilings, shower enclosures or anything else on horizontal and vertical surfaces.

It eliminates the need for wood templates and other cumbersome methods of measuring.

The LT-2D3D Laser Templator enables a quick conversion to CAD drawings for estimating and quoting as well as for production machines.

With the pull of a pin, the LT-2D3D unlocks from its 2D mode and allows the laser to swivel along its vertical axis and continue measuring 3-dimensionally. The software will also export a 3D wire frame (as well as standard 2D DXF/DWG files) based on your needs.



### MEASURING FEATURES:

- Only 3D laser is capable of being locked into 2D measuring mode
- Measures complete rooms including walls, floors and ceilings.
- Measures as close as 2 and as far as 300
- Allows measuring of walls from a distance (no adaptors needed).
- Reduced setup for vertical measurements.
- Can measure straight down.



### SOFTWARE FEATURES:

- Provides 3D wire frame for CAD software modification.
- Creates job files, estimates and shop sheets in DXG/DWG, PDF and CSV.
- Customers can sign off on jobs right on the tablet.
- Free software updates for the life of the templator.

Code

LT-2D3D



**NEW**



## RADIAL TILE SAW - CLASS PLUS

Class Plus is a radial tile cutter ideal for straight and 45° angle cuts on Porcelain Stoneware, Tiles and Marble.

Equipped with:

- Single-phase motor 230V~50Hz 1,4Kw
- Sliding cutting head and tilting engine
- Laser instrument
- Thermal protection
- Switch with release coil
- Adjustable legs
- Adjustable angle jig fence
- Water recycling pump type S1/4
- Kit wheels

Code	
CLASS1300S	
Specifications	
Blade diameter	250mm
Arbor	25.4mm
Max Cutting Length	1300mm
Max Cutting Depth at 45°	53mm
Max Cutting Depth at 90°	65mm
Speed (no load)	2800rpm
Water Tank Capacity (min/max)	22L/28L
Weight	55kg
Warranty	12 months

## RADIAL TILE SAW - CLASS

Class is a radial tile cutter ideal for straight and 45° angle cuts on Porcelain Stoneware, Tiles and Marble.

Equipped with:

- Single-phase motor 230V~50Hz 1,0Kw
- Sliding cutting head and tilting engine
- Laser instrument
- Thermal protection
- Switch with release coil
- Adjustable legs
- Adjustable angle jig fence
- Water recycling pump
- Kit wheels



Code	
CLASS900	
CLASS900S (with laser)	
Specifications	
Blade diameter	200mm
Arbor	25.4mm
Max Cutting Length	900mm
Max Cutting Depth at 45°	40mm
Max Cutting Depth at 90°	40mm
Speed (no load)	2800rpm
Water Tank Capacity (min/max)	15L/19.5L
Weight	41kg
Warranty	12 months

## BRIDGE SAW - PRIME

Italian made wet saw ideal for the building sector and are suitable for straight and 45° angle cuts of bricks, stones, tiles, Granite, Marble or Porcelain

Equipped with:

- Single-phase motor 230V~50Hz 3HP/2.2Kw
- Sliding working table and tilting engine
- Laser instrument
- Thermal protection
- Switch with release coil
- Adjustable angle jig fence
- Water recycling pump type S3
- Kit wheels



Code	PR85S	PR120S	PR150S
Specifications	Prime 85S	Prime 120S	Prime 150S
Blade diameter	350mm	350mm	350mm
Arbor	25.4mm	25.4mm	25.4mm
Size tile for diagonal cutting	600 x 600mm	850mm x 850mm	1000 x 1000mm
Max Cutting Length	850mm	1200mm	1500mm
Max Cutting Depth at 45°	80mm	80mm	80mm
Max Cutting Depth at 90°	110mm	110mm	110mm
Max Cutting Depth with 2 RUNS	180mm	180mm	180mm
Water Tank Capacity (min/max)	21L/32.5L	23L/35L	25L/38L
Weight	80kg	86kg	92kg
Dimensions for shipping	72 x 160 x 100cm	72 x 195 x 100cm	72 x 225 x 100cm
Warranty	12 months	12 months	12 months

## MASONRY SAW - ELITE 80S

Italian made wet saw ideal for the building sector, suitable for straight and 45° angle cuts on bricks, stones, Granite and Marble with sliding table.

Equipped with:

- Single-phase motor 230V~50Hz 3HP/2.2Kw
- Sliding working table and tilting engine
- Overheat protection with manual reset
- Laser instrument
- Thermal protection
- Switch with release coil
- Adjustable legs
- Adjustable angle jig fence
- Water recycling pump type S2
- Kit wheels



Code	
E80S	
Specifications	
Blade diameter	350mm
Arbor	25.4mm
Max Cutting Length	800mm
Max Cutting Depth at 45°	80mm
Max Cutting Depth at 90°	110mm
Water Tank Capacity (min/max)	19L/25L
Weight	68kg
Warranty	12 months



## MASONRY SAW - E..GO 80

The E..Go 80 masonry saw is ideal for the building sector and is suitable for straight and 45° angle cuts on bricks, stones, Granite, Marble and Natural Stones.



Equipped with:

- Single-phase motor 230V~50Hz 3HP/2.2Kw
- Sliding working table
- 45° angle cuts support
- Overheat protection with manual reset
- Thermal protection
- Switch with release coil
- Adjustable angle jig fence
- Water recycling pump type S0
- Kit wheels

### Code

EG080

### Specifications

Blade diameter	350mm
Arbor	25.4mm
Max Cutting Length	800mm
Max Cutting Depth at 90°	110mm
Rotation Speed	2800rpm
Water Tank Capacity (max)	40L
Weight	69kg
Warranty	12 months

## MINI MIX 1600

Professional mixer for tile adhesives, plaster, cement, chalk and paints.



Equipped with:

- Single-phase motor 230V~50Hz 2.2Hp/1.6Kw
- Electronic rotation speed variator up to 6 levels
- Two speed mechanical gear lever
- Mixing capacity 100kg
- Running freely Vel. (1): 180/380 min-1
- Running freely Vel. (2): 300/650 min-1
- Whip Ø160 mm
- M14 x 2 connection
- Ergonomic handle

### Code

MM1600

# PORTABLE MACHINERY



## MANTA THREE PHASE SAW

This Semi-Automatic saw has a 3 phase 400V, 5.5Kw motor with manual head tilt for mitre cuts and electronic speed control for longitudinal cutting.

Code	
NMMANTA300A	
Specifications	
Blade diameter	450mm
Max Cutting Length	3000mm
Rotation Speed	1400rpm
Dimensions for shipping	1414 x 910 x 1210mm
Weight	470kg
Warranty	12 months



## MANTA 100 INOX Single Phase Saw

Monophase tile saw 230V, 2.6kw motor. Top of the range tile saw with sturdy, robust construction. Comes with laser guide. Additional side wheels to help with loading and transportation.

Code	
NMINOX100	
Specifications	
Blade diameter	350mm
Cutting Length	1000mm
Cutting Depth	110mm
Rotation Speed	2800rpm
Dimensions for shipping	1570 x 660 x 770mm
Weight	106kg
Warranty	12 months



## MANTA 120 ALUMINIUM Single Phase Saw

Robust and accurate portable saw featuring linear bearings on chrome plated bars. 45° bridge tilt, integrated water tank with recirculation pump and folding legs for easy transportation.

Code	
NMALU120	
Specifications	
Blade diameter	350mm
Max Cutting Length	1200mm
Max Cutting Depth at 90°	110mm
Rotation Speed	2800rpm
Dimensions for shipping	1710 x 660 x 770mm
Weight	79kg
Warranty	12 months



## PORTABLE MACHINES AVAILABLE ON REQUEST



### MANTA LX

Robust, versatile and inexpensive saw with extremely accurate cutting. The head slides on two chrome-plated ground bars by means of linear ball-bearings. The cutting head is controlled by traction belts and it is driven by a hand-wheel positioned by "the operator's place". The machine is equipped with a submersible pump placed inside the base to collect the water cooling the blade. Vertical head motion by means of a hand-wheel for a fast and stable adjustment. Tilting head for 45° cuts.



### MANTA LX SA

Robust, versatile and inexpensive saw with extremely accurate cutting. The head slides on two chrome-plated ground bars by means of linear ball-bearings. The cutting head is controlled by traction belts and it is driven by a hand-wheel positioned by "the operator's place". The machine is equipped with a submersible pump placed inside the base to collect the water cooling the blade. Vertical head motion by means of a hand-wheel for a fast and stable adjustment. Tilting head for 45° cuts. Comes with roller side table.



### MANTA LX TB

Heavy-duty, versatile and inexpensive saw with extremely accurate cutting. Mainly suitable to cut masonry blocks. The head slides on two chrome-plated ground bars by means of linear ball-bearings. The cutting head is controlled by traction belts driven by a hand-wheel positioned by "the operator's place". The machine is equipped with a submersible pump placed inside the base to collect the water cooling the blade. Vertical head motion by means of a hand-wheel for a fast and stable adjustment. Tilting head for 45° cuts.



### MANTA TB BASIC

Rugged and inexpensive Saw with an extremely accurate cutting. The head slides on two chromium-plated ground bars by means of linear ball-bearings. It is equipped with a submersible pump placed inside its own self circulating water tank to collect the water cooling the blade. Head rise/fall manually operated by means of a hand-wheel for a fast and stable adjustment. Tilting head for 45 degree angle cut; Angle legs This machine comes with a protection screen.



### MANTA TB150 SPECIAL

Heavy-duty and reliable block cutting machine with detachable angled legs. Suitable for cutting building materials (traditional bricks and refractories) and soft stones. For stones 400mm thick a blade with Ø1000mm is recommended, whilst for stones 490mm thick a blade with Ø1200mm is recommended. Equipped with a 900rpm self-braking motor with direct drive to eliminate power loss and ordinary belt maintenance. This machine comes with protection side screens, 2 submersible pumps to cool the blade. Steel flange Ø197mm holds the blade keeping it stable whilst cutting.



### MANTA 550

Rugged and inexpensive Saw with an extremely accurate cutting. The head slides on two chromium-plated ground bars by means of linear ball-bearings. It is equipped with a submersible pump placed inside its own self circulating water tank to collect the water cooling the blade. Head rise/fall manually operated by means of a hand-wheel for a fast and stable adjustment. Tilting head for 45 degree angle cut; Angle legs This machine comes with a protection screen.





16

**MACHINERY**  
- LARGE

## DAL PRETE DUST TREATMENT

Code	
DPDUSTWALLDRY4	
Specifications	
Power	6HP
Speed	22 M3/hour
Noise	69dB
Efficiency	98.3%
Fun No	2
Weight	415kg
Dimensions	4000x1000x2350



The dust treatment system has been manufactured using hot galvanized material as it does not use water to clean the air. The dust is collected externally by some filters which are then removed periodically by an air pulse. The dust falls down and is collected in drawers which are easy to remove.

## DAL PRETE MINI COMPACT L 3.0

Code	
DPMINIL3.0	
Specifications	
Total Installed Power	8.5 kW
Clarified Water Production	600l/min
Pressed Sludge Production	1.9m <sup>3</sup> /8h
Filter Press Plates	8
Plate Dimensions	300 x 300mm



The Dal Prete Mini Compact L3.0 is a compact wastewater treatment plant with extremely high automation and safety features. Only requires 6m<sup>2</sup> of space. Integrated clarification and dehydration. Automatic and plannable operations. Self-maintenance. Automatic flocculant preparation and dosing. Automatic washing of the main accessories in contact with the mud.

**NEW**



## FAB KING CNC

The Fab King CNC is designed to allow the operator to fabricate without extensive CAD/CAM knowledge. Once the sinks or shapes are saved into the computer, the operator only has to start the process using a mouse click on the laptop and not have to generate tool paths and pod locations. Hence, this has created one of the easiest to use CNC machines in the stone industry using the most durable equipment available.

Manufactured in the USA with readily available parts.

Code

FABKINGCNC

- Single-phase electrical
- Servo motor operation (not stepper motors)
- Servos can be disengaged to allow for manual operation
- One pass sink cutout using 15mm cnc fingerbit
- Dust free operation
- Rugged construction



## FAB KING FABRICATION CENTRE

The Fab King offers big solutions at a reasonable price. Creative shapes that are impossible to make with a standard saw and hand tools are now a reality with the use of your own templates. Route sink cutouts, profile edges, drill water supply holes, even remove and polish out the surface scratches. Each operation is performed in an extremely accurate manner with simple training. Manufactured in the USA with readily available parts.

- Requires no technical training
- Installed and operational in less than an hour
- Edge profiling using standard hand router tooling
- Sink cut outs using templates, eliminating errors
- Dust free operation with internal and external water feed
- Adjustable bed and rigid main rail assures accurate gantry movement
- Heavy duty spindle bearing for long life
- 3 point accuracy adjustment

Code

FABKING

## GMM BRIO EASY 400 5 AXIS CNC BRIDGE SAW

The machine combines extreme ease of use in manual mode with simple and intuitive programming of both basic and more advanced processes; parametric programming, CAD cuts, contouring, profiles and shapes, drilling, coring, bas-reliefs, writing. The machine is on concrete shoulders and without a board.

- 370° swiveling head, automatic tilting from 0° to 90°.
- Disc up to 625mm in diameter operated by inverter.
- Vertical travel (Z axis) from 400mm.
- All the main structures of the machine are in hot galvanized steel.
- Safety barrier with thermoformed panels.

## GMM EXTRA 400 CN2 5 AXIS CNC MONOBLOCK BRIDGE SAW

This machine combines extreme ease of use and intuitive programming of both basic operations than of the more advanced ones, such as offline programming, cad cuts, contouring, profiles and shapes, drilling, coring, bas-reliefs and lettering etc.

- 370° swivel head, 90° tilt head.
- Hydraulic tilting bench in hot galvanized steel with plastic cover.
- Blade up to 625mm in diameter operated by inverter (possibility to work with a minimum of 300mm blade).
- Vertical travel (Z axis) from 400mm.
- All the main structures of the machine are in hot galvanized steel.
- Automatic lubrication.
- Safety barriers with polycarbonate panels.

## GMM INTRA 520 CN2 5 AXIS CNC BRIDGE SAW

The machine combines extreme ease of use in manual mode with simple and intuitive programming of both basic and more advanced machining, parametric programming, cad cuts, contouring, profiles, shapes, drilling, coring, bas-reliefs, writing, etc. be integrated with various functions

- 370° swivel head, 90° tilt head.
- Fixed bench in hot galvanized steel with wooden cover
- Disc up to 725mm in diameter operated by inverter.
- 520mm vertical travel (Z axis).
- All the main structures of the machine are in hot galvanized steel.
- Safety barrier with thermoformed panels.







## GMM EGIL 700 CN2 5 AXIS CNC BRIDGE SAW

The machine combines extreme ease of use in manual mode with simple and intuitive programming of both basic and more advanced processes, parametric programming, CAD cuts, contouring, profiles and shapes, curbs, drilling, coring, bas-reliefs, writing, torciglioni, and can be integrated with various functions

- 370 ° swivel head, 90° tilt head.
- Fixed bench in hot galvanized steel with PVC cover.
- Disc up to 825mm in diameter operated by inverter.
- Vertical stroke (Z axis) from 700mm.
- All the main structures of the machine are in cast iron.
- Safety barrier with thermoformed panels.



## GMM TECHNI INTEC 613 G2 HIGH PRESSURE WATER JET SYSTEM

Intec-G2® is capable of cutting almost any type of material up to 100mm thick at its maximum cutting speed, with the lowest possible expense. The Intec G2 series machines last longer and require less maintenance thanks to an easy-to-use, fast and accurate system. This range of machines is particularly suitable for the stone industry.

### FULL GMM BROCHURES AVAILABLE:



Contact your CDK Stone sales representative for more information if you are interested in any of these machines  
Email us at [sales@cdkstone.co.nz](mailto:sales@cdkstone.co.nz)



## PENTA CONVEYOR BELT MACHINE

The Penta is an automatic edge polishing machine able to perform all the finishing operations on marble and granite slabs used in the building sector. It performs gauging, straight edge, bevels, lower and upper groove through fast and simple procedures.

- Steel structure, electro-welded
- Protection against corrosion
- Conveyor belt leaning on a stainless steel plane, drive by specific grooves
- Floating edge polishing unit
- Electrical spindle working
- Straight edges on slabs with different thickness and shape at the same time
- Possibility of partial workings
- Water collection tank



## SPIRA BELT EDGE POLISHING MACHINE

Belt Edge polishing machine for straight edge and pencil round profile. Automatic belt edge polishing machine for marble, granite and agglomerate, to create and polish pencil round profiles, flat edges and flat edge plus bevels. Very simple machine, as to its mechanical components and its electrical and electronic equipments; easy to use and service.

- Conveyor belt width 600mm; driven by speed variator power 1,5Kw
- Conveyor belt driven by a stainless steel plane.
- Pneumatic holding slab pistons.
- Control board with touch-screen visualized keyboard and pneumatic adjustment placed on the frontal part of the machine.
- Main covers in stainless steel.
- Water collecting tank with lateral flows.
- Tool cooling water flowing outside the spindles and managed by manual valves.
- Initial and final rollers, length 1m each.
- Manual bar for large-sized slabs support.
- Control PLC with software which automatically synchronizes the spindle and piston intervention as the slab passes.
- Colour touch screen.
- Possibility to set the belt speed from control panel.



## IDEA TOP 33:16 MACHINING CENTRE

Numerically controlled machine centre with 3/4 interpolated axis (X-Y-Z), for working of marble, granite and natural stones. The machine is built in electro-welded metal structure that has been treated with polyurethane coatings. It is designed with a "moving bridge" structure and work surface made from rectified solid aluminum plate. The axes movement is driven with brush-less motor on precisely tilted racks. The sliding is on linear ball bearing guides. Especially suitable for drilling, milling, creation of downward starting planes, polishing of flat surfaces and edges.

- Working Area: 3300mm x 1600mm x 380mm (X,Y,Z)
- Electro Spindle Speed: 0-10000rpm
- 12Hp ( 9Kw ) Motor – ISO40
- Powerful Windows® CAD/CAM with artistic, geometrical and parametric programming.
- Laser pointer for the vacuum cups positioning.
- Tool magazine: 12+12.
- Fully enclosed with bifold doors and electrical interlock for maximum safety & protection.
- Remote pendant control.
- Automatic lubrication.



## IDEA TOP 30.10 MACHINING CENTRE

Numerically controlled machine centre with 3 interpolated axis (X-Y-Z), for working of marble, granite and natural stones. The machine is built in electro-welded metal structure that has been treated with special ceramic coatings. It is designed with a "moving bridge" structure and work surface made from solid aluminum plate. The axes movement is driven with brush-less motor on precisely tilted racks. The sliding is on linear ball bearing guides. This machine is equipped with a stainless steel tank for water recovery and recycling pump. Especially suitable for drilling, milling, and polishing of flat surfaces and edges.

- Working Area: 3100mm x 1300mm x 280mm (X,Y,Z)
- Electro Spindle Speed: 500 -10000rpm.
- 7.5Hp ( 5.5Kw ) Motor – ISO40.
- Powerful Windows® CAD/CAM with artistic, geometrical and parametric programming.
- Laser pointer for the vacuum cups positioning.
- Pneumatic clamps positioning.
- Wide aluminium working table, 20mm thickness.
- Tool magazine.

# LARGE MACHINERY



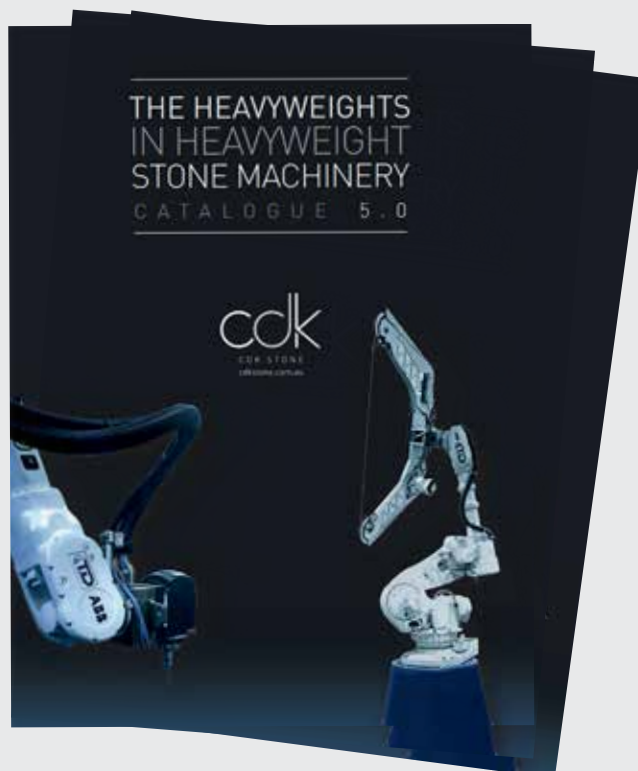
## MS45 MITRE SAW

Specifically designed for the Diarex® Group the MS45 Mitre Saw offers a range of features that sets it at the forefront of the market.

- Clamping feet can easily be moved to the perfect position.
- Special long-reach stops for clamping narrow pieces.
- Digital Blade RPM display.
- Digital Carriage feed speed display.
- Adjustable bridge alignment enables perfectly square cuts.
- Rack and pinion drive mechanism.
- Cables contained in caterpillar chain.
- Variable-speed blade motor to optimise cutting in all types of material.
- Solenoid valve controls water supply automatically.
- Adjustable motor mount allows perfect alignment of the blade.
- Adjustable bridge alignment enables perfectly square cuts.
- Adjustable clamping feet to hold any length of work piece firmly in place.
- Safety interlock prevents carriage from moving if work piece is not clamped.
- Programmable cutting length for semi-automatic operation.
- Protective splash screen along the entire front of the machine.

Code	
MS45	
Specifications	
Blade diameter	400mm
Max Cutting Length	3250mm
Max Cutting Depth	50mm

## STONE MACHINERY CATALOGUE AVAILABLE ON REQUEST



# DEDICATED SERVICE ON ALL YOUR MACHINERY

## SERVICE DEPARTMENT

- Advice on Factory Planning, Layout and OH&S
- Pre-Installation Site Inspections
- Organising / Overseeing Crane and Trucks
- Machine Loading, Unloading and Positioning
- Machine Installation and Technical Setup
- Relocating New and Used Machinery
- Ongoing Service Breakdowns & Maintenance
- Ongoing Spare Parts Support

## SOFTWARE AND AUTOMATION

- For Machinery, Office, Inventory and Production
- Laser Templators for On-Site Efficient Measuring
- Machine Software Updates and Expanded Functionality







---

**NATURAL STONE  
TOOLS & EQUIPMENT  
MACHINERY  
STONE CARE**

---



**Auckland**  
2/40 Canaveral Drive  
Rosedale  
Auckland

**Christchurch**  
40 Acheron Drive  
Riccarton  
Christchurch

**W** [www.cdkstone.co.nz](http://www.cdkstone.co.nz)  
**E** [sales@cdkstone.co.nz](mailto:sales@cdkstone.co.nz)  
**P** 0800 803 932