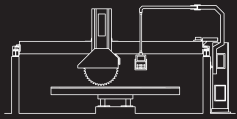


GMM
STONE MACHINERY

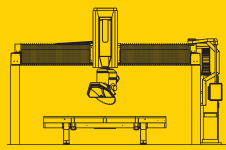
POWER & CONTROL

Egil 700 CN2

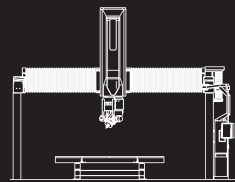
CNC 5-AXIS SAWING MACHINE / FRESA A PONTE CNC 5 ASSI



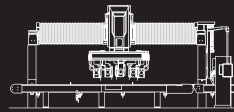
BRIDGE SAWING MACHINES
SEGATRICI A PONTE



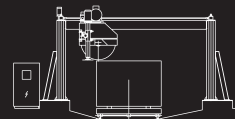
5-AXIS SAWING MACHINES
FRESE 5 ASSI




5-AXIS SHAPING MACHINES
SAGOMATRICI 5 ASSI



CUTTING CENTER MACHINES
CENTRI DI TAGLIO



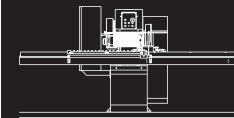
BLOCK CUTTER
TAGLIABLOCCHI



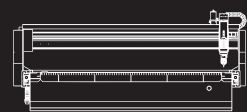
EDGE POLISHER / LUCIDACOSTE



CALIBRATING AND POLISHING MACHINES
CALIBRATRICI-LUCIDATRICI



LINES AND
COMPLEMENTARY MACHINERY
LINEE E MACCHINARI
COMPLEMENTARI



WATER JET



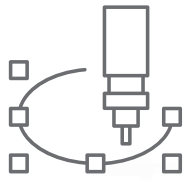
POWER & CONTROL



EXPERIENCE & QUALITY



TECHNOLOGY & INNOVATION




CNC
TECHNOLOGY



 YouTube





CNC 5-axis sawing machine

The Egil blends the ease of use of a traditional manual machine, with the high output operator free sawing cycles. Simple and intuitive programming enables owners and operators to get the most from the machine - featuring parametric drawings, Cuts From CAD, Contouring, Profiling and Shaping, Curb Programming, Drilling and lettering, and spiral work pieces, the machine can also be equipped (upon request) with a digital camera to provide a jpeg of the slab on screen, automatic movement/unloading of sawn pieces saving time, man power, and raw material by using integrated Vacuum head, auto tool changing with either ISO40 or simple magnetic connection, overlapping automatic table changing, a rodding device to create grooves in the underside of pieces, and even a lathe (gearbox driven or CNC).

- Fully interpolated 5 axis movement with rotating head with 370° range, inclination from 0°-90°.
- Hot dipped galvanized steel non rotating table with saw surface in either high density plastic or rubber matting (optional) with max blade size of 825 mm (32.5 in) with Z axis (rise and fall movement) 700 mm (27.5 in).
- The principle sections of the machine are made from solid cast with ancillary parts made up of hot dipped galvanized steel structures - supplied with folding door solid panel safety barriers.
- Fast and precise movements due to brushless motors with absolute encoders, recirculating ball bearing movement, precision gearboxes and interpolated axis from the CNC.
- Electro spindle running up to 6000 rpm with centre waterfeed and a 36x2 or 1/2 gas fitting. Or (on request) ISO40 cone fitting running at upto 8000rpm for automatic tool change.
- Suspended pendant with 15" TFT color touchscreen. Machine is equipped with USB/Ethernet port for easy loading of programs. Stainless steel electrical panel.



Fresa a ponte CNC 5 assi

La macchina unisce all'estrema facilità di utilizzo in manuale, una programmazione semplice ed intuitiva sia delle lavorazioni base che di quelle più avanzate, programmazione parametrica, tagli da cad, contornatura, profili e sagome, cordoli, forature, carotature, bassorilievi, scritte, torciglioni, e può essere integrata con varie funzionalità tra cui la fotografia lastra con camera digitale, lo spostamento pezzi con ventosa, lo scarico pezzi con ventosa, il cambio utensile automatico con cono ISO o magnetico, il rodding, lo scambiatore di tavole e il tornio.

- Testa orientabile di 370°, testa inclinabile di 90°.
- Banco fisso in acciaio zincato a caldo con copertura in PVC.
- Disco fino a 825 mm di diametro azionato da inverter.
- Corsa verticale (asse Z) da 700 mm.
- Tutte le strutture principali della macchina sono in fusione di ghisa.
- Barriera di sicurezza a pannelli in termoformato.
- Elevate velocità, massima precisione grazie ai motori brushless con encoder assoluti, guide a ricircolo di sfere, riduttori di precisione, interpolazione degli assi con CNC.
- Elettromandrino fino a 6.000 rpm con albero forato per passaggio acqua e attacco frese da 36x2 - 1/2" gas o cono ISO 40 8.000 rpm con cambio utensile automatico.



Sierra a puente CNC a 5 ejes

Egil une a la extrema facilidad de utilizo en manual, una programación simple e intuitiva sea en los trabajos básicos que en los más avanzados, programaciones paramétricas, cortes de cad, contorneado, perfiles y formas, perforación, bajorrelieve, escritura etc. y puede ser integrada con diferentes funciones entre las cuales, fotografías de la lamina con cámara digital, movimentación de las piezas con ventosa, descarga de piezas con ventosa, cambio de utensilio automático como ISO o magnético, el rodding, el intercambiador de mesas y el torno.

- Cabezal giratorio de 370°, cabezal basculante de 90°.
- Mesa fija en acero galvanizado en caliente con cobertura en leño o PVC (opcional).
- Disco hasta 825 mm. de diámetro accionado por invertir.
- Carrera vertical (eje Z) de 700 mm.
- Todas las estructuras principales de la maquina son en hierro fundido.
- Barreras de seguridad a libro.
- Elevada velocidad, máxima precisión gracias a los motores brushless con encoder absolutos, guías a recirculo de esferas, reductores de precisión, interpolación de los ejes con CNC.
- Electro mandril de 6.000 rpm con flecha perforada para el paso de agua y anclaje de la herramienta con rosca de 36x2 - 1/2 gas o con cono ISO 40 a 8.000 rpm para el cambio de utensilio automático.
- Consola pensil con video 15" TFT a colores touchscreen con puerto USB y cuadro eléctrico en acero inoxidable.



TECHNICAL DATA / DATI TECNICI

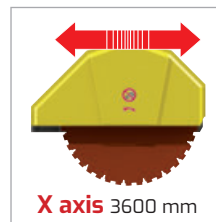
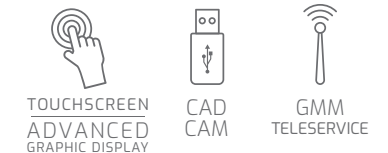
CUTTING STROKE OF THE BLADE (X AXIS) CORSA MASSIMA ORIZZONTALE DISCO (ASSE X)	3600 mm
MAXIMUM BRIDGE TRASLATION (Y AXIS) TRASLAZIONE MASSIMA DEL PONTE (ASSE Y)	2500-3660-4450 mm
MAXIMUM VERTICAL TRAVEL OF THE BLADE (Z AXIS) CORSA MASSIMA VERTICALE DISCO (ASSE Z)	700 mm
MAX ANGLE OF TILT HEAD (R AXIS) ANGOLO MASSIMO DI INCLINAZIONE DISCO (ASSE R)	0°±90°
MAXIMUM BLADE ROTATION (W AXIS) ANGOLO MASSIMO DI ORIENTAMENTO DISCO (ASSE W)	0°±370°
TIME TO ROTATE HEAD 90° (W AXIS) TEMPO PER RUOTARE IL DISCO DI 90° (ASSE W)	1,5 sec
MAXIMUM VERTICAL BLADE DIAMETER DIAMETRO MASSIMO DISCO VERTICALE	825 mm
BLADE HOLE DIAMETER DIAMETRO FORO	60 mm
BLADE LOCKING FLANGE DIAMETER DIAMETRO FLANGE DISCO	213 mm
MAXIMUM CUTTING DEPTH PROFONDITÀ DI TAGLIO MASSIMA	305 mm
TABLE DIMENSION DIMENSIONE DELLA TAVOLA	2000 x 3500 mm
POWER OF THE BLADE MOTOR POTENZA MOTORE DEL DISCO	23,5 (5 6) kW
BLADE SPEED VELOCITÀ DI ROTAZIONE DISCO REGOLABILE	800÷6000-8000* rpm
3 SECTIONS VACUUM SYSTEM - DISC CASING VENTOSA TRE ZONE - CARTER DISCO	Ø 625-725-825 mm
SLIDE CUT SPEED (X AXIS) VELOCITÀ DI TAGLIO DELLA SLITTA (ASSE X)	0÷35 m/min
BRIDGE TRANSLATION SPEED (Y AXIS) VELOCITÀ TRASLAZIONE DEL PONTE (ASSE Y)	0÷35 m/min
VERTICAL MOVEMENT SPEED (Z AXIS) VELOCITÀ MOVIMENTO VERTICALE DISCO (ASSE Z)	0÷7,5 m/min
TOTAL MACHINE MASS MASSA COMPLESSIVA	5500 kg
MACHINE PACKING DIMENSIONS VOLUME IMBALLO MACCHINA IN VERSIONE STANDARD	20' O.T. container

*OPTIONAL



Programming and control unit
15" touchscreen colour display with LAN connection and USB port.

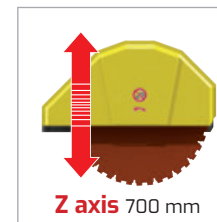
Unità di programmazione e controllo
Display TFT a colori da 15" touchscreen con connessione LAN e porta USB.



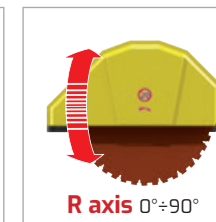
X axis 3600 mm



Y axis 2500-3660-4450 mm



Z axis 700 mm



R axis 0°±90°



W axis 0°±370°


TECHNOLOGY & INNOVATION



EXPERIENCE & QUALITY



POWER & CONTROL




Egil 700 CN2

STANDARD MACHINE PROGRAM / PROGRAMMA MACCHINA BASE


COD. MF 300



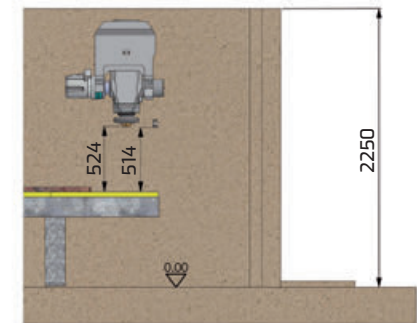
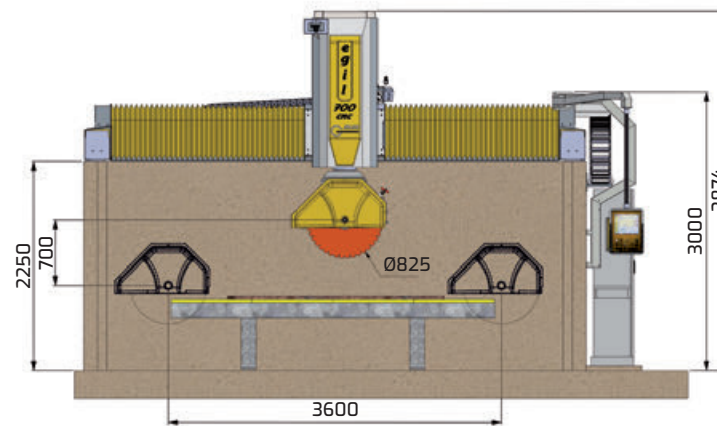
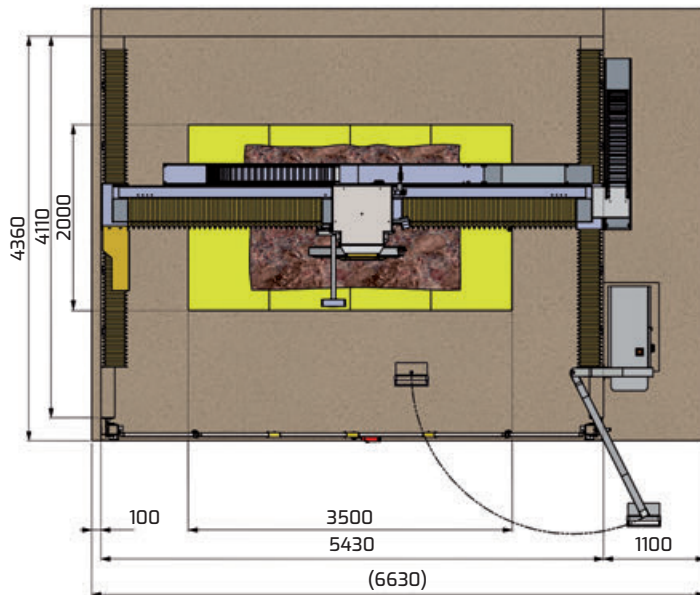
Single cut, multiple cuts, inclined or mitre cuts.
Taglio singolo, tagli multipli, tagli inclinati e obliqui.



Orthogonal cuts and polygons.
Tagli ortogonali e poligoni.



Circumferences, archs.
Circonferenze, archi.





POWER & CONTROL



EXPERIENCE & QUALITY



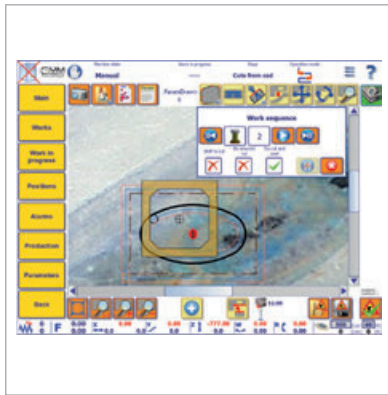
TECHNOLOGY & INNOVATION

OPTIONAL ON REQUEST / OPZIONALI A RICHIESTA

COD. A6446
CUTS FROM CAD
TAGLI DA CAD



COD. A6447
CONTOURING 2D
CONTORNATURA 2D



COD. A5501
TOOL DIAMETER CONTROL
LETTORE DIAMETRO UTENSILE



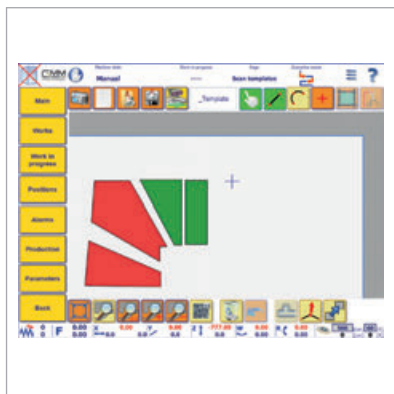
COD. A5504
SLAB THICKNESS READER
LETTORE SPESSORE LASTRA



COD. A5453
CAMERA ON BOARD
TELECAMERA



COD. A6423
OPTICAL TEMPLATE COPIER
RILEVATORE OTTICO DI DIME



COD. A1712
MAGNETIC TOOL CHANGER
CAMBIO UTENSILE MAGNETICO



COD. A1714
12-POSITION AUTOMATIC TOOL CHANGER
CAMBIO UTENSILE AUTOMATICO A 12 POSIZIONI




TECHNOLOGY & INNOVATION

EXPERIENCE & QUALITY

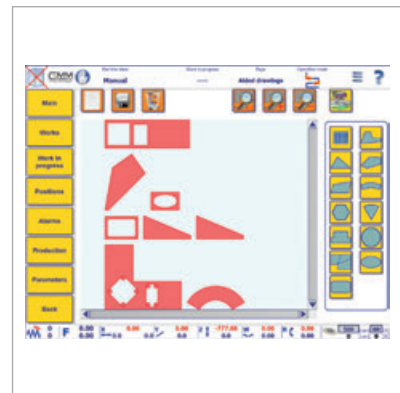
POWER & CONTROL

Egil 700 CN2

COD. A6443 - A6444
WORKS WITH CAD/CAM
LAVORAZIONI CAD/CAM



COD. A6450
PARAMETRIC PROGRAM
FIGURE PARAMETRICHE



COD. A7255
Ø 700 mm
BRUSHLESS LATHE
TORNIO BRUSHLESS



COD. A2108
HYDRAULIC TILTING TABLE
BANCO RIBALTABILE IDRAULICO
2000 x 3500 mm



COD. A1731
AUTOMATIC DISC CHANGER
CAMBIO AUTOMATICO DISCO





POWER & CONTROL



EXPERIENCE & QUALITY



TECHNOLOGY & INNOVATION

COD. A2805 (patent pending)
Rapid load/unload system
Scambiatore di pianali



Rapid load/unload system for slab using moving table tops.

Scambiatore di pianali portalastre (4) (Patent Pending). Sistema rapido di carico/scarico sopratavole portalastra.

COD. A9998
Belt feed cutting line
Linea di taglio con nastro



Cutting centre where the stone is transported into the cutting area, and after cutting cycle completes, out of the cutting area by a large dimension heavy duty belt instead of having a standard cutting table.

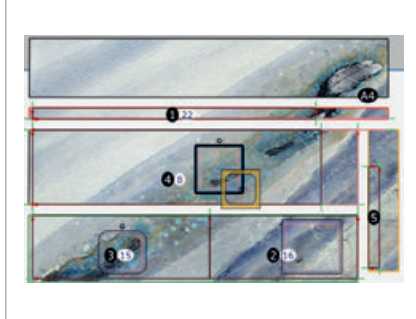
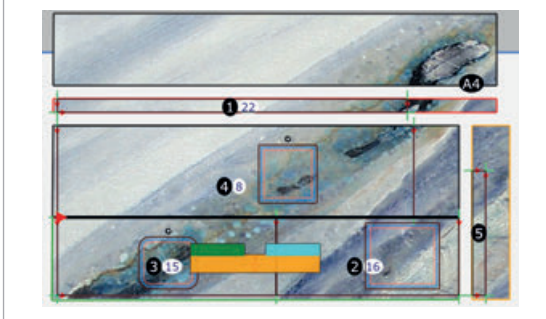
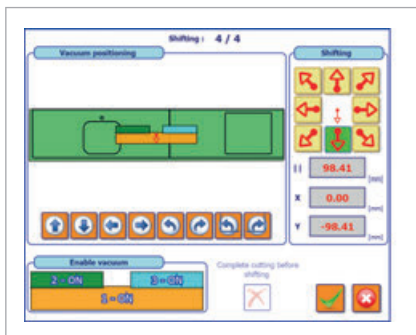
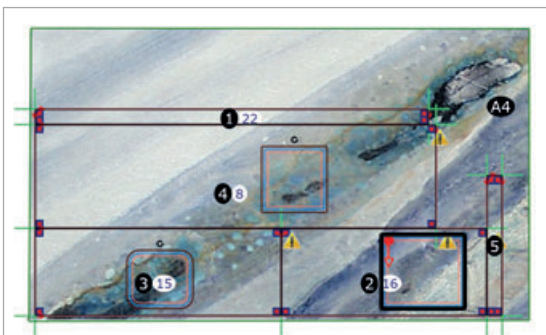
Centro di taglio con nastro trasportatore in sostituzione del banco standard.

Vacuum system
Ventose

COD. 2646
Ø 625 mm

COD. 2643
Ø 725 mm

COD. 2657
Ø 825 mm



Vacuum system with 3 sections, disc casing of Ø 625-725-825 mm instead of the standard one and related software. The vacuum head blade cover is made with a special alloy of cast aluminum, corrosion resistant, reinforced and ribbed.

Ventose: impianto a tre zone compreso relativo software di gestione e carter disco Ø 625-725-825 mm, in sostituzione dello standard, realizzato in lega speciale di alluminio pressofuso, resistente alla corrosione, rinforzato e nervato.

COD. A1701

Rodding unit
Unità operatrice rodding



Rodding unit - used to create grooves in the rear side of the work piece (to be used, for example for re enforcing weaker materials) using Ø 250 mm blade mounted on a 9.5 kW (12.75 hp) S6 motor.

Unità operatrice 'rodding' per eseguire la scanalatura di alloggiamento dei rinforzi metallici nella parte inferiore della lastra - Ø disco 250 mm - motore 9,5 kW S6.



GMM S.P.A.
HEADQUARTER
 Via Nuova, 155 - 28883 Gravelona Toce (VB) ITALY
 Tel. +39 0323 849711 - Fax +39 0323 864517
gmm@gmm.it - www.gmm.it

GMM S.P.A. SCHIO
BUSINESS UNIT
 Via Lago di Misurina, 72 - 36015 Schio (VI) ITALY
 Tel. +39 0445 576226 - Fax. +39 0445 576244
gmm@gmm.it - www.gmm.it

MECTOCE S.R.L.
PRODUCTION UNIT
 Via Caduti del Lavoro, 20/22 - 28886 Pieve Vergonte (VB) ITALY
 Tel. +39 0324 86312 - Fax +39 0324 869677
informazioni@mectoce.it - www.mectoce.it

GMM STEINBEARBEITUNGSMASCHINEN GMBH
COMMERCIAL / AFTER SALES UNIT
 Karlshöhlchen 6
 76872 Freckenfeld
 GERMANY
 Tel. +49 6340 7119652
info@gmm-steinbearbeitung.de
www.gmm-steinbearbeitung.de

WPA WATERJET PRODUCTION ACADEMY GMBH
DISTRIBUTOR
 Zeppelinstraße 7a
 76185 Karlsruhe
 GERMANY
 Tel. +49(0)721 46466226
info@wpa-gmbh.com
www.wpa-gmbh.com

GMM USA INC.
COMMERCIAL / AFTER SALES UNIT
 8610 Airpark West Drive
 Suite 100
 Charlotte, NC 28214
 USA
 Tel. +1 980 242 2969
info.gmmusa@gmm.it
www.gmm.it

TECHNI WATERJET LLC
COMMERCIAL / AFTER SALES UNIT
 8610 Airpark West Drive
 Suite 100
 Charlotte, NC 28214
 USA
 Tel. +1 980 242 2969
enquiry@techniwaterjet.com
www.techniwaterjet.com

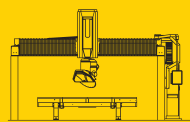
TECHNI WATERJET LTD.
PRODUCTION UNIT
 300/21 MOO 1, Tambol Tasith
 Ampur Pluakdaeng, Rayong,
 THAILAND 21140
 Tel. +66 (0) 33 012 561-4
 Fax +66 (0) 33 012 565
sales@techniwaterjet.com
www.techniwaterjet.com

TECHNI WATERJET LTD.
MELBOURNE HEAD OFFICE
 47 Barry Rd.
 Campbellfield - VICTORIA
 AUSTRALIA 3061
 Tel. +61 3 9357 8360
 Fax +61 3 9357 0446
www.techniwaterjet.com

GMM INTERNATIONAL LTD.
COMMERCIAL / AFTER SALES UNIT
 Unit 1717, New Tech Plaza, 34
 Tai Yau Street, Kowloon
 HONG KONG
 Tel. +852 2366 6386
info@gmm.com.hk
www.gmmchina.cn

GMM (QUANZHOU) LTD.
COMMERCIAL / AFTER SALES UNIT
 No.3C-1, Phase 2, Cathay Stone Mall,
 Shuitou Town, Nan'an City,
 Fujian Province,
 CHINA 362342
 Tel. +86 595 8609 7072
info@gmmchina.cn
www.gmmchina.cn

Egil 700 CN2



5-AXIS SAWING MACHINES / FRESE 5 ASSI

Brio Easy 400 CN2 | Extra 400 CN2 | Intra 520 CN2 | Intra 520 XL CN2

Technical data are not binding and may be changed by GMM without prior notice.
 I dati tecnici non sono impegnativi e possono essere modificati da GMM senza preavviso.

IMPORTANT: machines displayed in the present catalogue are without safety barriers in order to ensure the perfect vision of all the details of the machine. All machines will be delivered and installed with safety barriers as per current legislation. The data in the present catalogue may vary without notice due to continuous update of technology.

IMPORTANTE: alcune macchine sono sprovviste di alcune protezioni per meglio evidenziare le caratteristiche del prodotto. Alla consegna e alla installazione, tutte le macchine saranno munite delle protezioni secondo le vigenti norme di legge. I dati del presente depliant non sono impegnativi perché soggetti a possibili variazioni senza preavviso per aggiornamenti e continue evoluzioni tecnologiche.

ISO 9001

BUREAU VERITAS
 Certification



Member of
 CONFINDUSTRIA MARMOMACCHINE
 ASSOCIAMACCHINE



ISO 9001:2015 - Certificato N°IT234871