

# HOW TO FIND YOUR BRACELET SIZE

EN

## 1. MEASURE THE LENGTH OF ONE OF YOUR OWN BRACELETS


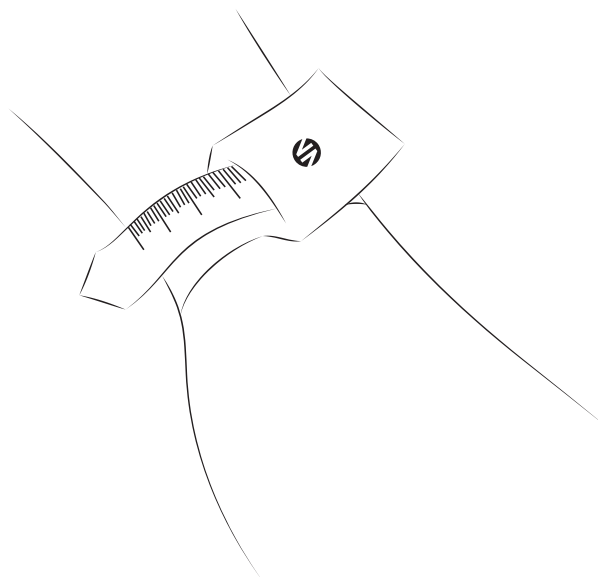
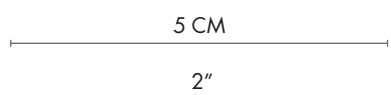
- If you already have a bracelet of the desired size, lay it on a smooth surface and measure it with a ruler or a measuring tape from one end to the other, including the closure.
- Take note of the length and choose the Nomination bracelet that best matches that length.

## 2. MEASURE THE CIRCUMFERENCE OF YOUR WRIST

You can use our **measuring tool** to measure the circumference of your wrist.

- Print out this page on an A4 sheet of paper. Remember to select print at 100% (Do not resize page).\*
  - Carefully cut the measuring tool along the lines. Make a small cut under the dotted line.
  - Wrap the measuring tool around your wrist at the point where you would like to wear the bracelet.
  - Insert the skinny end of the measuring tool in the cut and pull it through to get the fit you want, snug but comfortable at the point where you want to wear the bracelet.
- Before choosing the your size, think about how you would like to wear it: snug on your wrist or a little loose.
- Take note of the length that you measured and choose your bracelet in the right size for you.

\* To ensure that your print settings are correct, measure the lines below on your print out to ensure that they correspond to 5 cm or 2 inches.



NOMINATION  
ITALY

# HOW TO CREATE YOUR COMPOSABLE BRACELET

---

IF YOU ARE CREATING A COMPOSABLE BRACELET FROM OUR WEBSITE YOU CAN CHOOSE FROM THE FOLLOWING BRACELET BASE SIZES:

- JUNIOR: length: 13 cm, the bracelet is made up of 15 links;
- SMALL: length: 15 cm, the bracelet is made up of 17 links;
- MEDIUM: length: 17 cm, ; the bracelet is made up of 19 links;
- LARGE: length: 19 cm, the bracelet is made up of 21 links;
- XLGE: length: 21 cm, the bracelet is made up of 23 links;

If you are undecided between two sizes, we recommend you choose the larger. This way if the bracelet is too big then you can simply remove one of the links to make it the perfect size.

You can easily add and remove links on your Composable bracelet on your own, thanks to the special mechanism that holds the links together.

The size of the bracelet base you order is prior to adding composable links. Each composable link is approx 1cm (1.9 for doubles). Therefore if you order 2 decorated composable links and your wrist circumference is 17cm, you would order a Small bracelet base (15cm) to add your links to.

