



Winter 2024 Cottage Classes



WELCOME

What an anniversary year it's been! Thank you for being part of our anniversary celebrations! As we close out our milestone, 30th anniversary year, we are thrilled to look to the future.

Starting a new year with fresh and inspiring classes is a great way to stimulate creativity and broaden knowledge.

Welcome to our captivating brochure. Within these pages, you'll uncover a treasure trove of classes, clubs, events, sales, and tantalizing hints about future travel destinations. Get ready to dive in and embark on an incredible journey of discovery.

Discover a new and exciting hobby with our diverse selection of classes and clubs! Whether you're a beginner or a seasoned pro, we have something for you – from the curious to the creative. Attend in-store or join from the comfort of your own home via Zoom. Get ready to add some spice to your life!

Our beginner classes will teach you all the ins and outs of quilting, from picking the perfect fabrics to cutting and piecing like a pro.

We have advanced classes for those who want to delve deeper into quilting. You'll find paper piecing, applique, free-motion and thread play, as well as more challenging quilt projects, bag making and even garment creations!

We'll continue our series classes with the *2 Hamster* classes, *Tucker University*, rug making, bag construction and our machine embroidery classes, events and clubs.

How about our new summer camp for your child or grandchild? We've got that too! What a thrill to introduce new quilters to the craft we love so much!

Whether you're looking to learn, connect, shop, or explore, this brochure has it all. Discover a world of classes that inspire, clubs that unite, events that thrill, sales that entice, and a future of travel that promises awe-inspiring experiences. Get ready to embrace every opportunity and make the most of what life has to offer.

So what are you waiting for? Explore the pages ahead and start planning your journey toward an exciting, and fulfilling Winter season. The possibilities are endless, and your adventure begins now!



Enjoy Team Lori's Country Cottage

Licence to Learn

Your Gateway to All The Classes

**Only
\$225**

Unlock your potential with our *License to Learn!* The *Licence to Learn* allows you access to all of our courses – at no additional cost to you! Don't miss out on this incredible opportunity to expand your horizons!

Discover new passions and explore personal growth through a wide range of classes, unlocking your potential and igniting a journey of self-discovery.



- Lori's reserves the right to revoke a *Licence to Learn* if two class sessions are missed.
- Licence to Learn are NOT valid for Clubs, Events, Retreats or Travel
- Non-transferable & cannot be combined with any other offers
- Valid until June 30, 2024

On sale until January 31st

TABLE OF CONTENTS

BASICS

- | | |
|---|---|
| 13 Beginner Machine Applique | 18 Perfect Endings |
| 14 Basics of Quilting - Fun & Finished | 20 Thread Play - Me & My Machine |
| 15 Beyond the Basics | |
| 16 Boardwalk Placemats & Table Runner | |
| 17 Drop Those Dogs -Free Motion Quilting | |

CLUBS

- 54** English Paper Piecing Club
- 55** Judy's Junkies Club
- 56** Machine Embroidery Club

EVENTS

- | | |
|--|--------------------------------------|
| 61 Annual Schoolhouse | 63 Junior Quilter Summer Camp |
| 64 Christmas in August | 52 Piece of Cake BBM |
| 36 Quilting Sale - Clean Out Your Closet | |
| 64 Quilting Sale - Made in Canada | |
| 59 Day at the Spa Kimberbell Event | |
| 60 Easter Tier Tray Kimberbell Event | |
| 64 Gingerbread Christmas Kimberbell Event | |

IMPORTANT NEWS

- | | |
|--|------------------------------------|
| 50-51 Block of the Month Programs | 45 Monthly Temperature Sale |
| 11 Class Policies | 08 Quilt Retreats |
| 49 Custom Machine Quilting | 57 Sewing Machine Clinic |
| 44 Happy Birthday to You | 09 Sew Days |
| 03 Licence to Learn | 21 Social Media |
| 62 Longest Day of the Year Sale | 6-7 Travel |

MACHINE EMBROIDERY

- 47 Digital Deal Exclusive
- 47 Mini Quilts
- 48 Quilting Through the Seasons

SKILL BUILDERS

- 38 Bag Ladies Bootcamp - Haralson Crossbody Belt Bag #3
- 39 Bag Ladies Bootcamp - Castell Day Bag
- 41 My Two Hamsters - Caddy Pad 43-44 Tucker University
- 40 My Two Hamsters - Rope Bowl
- 41 My Two Hamsters - Basket of Charms

QUILTS & MORE

- 23 Big Mouth Bag
- 24 Driftwood
- 25 Exploding Heart
- 26 Four Seasons
- 35 Mav Bag
- 27 Migrating Geese
- 28 Picket
- 29 Quilted Coat
- 42 Rag Rugs - Twined Rug
- 42 Rag Rugs - Student's Choice
- 30 Riptide
- 31 Rocky Mountain Bear Claw
- 32 Seaside Park
- 33 Spools
- 34 Striped Surprise
- 19 Take Four Placemats

4 Exciting hosted trips planned!



Plan to join us!

If you've been dreaming of travelling

Join us and turn your travel dreams into a reality!

JOIN US OCTOBER 4-13, 2024

Explore

**AMISH COUNTRY
COUPLES TOUR
PENNSYLVANIA**



Quilting Retreat At Sea

**January 4-12, 2025
Celebrity Reflection**



We'll take care of all the planning, just pack your bags and get ready to go!

Check the website for more information

www.loriscountrycottage.com or call 780-464-9697

let's go
travel

Join our trips!



Danube Christmas Market Luxury River Cruise with Prague Tour

Dec 6 - 16, 2025



SAVE THE DATE



Explore

**AMISH COUNTRY LADIES TOUR
PENNSYLVANIA**

Dates TBA May 2025

We'll take care of all the planning, just pack your bags and get ready to go!

Check the website for more information
www.loriscountrycottage.com or call 780-464-9697

Page 7

Join a quilting retreat



February 9-11, 2024
or
November 15-17, 2024
Providence Renewal Center

Take a moment to unwind and recharge. Enjoy some quiet time sewing or simply relax without any distractions. There's no need to worry about cooking or anyone vying for your attention.

Option #1
Double
Occupancy
Private Bathroom

Option #2
Single Occupancy
Private Bathroom

Option #3
Sewing only
+6 meals

All options include meals and sewing all day!





SEW DAYS

Invite your friends or make new friends with set aside time to sew!

Every 1st Tuesday & 3rd
Thursday of the month
10-4 pm

Only \$10 per visit
Receive a \$10
coupon to spend
each
Sew Day!

Regular Store Hours

M-F 10 - 5 Th 10-7

Sat 10-5

Closed Sunday

Easter Weekend

Good Friday Mar 29 - Closed

Sat Mar 30 - 10am - 5pm

Easter Sun Mar 31 - Closed

Easter Mon Apr 01 - Closed

Closed Holidays

Feb 19, May 20, July 1, Aug 5,
Sept 2

HELLO
WINTER

Open 24 hours at: www.loriscountrycottage.com

Thank
you!



for supporting our woman owned, woman
powered, independent,
small business!

Would you consider leaving us a Google review?



Just go to Google.com and search for
Lori's Country Cottage, scroll down on our
profile and click 'write review'

Class Policies

Please read carefully before registering for classes.

- To guarantee your place in a class, payment must be made at the time of registration. Registrations are accepted online, instore or by phone.
- There are no refunds on registrations. If you are unable to attend a class, you may have a friend take your place. VIP Licence To Learn registrations exempt.
- If minimum enrolment is not met, we reserve the right to cancel the class. In this case a full tuition refund will be given.
- The first class for all classes, In Person AND Zoom, will be held at the store. The instructor will let you know if your sewing machine is required for this class. This class will have you prepared for your project as well as allocate time to purchase your supplies at a 20% discount.
- *Lori's Country Cottage aims to keep the cost of classes down, so we require that your supplies be purchased from Lori's Country Cottage.*
- Do not purchase your materials until the first class.
- Due to copyright laws, class participants are required to have the pattern or book if applicable.
- No children, babies or guests in class. Teens 16 years and older are welcome in our adult classes.
- Please leave the store number at home for emergencies and have your cell phone turned off during class.
- Please be prompt for on-time start to classes and attend all sessions.
- Sanitizing product will be supplied. Masks are optional and we ask that everyone be respectful of anyone who continues to wear a mask.
- Please stay home if you feel unwell. While particular discipline may reduce risk, each participant assumes all risk should they be exposed to viruses.




Class Standards

Beginner	Some Knowledge of a sewing machine.
Advanced Beginner	Has taken a beginner class and is ready to try new projects.
Intermediate	Has made several projects and is comfortable learning new techniques.
Challenging	Ready to try something difficult.

BASICS

Whether you're taking your first steps into the world of quilting and sewing or just in need of a refresher, our *Basics* offer a comprehensive resource to help you improve your skills. With practice comes progress, so we suggest starting with simpler projects before tackling more intricate designs. Joining our quilting community promises an abundance of support and inspiration as you continue to explore these timeless crafts. Don't forget to take advantage of our License to Learn, valid on all Basic Classes – start your creative journey today!



BEGINNER MACHINE APPLIQUÉ

Instructor: Barb Leger

\$80

Skill Level: Confident Beginner

Hey there, crafty buddies! Ready to take your sewing game to the next level with machine appliqué? I've got the perfect project for you, and it's as cute as a button! But before you start stitching up those fancy bags, let's dive into the basics in our first class.

We'll get hands-on with fusible webbing and pick up some cutting tips. In the second class, we'll kick things up a notch and set up your machine, then practice the satin stitch. Don't worry, your machine only needs a zigzag stitch and the ability to adjust stitch width and length. We'll cover it all, from straight lines to wavy curves, inside and outside corners, and even pointy bits. In the final class, we'll put all these skills to work and create a stunning velvet wine bag. You can choose from either gnome or both! Get ready to shine with your finished size of 6" x 16".



Class 1 Tue Apr 9 10 am – 12 pm

Classes 2-3 Tue Apr 16 & 23 10 am – 1 pm



BASICS OF QUILTING - FUN & FINISHED

Instructor: Gail Schaffler

\$180

Skill Level: Beginner

Have you been wanting to learn to quilt or maybe wanted a refresher of your quilting skills? Then this is the class for you! During the 6 classes, students learn rotary cutting, how to follow a pattern, block construction, quilt assembly and how to attach borders.

During the class, students will also learn simple quilting and bind a sample to keep and use as a reference for future projects. Learn how to navigate corners for a nice square quilt and how to expertly hand stitch a binding.



On another sample, students will practice sewing a 2 color machine sewn binding and learn how to join the binding ends on a quilt. In the final class, students will stitch their binding onto the beautiful quilt they have made.

The pattern we will be using is *Tranquility*.

All students will make the throw size quilt that finishes at approx. 51.5" x 71.5".

Class 1 Sun Mar 10 1 - 4 pm

Classes 2 - 6 Sun Mar 17, 24, Apr 7, 14, 28 1 - 4 pm

BEYOND THE BASICS

Instructor: Gail Schaffler

\$90

Skill Level: Confident Beginner



If you'd like to build upon the basics of quilting and continue learning, this class is a great choice. Students will learn to make half square triangles, a very common unit in quilting, and will enhance their piecing skills. Gail has designed this exclusive pattern to utilize these units as well as provide multiple opportunities for individuality with 32 layouts. The pattern we will be using is *Three and Change*. The design choice is yours! Finished size of quilt approx. 56" x 71".




Class 1 Sat Mar 9 9 am - 12 pm

Class 2 & 3 Sat Mar 23, Apr 6 9 am - 12 pm

OR

Class 1 Mon Apr 8 6 - 9 pm

Class 2 & 3 Mon Apr 15, 29 6 - 9 pm



BOARDWALK PLACEMATS & TABLE RUNNER

Instructor: Laurie Folliott

\$50


Skill Level: Beginner



Looking to freshen up your table for spring? This beginner-friendly project is a lovely modern set of tableware! The quick strip-piecing method means this project goes together quickly, and you should be able to finish at least the 18-½"x42" table runner in a single class. The fun is in the colour selection, choosing pops of colour against the neutral background. Come and enjoy a quick class with like-minded people!

Class 1 Thu May 30 5 - 7 pm

Class 2 Sat Jun 1 9 am - noon



“DROP THOSE DOGS” (FREE MOTION QUILTING)

Instructor: Linda Kvill

\$40

Skill Level: Beginner

Discover the Art of "Free Motion Domestic Machine Quilting" in Just Two Fun Evenings! Join Linda as she guides you through the creative world of free motion domestic machine quilting using your darning or stippling foot. During the first class, Linda will discuss her preferred sewing machine feet and patterns. You'll have the opportunity to see and try Linda's favorite patterns, including meandering, pebbles, leaves, loops, hearts, flowers, and stars.



The second class is all about tapping into your creativity and using fabric to design something unique. Bring your project to class and learn how to free motion quilt with your distinct style. You will feel confident and inspired to explore your newfound skills, opening up a whole new world of creativity!

Classes Tue Feb 13 & 27 6 -8 pm



PERFECT ENDINGS

Instructor: Barb Leger

\$70

Skill Level: Confident Beginner

This class is designed for individuals who need a refresher on how to finish a quilt, or for those who are eager to acquire new skills! The class will run a full day and is packed with techniques that will be of great value. You will receive an email containing a list of supplies needed to create small samples of all the techniques covered in the class.

During the course, you will learn and create samples of diagonal seams, mitered corners, joining binding, continuous bias binding, two-color binding, invisible hand stitching, and a hanging sleeve for wall hangings. Don't miss out on this opportunity to learn a variety of techniques and enhance your quilting expertise!

Class Fri Mar 22 9 am – 4 pm



TAKE FOUR PLACEMATS

Instructor: Laurie Folliott

\$50

Skill Level: All skill levels

Whether you're a novice or an experienced quilter, take advantage of this exciting opportunity to create new table settings for the season. With the *Take Four* method, four fabrics are combined to make four distinct placemats. The pattern offers five variations to suit your style and skill level. The focus is on nesting seams for precise corners, so this is a great chance to learn or refine your techniques on a smaller project. In just one session, you'll complete the tops and be ready for the next step – quilting!

Class 1 Tue Apr 30 6 - 8 pm

Class 2 Sat May 4 9 am - noon



THREAD PLAY - ME & MY MACHINE

Instructor: Linda Kvill

\$40

Skill Level: Confident Beginner

Once upon a time, silk thread was the star of the show in China, while the ancient Egyptians were the champions of cotton and linen tapestries. Fast forward to today, and we've got magic machines that can digitally print stunning pictures, without breaking a sweat. If you're like me, you want to channel the creativity and passion of our tapestry-making ancestors. So, let's fire up our trusty sewing machine and get crackin' with a darning or open toe foot. With a little inspiration and a whole lot of thread, we can whip up some beautiful images that will make our ancestors proud. I'm bursting with excitement to share my love for this craft with you!

Classes Tue May 22 & 29 6-8pm



Follow us on social media?



Tune into Facebook Monday to Friday
at 9:30 am for all our Facebook Live &
How To's Day Posts



How to follow us on Instagram:

In Instagram search for Lori's Country Cottage;
click 'follow' in the blue bar.



How to Follow us on YouTube:

On YouTube search for Lori's Country Cottage;
scroll down and click 'SUBSCRIBE' in the red
box.



How to follow us on Facebook:

In Facebook click on the magnifying glass; type
Lori's Country Cottage; click on 'Lori's Country
Cottage'; click 'follow'

To be notified when we go Live:

Search Lori's Country Cottage; Click on 'Lori's Country Cottage';
Click the three dots ... ;

Click 'follow settings'; scroll down to 'notifications'; click 'posts -
standard'; click 'video - all notifications'; click 'live video - all
notifications'; click 'update' at the bottom.

QUILTS & MORE

Enrolling in a sewing class can provide you with a supportive community of fellow learners, recommendations to specialized equipment, and expert guidance. It's a chance to learn new techniques, troubleshoot problems, and exchange ideas. Plus, it's a fun and social activity that can help you build new friendships and connections.

Whether you're a beginner or an experienced sewer, a class can help you take your skills to the next level. You'll have the opportunity to experiment with different fabrics, patterns, and styles, and learn how to customize your projects to fit your unique needs and preferences. And as you progress, you'll gain a sense of pride and accomplishment in your growing abilities. So if you're looking to improve your skills, consider taking the scenic route and enrolling in a class. Your journey will be filled with new experiences, challenges and rewards as your sewing skills flourish with each stitch.

Reminder the "License to Learn" is valid on all classes in this section.

BIG MOUTH BAG

Instructors: Jameica Warburton & Sandy Davis

\$70

Skill Level: Beginner

Are you tired of lugging around a whole toolbox to your quilting retreats and classes? Do rulers, pins, cutters, and tape measures seem to multiply into a chaotic mess? Say no more! Join the *Bag Ladies* for a day of giggles and creativity as we construct the ultimate *Big Mouth Bag*! This magnificent bag will fit even the longest ruler, while keeping those pesky little items safely in their own pockets. Say goodbye to clutter and hello to convenience with this must-have bag!

Class: Fri Apr 5 9 am - 4 pm



DRIFTWOOD

Instructor: Barb Leger

\$110

Skill Level: Intermediate

Choose a jelly roll or bust your stash and cut your own 2 ½" strips, then add a pop of contrast. Either bright or muted tones work well in this quilt.

You will become an expert at adding triangles to corners and be able to create this quilt in any size.

Sample Size 55" x 70" (many size options available).



Class 1 Fri Feb 2 1-3 pm

Class 2-4 Fri Feb 16, 23 & Mar 1 1-4 pm

EXPLODING HEART

Instructor: Brenda Boychuk

\$120

Skill Level: Confident Beginner

When Brenda was down at Quilt Market she saw the *Exploding Heart* quilt hanging in a booth and decided right then that she had to make the quilt. It is a beautiful quilt to keep for yourself or maybe give to a special person or couple. The finished quilt is 72" x 72" making it a nice size for a wall hanging, for two special people to cuddle under or to use on the top on your bed. Brenda will be teaching you how to make this quilt using the *Tucker Trimmer* ruler, making it a good opportunity to pull out your ruler and put it to work. Please join Brenda for a fun class to make this beautiful quilt.



In Person & Zoom

Class 1 Wed Feb 7 6 - 9 pm

Classes 2-4 Wed Feb 21, 28, Mar 6 6 - 9 pm



FOUR SEASONS

Instructor: Brenda Boychuk

\$120

Skill Level: Intermediate

Earlier this year Brenda had the opportunity to spend some time with Jacqueline de Jonge and learn how to make her quilts from the designer herself.

Join Brenda's class, sharing her newfound knowledge and expand your quilting skills! The class project will involve creating a paper pieced table runner, using Jacqueline's *Four Seasons* pattern. Once the papers are removed, you'll have the opportunity to work on sewing curved seams and inseting circles. Impress your loved ones with your newfound quilting skills by showcasing your gorgeous 20" x 60 1/2" table runner in your home.

In Person & Zoom

Class 1 Wed Mar 13 - 6-9pm

Classes 2-4 Wed Mar 27, Apr 10, 17 - 6-9pm



MIGRATING GEESE


Instructor: Gail Schaffler

\$90

Skill Level: Confident Beginner

Get ready to soar with the geese! Learn the technique of creating a tower of Migrating Geese, as taught as a bonus project in Tucker University Year 1.

You'll use this technique to whip up a stunning quilt with a towering geese formation amidst elegant strips. Its easy-to-follow construction will make it a go-to quilt pattern for years to come. Get ready to snuggle up with this beauty measuring approximately 52"x72"! No previous Tucker University experience required.



Class 1 Tue Apr 16 6-9 pm

Class 2 Sat May 11 10 am - 4 pm

PICKET

Instructor: Barb Leger

\$110

Skill Level: Intermediate

Admire the gorgeous flowers enclosed by the picket fence! While this quilt may be more demanding than others, I can help you conquer it by breaking it into smaller, more approachable segments.

You will make snowball blocks, flying geese and build your quilt on point. Let's make it a garden party!

Sample Size 72" x 72"
(smaller option available).

Class 1 Wed Feb 21 1-3 pm

Class 2-4 Wed Mar 6, 13, & 27 1-4 pm



QUILTED COAT

Instructor: Brenda Boychuk

\$150


Skill Level: Intermediate

Are you head over heels for those gorgeous quilted coats that are all the rage? Then you won't want to miss out on Brenda's class where she'll teach you how to piece the fabric together using *Quiltsmart's* amazing interfacing - making the whole process a breeze!

Once your fabric is ready, we'll get to cutting out the coat pieces and sewing them up into a stunning garment that'll keep you cozy for years to come. Plus, we've got plenty of time between classes for you to add your own personal touch with some quilting. Get ready to strut your stuff in your new favourite coat!

Class 1 Wed Mar 20 6 - 9 pm

Classes 2-5 Wed Apr 3, May 1 & 8,
15 6 - 9 pm



RIPTIDE

Instructor: Brenda Boychuk

\$125

Skill Level: Intermediate

Make a beautiful lap or wall-sized quilt with Brenda! Get ready to be dazzled by Brenda's amazing sample quilt that flaunts a stunning spectrum of rainbow hues. But wait, there's more! It's equally breathtaking in one color, as seen on the cover. Brenda's here to guide you every step of the way, even through the challenging curved pieces. One thing to keep in mind for this class: You need some prior experience with contemporary paper piecing. Let's get this quilt party started!




SEW MUCH
fabric
SEW
little time



In Person & Zoom

Class 1 Wed Jan 10 6 - 8pm

Classes 2-4 Wed Jan 17, 24 & 31 6 - 9 pm



ROCKY MOUNTAIN BEAR CLAW

Instructor: Brenda Boychuk

\$120

Skill Level: Intermediate

Get ready to level up your quilting game with the *Rocky Mountain Bear Claw* pattern — a jaw-dropping design created by the legendary Judy Niemeyer of *Quiltworx!* This pattern is perfect for mastering the art of curved paper piecing.

You'll get six paper squares, giving you the creative freedom to whip up a table runner, foot-of-the-bed runner, or pillows! Brenda will guide you through every step of the process, from cutting the papers and fabric to bringing those breathtaking blocks together.

The final dimensions of the table runner, if you sew all four squares together, will be a whopping 21" x 72". Get ready to stun your friends with your new quilting skills!

In Person & Zoom

Class 1 Thu Feb 29 6 - 9 pm

Classes 2-4 Thu Mar 14, 21, 28 6 - 9 pm



SEASIDE PARK

Instructor: Barb Leger

\$80

Skill Level: Confident Beginner

Want to whip up a snazzy quilt but don't have hours to spare? Ta-da, I've got the perfect pattern for you! It's the ultimate triple threat: quick cutting, speedy finishing, and loads of fun. Plus, this versatile pattern works for more than just quilts—I even used it for a table runner! And don't fret about fabric: this one's a fat quarter feast. Let's dig in and make your stash proud! Project size? a sweet 55" x 66".

Class 1 Tue Jan 9 1-3 pm

Classes 2-3 Tue Jan 16 & 23 1-4 pm



SPOOLS

Instructor: Barb Leger

\$80

Skill Level: Confident Beginner

Are you having a hard time spotting the spools? Don't worry, it happens to everyone at first. But once you find them, it's like they're everywhere! You can choose from a variety of fat quarters to make your spools unique and eye-catching. Let's get started, it's easy, so let's have some fun together! The finished size of the quilt is 60" x 60", while the sample size is 60" x 74".



Class 1 Wed Feb 7 1-3 pm

Class 2-3 Wed Feb 14 & 28 1-4 pm




STRIPED SURPRISE

Instructor: Barb Leger

\$110



Skill Level: Confident Beginner

Remember Strip Surprise 2.0 from last session? This quilt is made from the same pattern only this time we are going to make the one on the cover. If you prefer the 2.0 version, you may make that instead – or as well! Both are vibrant quilts constructed from a jelly roll and a contrast colour (in my case - black). It's easier than it looks! Sample Size is 54" x 78" with changes made. Pattern size 60" x 77"



Class 1 Tue Mar 5 1-3 pm

Classes 2-4 Tue Mar 12, 19 & 26 1-4 pm



THE MAV BAG

Instructors: Jameica Warburton & Sandy Davis

\$70

Skill Level: Challenging

Join Jameica and Sandy in Crafting a Stylish Cross-Body Bag

This compact cross-body bag may be small, but it can hold all of your daily essentials, including your phone, wallet, keys, and perhaps even a tasty treat. It's the perfect accessory for when you're on the go. In a one-day class, Sandy and Jameica will walk you through the process of creating this fun bag. They'll share some insider tips and tricks to help make the more challenging steps less daunting. Crafted from vinyl, these bags are ideal for any weather and are resistant to spills or messes that could happen throughout the day.

Class Fri April 19 9am - 4pm

Bag making knowledge is highly recommended. Some of the skills required to make this bag are NOT beginner bag maker friendly.

Prerequisites: Your sewing machine must have a walking foot or be able to sew through multiple layers.





SAVE ON QUILTING!

CLEAN OUT YOUR CLOSET

Annual

Custom Machine Quilting Sale!

January 2 - February 3

1 Quilt Save 5%

2 Quilts Save 10%

3 or More Quilts Save 15%

The more quilts you have quilted
the more you save!

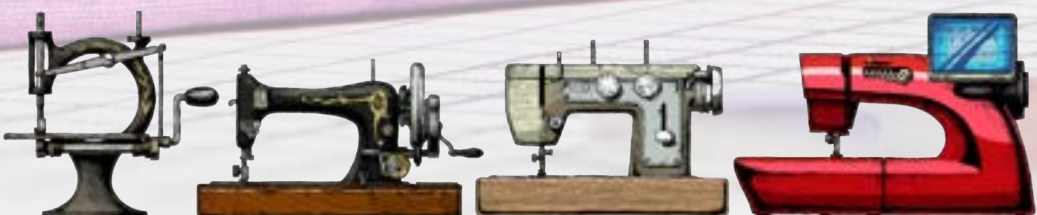
Book your consultation today! 780-464-9697

SKILL BUILDERS COLLECTION

Our skill builders class series are specifically designed to help you gradually and consistently improve your skills. Each series offers a unique theme that allows you to refine your skills as you advance through each level, building upon what you've learned before.

Whether you're a beginner or an advanced learner, these progressive class series have something to offer for everyone. Why not take the first step towards mastering a new skill today?

The License to Learn is valid on all Skill Builders.



"CRAZY BAG LADIES BOOT CAMP" SERIES

Instructors: Jameica Warburton
& Sandy Davis

Indulge in the art of bag-making, beginning with the fundamentals of stabilizers and progressing towards the enchanting realm of zippers and hardware. Accompanied by the knowledgeable duo of Sandy and Jameica, you'll discover the secrets of their craft, honed over



years of experience. Allow these enchantresses to guide you through the labyrinthine paths of bag-making, as you explore and uncover the techniques required to weave your own tapestry of unique and beautiful bags.

For the best results, it is recommended to complete all four classes in order, including the first two that were conducted in the fall.

HARALSON CROSSBODY BELT BAG #3

\$90

Skill Level: Beginner

This bag is the third in the Bag Lady series. Building on the two bags made during the Fall 2023 classes this bag reinforces what was learned and adds on something new – installation of hardware! Hardware adds a whole new dimension to your bags. The Haralson is a great bag for everyday use and is easily worn across the front or back of the body – and we are pretty sure you will not stop with just making one! This class is open to anyone interested in enhancing their bag making skills.

Class 1 Thur Mar 7 5 - 7pm

Class 2 Fri Mar 15 9am - 4pm



THE CASTELL DAY BAG #4

\$160

Skill Level: Challenging

Come spend a weekend with Sandy and Jameica to create this beautiful day bag. This is the final bag in their “Crazy Bag Ladies Boot Camp” series. This bag will use all of the skills you learned in The Copper Carryall, the Trendsetter Tote and the Harelson Bag, with some added skills as well. The Castell day bag has a wire frame around the opening that opens the bag wide and holds its place to make finding those pesky items that may fall to the bottom of your bag easier.

It has two gathered zippered pockets on the inside giving you lots of storage space for all of your personal essentials.

Sandy and Jameica will guide you through all the steps of this beautiful bag from start to finish. You will leave the class with a lovely new bag and on your way to becoming a bag making professional.

Class 1 Thur May 16 5-7 pm

Class 2 & 3 Sat May 25 &

Sun May 26 9 am - 4 pm



MY TWO HAMSTERS SERIES

Instructors: Brenda Boychuk &
Gail Schaffler

Introducing Gail and Brenda, our charming hamster duo, back for another round of epic project classes! The response has been bananas, so they're bringing you a second Rope Bowl class, and not just that, but two new sewing classes to jazz up your crafting journey. Get ready to sew and squeak with these adorable teachers!



ROPE BOWL

\$45 + kit

Skill Level: Confident Beginner

Join Gail and Brenda to craft an easy coaster/trivet to become familiar with the technique of sewing with rope, and move on to create 2 different bowls. For those that own an embroidery machine, how to embroider on rope will also be covered. Warning - sewing with rope is highly addictive! Kit required.

In Person or Zoom

Class Sun Apr 28 8:30am - 12:30 pm



CADDY PAD

\$45 + kit

Skill Level: Confident Beginner

Hop on over to the Two Hamsters' pad for a fantastic afternoon whipping up your very own Caddy Pad for your travel iron. We've seen way too many students struggling to pack their iron without leaving a damaging trail of heat damage, so we're here to save the day! Not only is the Caddy Pad a super trendy storage solution, but it also folds out into a handy ironing pad. Kit required, so let's get crafting!

In Person & Zoom

Class Sun Mar 3 1 - 5pm



BASKET OF CHARMS

\$45 + kit

Skill Level: Confident Beginner

This basket would look great in your sewing room - full of fat quarters, holding your patterns, full of spools of thread, holding your next project, or even as a shower gift for a new mom filled with baby necessities. The pattern includes instructions for baskets in 3 sizes. In class, we will be making the large basket that finishes 11" wide x 6" tall x 4 1/2" deep. Kit required.

Class Sat Mar 23 1 - 5 pm



EXPLORE THE ANCIENT SKILL OF CRAFTING RAG RUGS

Instructor: Debra Jamieson


TWINED RUGS

\$90

Skill Level: Beginner

Experience the satisfaction of using your hands to make a long lasting, practical and functional rug from fabric scraps and leftovers. Two sizes of pegged looms will be available for you to make one or as many as you can! Stick to the basics or explore the design possibilities as you clear out that bin of scraps!

Classes Mon Feb 5, 12 & 26 6-9 pm



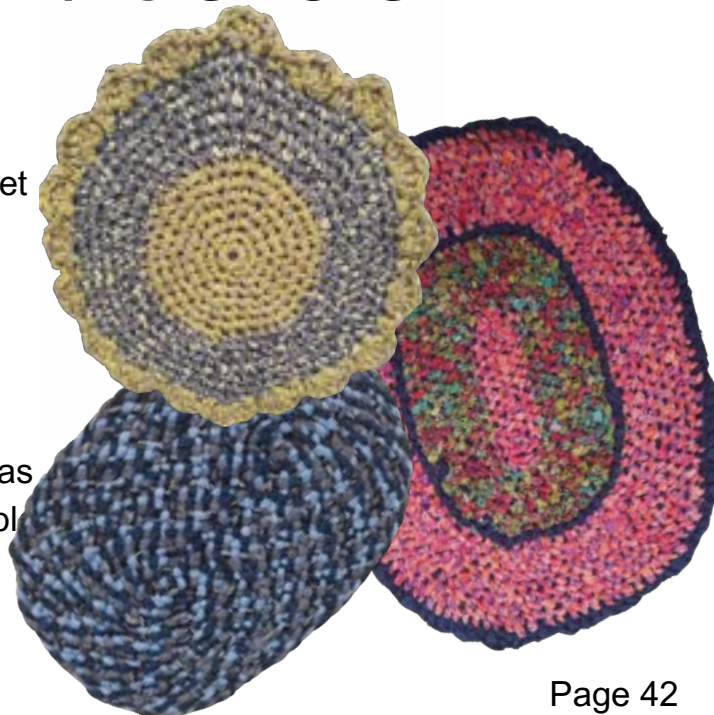
RAG RUGS - STUDENT'S CHOICE

\$60

Skill Level: Beginner

Choose one of the 3 techniques and get started building a beautiful rug using your scraps and quilting leftovers. Toothbrush, crochet, or braided, no matter what method you choose, the end result will be a beautiful functional hand made rug. Once started, the ideas keep cropping up-I bet you won't be able to make just one!

Classes Mon Mar 4 & 11 6-9 pm



Tucker University

Studio 180 Design



Gail Schaffler

\$35 per session

Skill Level: Intermediate

Gail has enjoyed teaching this very successful program for many years. Students love seeing the improvement in their quilting skills and accuracy once they've learned to use the fantastic tools from Studio 180 Design. The tools, all designed for multiple sizes, simplify the construction of many units used in quilting. The tool being taught in the class and applicable technique sheet(s) are required.

Year 1 of Tucker U has 13 classes that are taught in sequential order. Students will experience the most success by taking the classes in order, starting with class 1. Each class builds upon tools and techniques covered in previous classes.

Year 1 From the Beginning

1. Tucker Trimmer 1 \$35

In-store Class 1 Thu Feb 1 5 - 7 pm

Class 2 In-store Sat Feb 3 9 am - 12 pm

Class 2 Zoom Wed Feb 7 6 - 9 pm



2. V Block \$35

In-store Class 1 Thu Feb 29 5 - 7 pm

Class 2 In-store Sat Mar 2 9 am - 12 pm

Class 2 Zoom Wed Mar 6 6 - 9 pm



3. Wing Clipper 1 \$35

In-store Class 1 Thu Apr 4 5 - 7 pm

Class 2 In-store Sun Apr 7 9 am - 12 pm

Class 2 Zoom Wed Apr 10 6 - 9 pm




4. Square Squared \$35

In-store Class 1 Thu May 30 5 - 7 pm

Class 2 Instore Mon Jun 3 6 - 9 pm

Class 2 Zoom Wed Jun 5 6 - 9 pm



Year 1 classes 5 - 13 will resume in Sept 2024

Year 1 continued from Fall Session

2. Blazing Lemoyne & Lemoynes as Triangles \$35

In-store Class 1 Thu Feb 29 5 - 7 pm

Class 2 In-store Sun Mar 3 9 am - 12 pm

Class 2 by Zoom Wed Mar 13 6 - 9 pm

Pre-requisite:

- *Lemoyne Basic Construction Class*



LET'S CELEBRATE!

HAPPY

Birthday

TO YOU

Customers can enjoy discounts in-store or online by updating their birthday information and looking out for an email with a birthday discount offer. Save 20% the day before, the day of and the day after your birthday!

SAVE 20% OFF



Join us in Celebrating 31 Years!
We are honored to be your go-to Quilt Shop.

Monthly Temperature Sale

**Hot or Cold it
is a Win, Win!**

- Take advantage of our special offer:
- On the 1st of each month, you can receive a discount equivalent to the guaranteed high temperature for that day!
- Don't forget to check our Facebook page on that morning to see the posted discount.

Wish for cold!

MACHINE EMBROIDERY

Are you looking for ways to connect with other embroidery machine enthusiasts, learn new skills, and explore new techniques? Consider joining a machine embroidery class and engage with a community of like-minded individuals. Whether you're a beginner or an experienced embroiderer, these classes offer something for everyone. By taking part, you can add a whole new dimension to your crafting journey.

Don't forget to check out the License to Learn, which is valid on all embroidery classes.



Experience THE JOY OF *Creativity*[®]

LEARN A VARIETY OF *New* MACHINE
EMBROIDERY *Techniques*

KIMBERBELL®

Colleen Warburton
\$30 per session



Colleen is running 3 Kimberbell classes this session. The DDE, Mini Quilts and Quilting Through the Seasons. Join Colleen's morning class and combine these two small Kimberbell monthly projects into one! It's double the fun! You have the option to get the files for both or either project to participate. Come March, the third begins! Stay for the afternoon and include the Quilting Through the Seasons.

DIGITAL DEALER EXCLUSIVES

Digital Dealer exclusives is a great introduction to machine embroidery for beginners and helps seasoned embroiderers build on their skills. These unique designs are small projects, introducing new techniques that you can complete quickly each month. Join me for morning classes once a month for the entire year or simply pick and choose.

Choose the monthly files you purchase or why not save and subscribe for the year. With a subscription, you'll receive the "What's the Buzz" key chain design completely free.

Files required are \$15 per month or \$120 for the 12 month subscription.



MINI QUILTS

Mini quilts are the latest monthly seasonal projects from Kimberbell.

No need to be intimidated by a large

project as these 12" x 12" designs go together quickly and you'll be proud to display or gift them. This 6 month program is available to purchase as a book and CD and required for the classes. For your convenience, embellishment and fabric kits are available for the January to June quilts.

To make your quilting experience more enjoyable, you can also download quilting designs, available through Kimberbell's affiliate link on our website. Use this link for easy access!



Class 9am -noon

Jan 6, Feb 11, Mar 16, Apr 13, May 19, Jun 8, July 6, Aug 3 & Sept 1

Oct 12, Nov 2, Dec 7


QUILTING THROUGH THE SEASONS

Class Mar 16, Apr 13, May 19, Jun 8, July 6,
Aug 3 & Sept 1, Oct 12, Nov 2, Dec 7 1 - 4 pm \$30 per session

KIMBERBELL®

If you love decorating all year with machine embroidery, you'll love Kimberbell's new "Quilting Through The Seasons". Join Colleen for an afternoon each month starting in March to create a 20" x 60" wall hanging that you display all year just by changing some of the dozens of interchangeable pieces. When complete you'll have a beautiful display for all four seasons, Winter, Spring, Summer and Fall. Purchase of the design CD is required and there will be optional fabric and embellishment kits if you'd like it to look like the samples.

Background quilting will also be available through our affiliate link to Kimberbell.



Custom Machine Quilting Service

At our quilting studio, we understand that each quilt is a labor of love, a testament to your creativity and dedication.

That's why we are proud to offer custom machine quilting services that not only honor your quilt but elevate it to a work of art. With our unique quilt quoting experience, your quilt tells a story like no other. Your quilt deserves the finest attention to detail, and our team of skilled artisans is here to make your vision a reality. We specialize in transforming your quilt top into a beautifully quilted masterpiece.

From intricate designs to timeless patterns, we tailor our quilting to match the personality and purpose of your quilt, ensuring it becomes a cherished heirloom.

*Contact us today to schedule a private consultation
and get your quilts quilted!*

**Reminder: All class projects
receive 15% off custom quilting
until August 31, 2024!**

BLOCK OF THE MONTH

Start a program today!

Lori's Country Cottage isn't just a name; it's a legacy of trust and expertise built over 3 decades. Our BOM programs have stood the test of time, bringing smiles and satisfaction to countless quilters.

Embark on a quilting journey that's as flexible as it is rewarding. Our block of the month programs are a unique opportunity for quilters of all levels to build a stunning quilt, one block at a time. With the freedom to sign up anytime on your schedule, our block of the month programs empower you to create a work of art that perfectly aligns with your time, budget, and creative spirit.



Lori's Country Cottage boasts a diverse range of BOM programs, ensuring there's a perfect fit for your style and schedule. No matter your preferences or availability, we have a program tailored to meet your needs and guide you toward quilting success.

The journey of a thousand stitches begins with a single block. Our programs break down the quilting process into smaller, achievable goals. As you complete each milestone, you'll relish a sense of accomplishment, propelling you forward with enthusiasm and pride.



Lori's Country Cottage has over 40 Block of the Month programs currently running for you to choose from, suitable for the beginner to the advance quilter.



To add the perfect finishing touches to your masterpiece, we would be honored to discuss custom machine quilting.

**Scan to
explore all
the
possibilities
on our
website.**





Piece of Cake

BROWN BAG MYSTERY 2024

Save
The
Date

Bags go
on sale
February 1
2024



Piece of Cake
BROWN BAG MYSTERY 2024



CLUBS

Joining a quilting club with friends or making new like-minded ones can be a wonderful and fulfilling experience. Quilting clubs provide a platform to share your passion for quilting, learn new techniques, and connect with people who share your interests. Whether you choose to join with existing friends or make new ones which can be a lot of fun, the key is to have fun, learn, and grow as a quilter while enjoying the company of others who share your passion. License to Learn is NOT valid on Club Classes.

ENGLISH PAPER PIECING CLUB

Facilitator: Debra Jamieson

\$30 per session

Join us as we continue our relaxing and interesting “slow quilting“ journey! Whether you are curious about the English paper piecing process and just want to try it out, or you have a specific project in mind, this is the place to learn and enjoy the company of others with the same interest. You can choose to participate in the monthly topic/activity or just work on your project. Everyone has expertise and ideas and we are all willing to share tips and tricks.



First Saturday of the month from 1 - 4 pm
Feb 3, Mar 2, Apr 6, May 4, June 1



JUDY'S JUNKIES CLUB

Facilitator: Brenda Boychuk

\$30 per session

Are you as addicted to Judy Niemeyer's quilts as Brenda is? Have you taken a workshop from Judy or one of her instructors and now have a UFO that you would like to get finished? Come and join us at this foundation paper piecing club and sew with others who have similar interests. During this club, assistance will be available but there will be no formal class instruction.



Class: 9:30 am – 3:30 pm

Jan 14, Feb 25, Mar 10, Apr 21



MACHINE EMBROIDERY CLUB

Facilitator: Laura Catto

\$30 per session

Attention embroidery enthusiasts! Get ready to rev up your embroidery machines and join Laura every month for a fresh project of your choice. Not only will you soak up some top-notch tips and tricks but you'll also make the most out of your embroidery machine's potential. Laura's got your back from loading designs straight from your laptop to your USB to mastering the art of machine embroidery. Don't miss out on this opportunity to stitch up a storm!

The size of your hoops will determine the project you work on, so it's recommended to have a minimum 5" x 7" hoop or larger. Come and join a community of like-minded individuals who share your passion for machine embroidery.

In Person or Zoom

Sun Jan 28, Jun 30, Jul 28, Aug 25


Sat Feb 24, Mar 9, Apr 20, May 18, Aug 25

9am - 3pm



Join Our Embroidery Machine Club Today!





Welcome to our Sewing Machine Clinic, the ultimate destination for top-notch sewing machine maintenance and speedy, efficient service. We know how crucial it is to have a well-functioning sewing machine to bring your creative projects to life. That's why we're thrilled to offer our signature one-day service, guaranteeing that you'll be back to sewing in no time.

Book an appointment for your machine. Bring it in by Wednesday the day prior for **one day service** Thursday.

Sewing Machine Clinic

Call to book your appointment 780-464-9697

One Day
Service

First
Thursday
of Each
Month

Your
machine
deserves a
spa day!

EVENTS

Mark your calendars and invite your friends to our upcoming events. To stay in the loop, tune in to our Facebook Lives every weekday at 9:30 am. Our Tuesday Lives are How-To sessions introducing practical products or techniques. Our Cottage Chatter email newsletter keeps you informed with weekly news. Be sure to subscribe so you don't miss a thing!

Check out our schedule and get ready for some exciting events.

The License to Learn is NOT valid on Events.





KIMBERBELL ONE DAY EVENT

STITCH 3 projects AT THE EVENT



Event is suitable for all skill levels!
Learn new techniques and have fun creating

3 fun projects and receive a FREE bonus CD when you spent \$100 on Kimberbell Product after discounts and before tax.

Cost includes event and kit! \$189.99



Thu April 11 OR Sat Apr 27 2024 9am - 4pm



February 17-18, 2024



Event is suitable for all skill levels! Learn new techniques and have fun creating.

Get ready to hop into spring with Colleen and Kimberbell's Easter Tier Tray event! Over two days of machine embroidery magic, you'll create a stunning three-tier tray display featuring eight fantastic seasonal projects. That's not all, you'll also leave with four extra designs to stitch up whenever you please!

Cost includes event and kit! \$279.99



A photograph of a white schoolhouse with a gabled roof. The house has horizontal siding and a central window with a white frame. Below the window, there are two doors with small transoms above them. The text 'Annual Schoolhouse' is overlaid on the image in a large, bold, black font with a white outline.

Annual Schoolhouse

April 26

7-9:30 pm

8 stations of demos
discounts
refreshments

Limited spaces
Register today!

ONLY \$15

SUMMER

Solstice

Longest Day of the Year Sale!

June 21 & June 22

The discount escalates June 21

- 10-4 pm 15% off
- 6-7 pm 20% off
- 7-8 pm 25% off
- 8-9 pm 30% off
- 9-10 pm 35% off
- 10-11pm 40% off

The discount decreases June 22

- 7-8 am 40% off
- 8-9 am 35% off
- 9-10 am 25% off
- 10-5 pm 15% off



Plan to stock up on basics!

Order a roll of batting!

1m min cut ~ Cannot be combined with an other offer

JUNIOR QUILTER SUMMER CAMP

Instructor: Laurie Folliott

\$150

Skill Level: Beginner



This week-long course is designed specifically for the beginner quilter aged 12 to 18. Students will learn basic quilting skills, including selecting fabric, using rotary cutters and rulers, and sewing quarter-inch seams.



Students will cut and sew blocks for the Gemini quilt, and these blocks are easy to put together into a fun 52"x65" lap-sized quilt. Come and enjoy some creative time in an air-conditioned classroom!

Camp July 22 - 26 9 am - noon



Please note: the store does not provide sewing machines or other tools.

Refer to the Class Policies for tools and material requirements.

Don't miss
these events!

SUMMER



**Made in
Canada**
Custom Machine
Quilting Sale
July 2-August 3
The more quilts you have
quilted the more you save!
5% off 1 quilt
10% off 2 quilts
15% 3 or more quilts

Book an appointment for your consultation.
780-464-9697