

POWERPLUS



- AUXILIARY HANDLE**
- KEY CHUCK + ADAPTOR**
- DEPTH STOP**
- 3 FUNCTIONS**
- DRILLING**
IMPACT DRILLING
CHISELING

POWE10060

HAMMER DRILL 900W

BOORHAMER
MARTEAU PERFORATEUR
BOHRHAMMER
MARTILLO PERCUTOR



IMPORTANT FEATURES

- 900 WATT**
- 4J IMPACT FORCE**
- 4100 strokes per minute**
- 2 YEAR WARRANTY**



- 1 OIL COVER**
OLIEDEKSEL
COUVERCLE DU RÉSERVOIR D'HUILE
ÖLDECKEL
CUBIERTA DE ACEITE
- 2 DEPTH STOP**
DIEPTESTOP
BUTÉE DE PROFONDEUR
TIEFENANSCHLAG
TOPE DE PROFUNDIDAD
- 3 FASTENING SLEEVE**
VERGREDELINGSHULS
DOUILLE (PORTE FORET)
BEFESTIGUNGSBUCHSE
MANGUITO DE SUJECIÓN
- 4 DRILL STOP**
BOORSTOP
ARRÊT DE FORAGE
BOHR-STOPP
PARADA DEL TALADRADO
- 5 SOFT GRIP**
ZACHTE HANDGREEP
POIGNÉE À REVÊTEMENT SOUPLE
SOFTGRIFF
EMPUÑADURA SUAVE
- 6 HAMMER STOP**
SLAGSTOP
ARRÊT DE PERCUSSION
BOHRHAMMER-STOPP
PARADA DEL MARTILLO
- 7 AUXILIARY HANDLE**
HULPHANDGREEP
POIGNÉE AUXILIAIRE
ZUSATZGRIFF
MANGO AUXILIAR

- INCLUDED**
- 1x FLAT CHISEL 22x250mm
 - 1x POINTED CHISEL 250mm
 - 3x SDS-PLUS TYPE DRILLS (8/10/12x150mm)
 - 1x 13mm KEY CHUCK + ADAPTOR
 - 1x DUST CAP



POWERPLUS



POWE10060






HAMMER DRILL 900W

This 900W hammer drill is your partner in crime for small DIY jobs around the house where you need to drill, hammer/drill or hammer. With an impact rate of 4100 impacts per minute and an impact force of 4J, it can drill 26mm in concrete, 13mm in steel and 40mm in wood.

The hammer drill is equipped with a removable auxiliary handle and a keyless chuck with adaptor. The soft grip gives you maximum comfort and control.

The POWE10060 is delivered with three SDS-plus type drills, a flat chisel and a pointed chisel.



TECHNICAL SPECIFICATIONS POWE10060		Features	Box content	Symbols
Rated voltage - Frequency	220-240V~ 50Hz	<ul style="list-style-type: none"> • 3 functions • Key chuck + adaptor • Soft grip • Power indicator 	1x hammer drill	    
Rated power	900W		1x auxiliary handle	
Rotation speed	850min ⁻¹		1x 13mm key chuck + adaptor	
Impact force	4J		1x flat chisel 22x250mm	
Impact rate	4100 strokes per minute		1x pointed chisel 250mm	
Capacity concrete	26mm		3x sds-plus type drill (8/10/12 x 150mm)	
Capacity steel	13mm		1x depth stop	
Capacity wood	40mm		1x dust cap	
Keyless chuck	max. Ø13mm		1x chuck key + spanner	
Cable length	2m		1x grease pot	
		1x BMC		
		1x manual		

KREATOR

THE RIGHT SAFETY ACCESSORIES FOR EVERY JOB



HEARING PROTECTION



SAFETY GLASSES



GLOVES

Box (piece)

