

Bitrontix

RK-99

Face Slimming & Uplift Wand (Pro Version)

Innovatively-designed with microcurrent treatment.



improves facial
contour



promotes blood
circulation



improves facial
tone



lightens dark
circles



reduces wrinkles



anti-aging



relaxes muscles



Parameter:

Dimension: 15.5 *9*5.3CM

Weight: 168G

Materials: ABS



BITRONTIX

Made in New Zealand

www.bitrontix.com • info@bitrontix.com



HOW TO USE

For best results, use it twice daily (preferable in the morning and in the evening) with each session lasting at least 10 to 15 minutes. Do use Bitrontix massaging gel for the best result. After massage use Bitrontix serums for faster results. If you will consistent, you will start seeing excellent results from week 2 onwards.

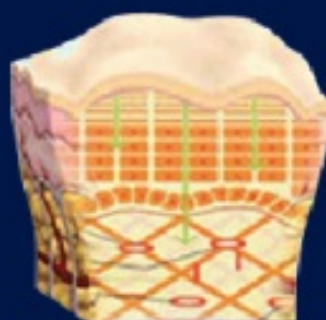
Introducing Bitrontix Face Slimming & Uplift Wand (Pro version)

Bitrontix Face Slimming & Uplift Wand (Pro version) is operated manually. It doesn't require any charging or direct sunlight. The solar panel installed on its handle is capable of generating the micro current on its own once it is rolled onto the skin. Micro current is the latest innovation in anti-aging industry. Micro current doesn't give any sensation to the skin, it just penetrates deep into the skin and stimulates the cells which promote generation of collagen and helps to reduce lymphotoxin. It enhances skin elasticity and repairs fractured fibrous tissue and ultimately help in getting rid of rigid and stubborn fat.

Working Principle



Micro current reaches deep into the skin to activate the skin cells




Promotes collagen production and excretion of lymphotoxin



Enhance skin elasticity and repair broken tissue fibers

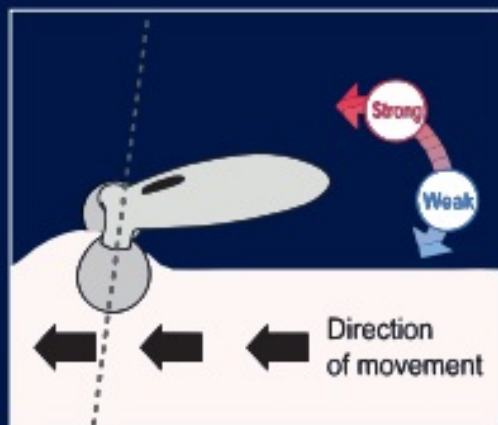
Natural Facelift

Routine microcurrent treatment rejuvenates your skin, facial tone and reduces appearance of wrinkles.



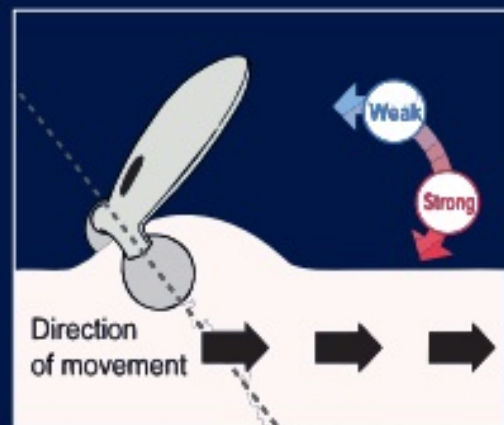
Rolling Method

The strength in which the roller pulls up your skin can be adjusted by changing the angle at which you hold the handle.



(When Pushing the Rollers Forward)
Gradually raise the end of the handle
to increase the pull of the rollers.

*Lower the handle if you begin to feel pain.



(When Drawing the Rollers Back)
Gradually lower the end of the handle
to increase the pull of the rollers.

*Raise the handle if you begin to feel pain.

Face Care



Consciously and steadily roll along the line of your lower jaw.



Roll along your cheekbones from the corners of your mouth towards front of your ears.



Roll up and down between the corner of your mouth and the side of your nose. While doing this, lift your cheek upward with one roller.




Position one roller above the outer corner of your eye and roll it along the side of the head.

Face Care



With your eyes closed, slowly roll from your forehead up to the top of your head.



Roll up and down on your cheeks.

Neck Care



Roll in outward direction only starting from middle of your chest towards your shoulders



Roll in upward direction only starting for bottom of your neck towards your chin

Arms Care

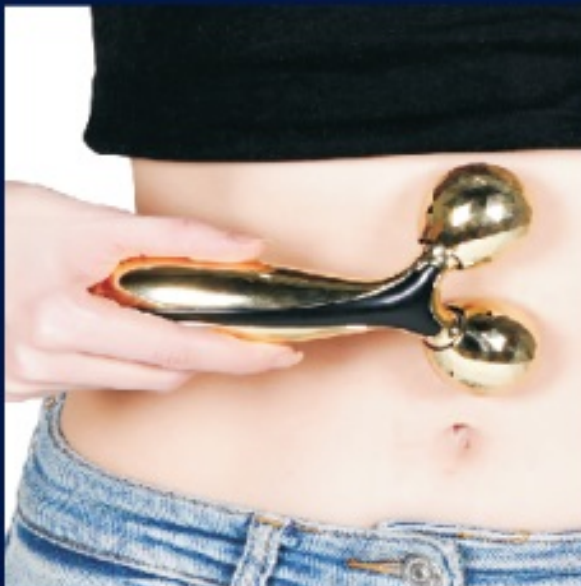


Roll up and down along your forearms and biceps.

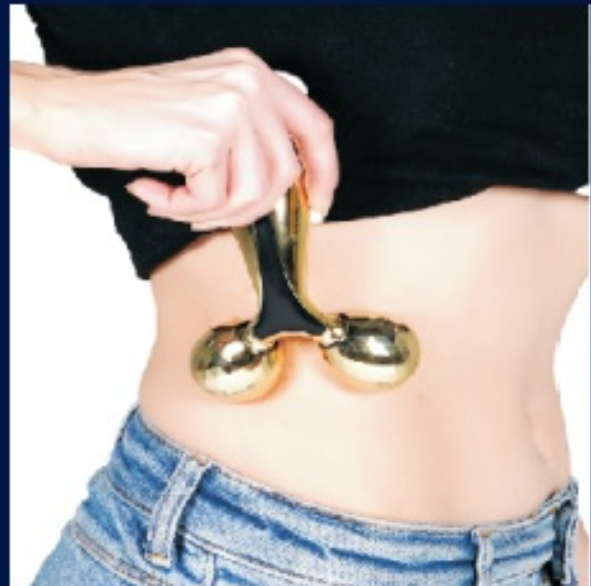


Roll up and down along your triceps.

Waist Care



Roll horizontally along your waist.



Roll up and down along the side of your waist.

Legs Care



Roll up and down along your calves. starting from your ankles towards your knees



Roll up and down along your thighs.

Important instructions

1. Keep it away from water, sanitizers and chemicals for long lasting of gold coating.
2. It doesn't require any charger, battery or direct sunlight. It works on its own.
3. For cleaning, use cotton cloth or wet wipes only.
4. For hygiene purpose, keep it in velvet pouch that comes along with the product.
5. It is suitable for all age group. It has no side effects.
6. Follow the demonstration videos for proper rolling technique.

Advantages :

- No more double chin and face fat
- Reduces dark circle and eye puffiness
- Get face uplift and say no to wrinkles
- No more belly fat, get toned legs and arms
- Improve skin care absorption
- Improves skin quality and texture
- Lightens skin tone and reduces pigmentation.

6 Benefits:

