



Bitrontix

AK-17

Dark Circle Remover & Cheekbone Toner



Parameter:

Dimension: 14.5*4.8*3.6 cm
Weight: 45G
Materials: ABS



BITRONTIX

Made in New Zealand

www.bitrontix.com • info@bitrontix.com



HOW TO USE

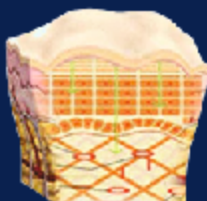
For best results, use it twice daily (preferable in the morning and in the evening) with each session lasting at least 10 to 15 minutes. Do use Bitrontix massaging gel for the best result. If you will consistent, you will start seeing excellent results from week 2 onwards.

Bitrontix Dark Circle Remover & Cheekbone Toner is operated manually. It doesn't require any charging or direct sunlight. The solar panel installed on its handle is capable of generating the micro current on its own once it is rolled onto the skin. Micro current is the latest innovation in anti-aging industry. Micro current doesn't give any sensation to the skin, it just penetrates deep into the skin and stimulates the cells which promote generation of collagen and helps to reduce lymphotoxin. It enhances skin elasticity and repairs fractured fibrous tissue and ultimately help in getting rid of rigid and stubborn Fat.

Working Principle



Micro current reaches deep into the skin to active the skin cells



Promotes collagen production and Excretion of lymphotoxin



Enhance skin elasticity and repair broken tissue fibers

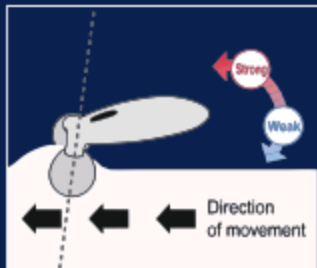
Natural Facelift

Routine microcurrent treatment rejuvenates your skin, facial tone and reduces appearance of wrinkles.

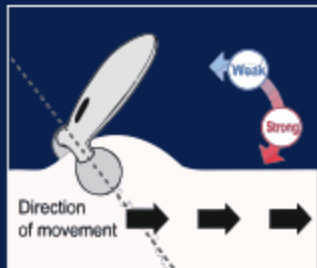


Rolling Method

The strength in which the roller pulls up your skin can be adjusted by changing the angle at which you hold the handle.



(When Pushing the Rollers Forward)
Gradually raise the end of the handle to increase the pull of the rollers.
*Lower the handle if you begin to feel pain.



(When Drawing the Rollers Back)
Gradually lower the end of the handle to increase the pull of the rollers.
*Raise the handle if you begin to feel pain.

Tips on Rolling

Roll in the direction indicated by the arrows and increase or decrease pressure in accordance with the thickness of the lines.



The photos below are overlaid with the following arrows to show how and which direction to roll over specific parts of your body for optimum results.

- 1) Roll only in one direction
- 2) Roll in both directions
- 3) Use more force as you roll from the narrow to the wider end.

Eye Line Care



Roll back and forth from under your eyes to your temples, as if drawing semicircles.

Under-Eye Care



Roll up and down under your eyes.

Side Eye Care



Roll up and down from the corners of your eyes to your temples

Forehead Care



Roll up and down from your eyebrows to your hairline.

Cheek Care



Roll back and forth from the corners of your mouth to your ears.

Push-Point Care



Use the push-point tip to apply gentle pressure to trouble spots around your mouth, on your temples, and elsewhere.

Rolling Tips

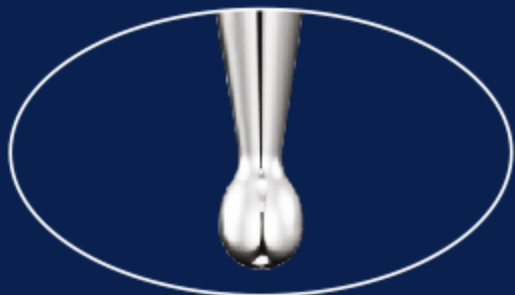
- ✦ Firmly grip the thicker part of the handle without covering the solar panel with your hand.
- ✦ Roll from under your eyes to your temples, as if drawing half circles.
 - ✦ Roll gently and focus on the area under your eyes.
- ✦ Roll bit by bit between the corners of your eyes and temples.
- ✦ Roll bit by bit in an upwards motion from your smile line to your ear so it lifts the corner of your mouth.
- ✦ Roll up and down along your smile lines.
- ✦ Gently roll from between your eyebrows to your hairline.

Platinum Coated



The Platinum Surface made specially for the sensitive skin to give a comfortable feeling

Push-Point



A push-point tip at the end of the handle flows with microcurrent to provide ideal pushing care on the skin around the eyes and the mouth.

Benefits:

- + Extremely effective in removing Dark Circles around the eyes.
- + Removes Eye Puffiness.
- + Promotes Skin Tightening.
- + Helps in removing Nasal Folds & Toning the Cheekbone area.
- + Promotes Blood circulation & accelerates the Collagen production.
- + Assists in removing the Crows Feet/ wrinkles on the Temples & Forehead.
- + Improves Skin Elasticity & Texture.
- + Promotes even Skin Tone.

Note - Please avoid water for a long life of platinum coating. For cleaning, use wet wipes or cotton cloth

For any queries contact at :

info@bitrontix.com