



EXPERT MAKES LIGHT OF IT


Expert Switch is a convenient unmanaged Ethernet switch providing simple power and networking solutions for up to four Power-over-Ethernet devices.

An elegant and easy solution to connect and power Expert Control and three Expert Touch, with the Ethernet-in non-powered port connecting directly to the programming laptop or joining to a local network.

In the same size and look as Expert Control and Expert Repeat, this DIN rail mount PoE network switch only requires a 24V DC power supply.



PoE Convenience



Combine power and data in a single Ethernet cable using PoE (IEEE 802.3af) technology, making it easy to locate your Pharos Expert devices where you need them.

Protected




Resettable fuses protect each port with the appropriate level of overcurrent protection for the Class of device that is attached.

Installer Friendly




Made for permanent installation, with installer-friendly 0.200" (5.08mm) plug-in rising clamp terminals requiring convenient 24V DC power; standard RJ45 sockets, and easy DIN rail and keyhole mounting options.

Multiple Ports



Use four ports to power and connect Pharos Expert Control and Expert Touch (or other IEEE 802.3af compliant devices). One additional port (without PoE) available to connect to your computer, other networks or other devices that do not require Power-over-Ethernet.

No Commissioning




The simple unmanaged switch operates out of the box, with no commissioning required.

Reliability



Made for permanent installation and designed for 24/7 operation and reliability.

Flexible



Automatically detects the requirements of the connected device to provide the correct power level.



Interfaces

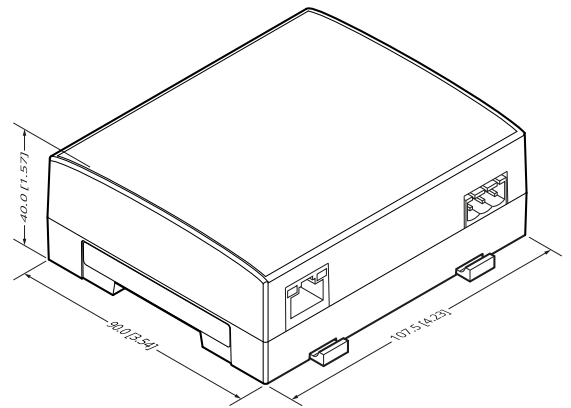
PoE	Four RJ45 sockets for 10/100Base-TX Ethernet with Power-over-Ethernet (10W max on each port) Supports IEEE 802.3af Type 1- Class 1, 2, and 3 devices
Ethernet	RJ45 socket for 10/100Base-TX Ethernet

Order Code & Variants

XPS	Expert Switch (Unmanaged PoE Ethernet switch with 4 Port, Class 2 PoE, 24V DC)
------------	--

Specifications

Power	24V DC *, power consumption dependent on load (45W maximum)
Temperature	0°C to 50°C (32°F to 122°F)
Humidity	10-90% relative, non-condensing
Ingress	IP40
Physical	6 unit wide DIN rail mounting enclosure (35/7.5 rail) 10.8 x 9 x 4 cm (4.2 x 3.5 x 1.6 in) 0.3 kg (0.7 lbs)
Shipping	19.5 x 15 x 7.5 cm (8 x 6 x 3 in) 0.4 kg (0.9 lbs)



Warranty & Certifications

Designed and manufactured in the UK, with a 5-year warranty, where quality and reliability are our top priority.

Warranty 5 years

Certifications CE compliant, UKCA compliant, UL/cUL listed.



* Install-friendly 0.200" (5.08mm) plug in rising clamp connectors (included)