

# Quick Installation Guide

AC1200 Dual Band Wi-Fi Extender  
Ethernet to Wi-Fi Adapter

Video Installation Guide is available via this link:

<https://brostrend.me/setup>

[support@brostrend.com](mailto:support@brostrend.com)

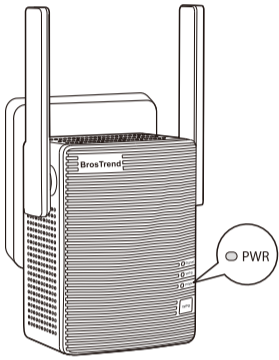
<b>PWR LED</b>	Solid on	The extender is powered on.
	Blinking	The extender is starting.
	Off	The extender is powered off.
<b>WPS LED</b>	Blinking	Trying to set up connection with Wi-Fi router via WPS.
	Off	WPS connection is completed or not activated.
<b>Signal LED</b>	Solid blue	Best connection between the extender and your Wi-Fi router.
	Solid red	Not optimal connection between the extender and your Wi-Fi router. Try to relocate the extender closer to your Wi-Fi router.
	Off	No connection between the extender and your Wi-Fi router. Please relocate extender closer to your Wi-Fi router; Or reset to factory default setting and set up again.

For setting up as Wi-Fi extender, you can try either Method 1 or Method 2 below; For setting up as Ethernet to Wi-Fi adapter, you firstly need to follow one of the methods below to connect this extender/adaptor to your main Wi-Fi router, then use an Ethernet cable to connect your wired device to the Ethernet port of this extender/adaptor.

## Method 1: Extend Your Wi-Fi Network via Web User Interface

### 1 Power on the Extender

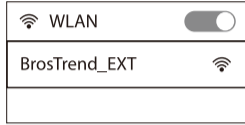
Plug the extender into an electrical outlet in the same room as your existing Wi-Fi router.



Wait until the PWR LED is solid blue.

### 2 Extend Your Wi-Fi Network

1. Connect your Wi-Fi device to the extender's Wi-Fi network **BrosTrend\_EXT**.



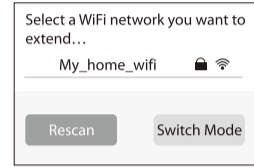
Ensure that the **Mobile Data** (if any) function of your Wi-Fi device is disabled.

2. After connecting to **BrosTrend\_EXT**, you will be directed to the quick setup page. If not, start a web browser and enter **re.brostrend.com** or **192.168.0.254** in the address bar. Create a login password for future logins (recommended).



**Note:** Please do **NOT** enter **re.brostrend.com** in the search bar of your browser.

3. Select a Wi-Fi network (SSID) you want to extend.



4. Enter the password of the Wi-Fi network you want to extend (NOT the password you just created for logins).



Wait a moment, the "Extended Successfully!" page appears.

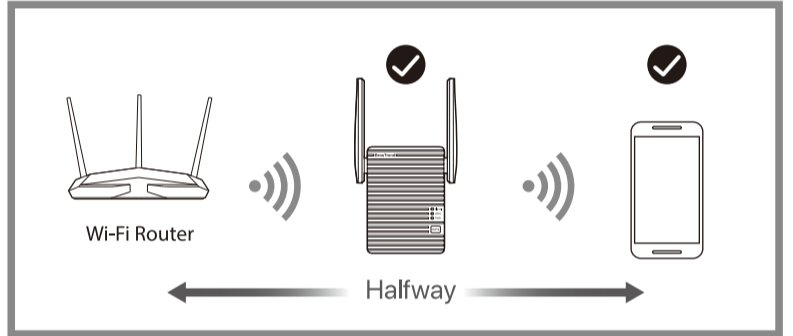
### 3 Relocate the Extender

1. For optimal performance, plug the extender into an electrical outlet halfway between your Wi-Fi router and the Wi-Fi dead zone.

The location you choose **MUST** be within the range of your existing Wi-Fi router network.

2. Wait until the Signal LED turns on. Solid blue is preferable and indicates the best connection between the extender and your Wi-Fi router.

3. Connect your Wi-Fi devices to the extended networks which come with your existing network name and suffixes of **\_EXT/5GEXT**. Wi-Fi password by default is **the same** as your existing Wi-Fi network.



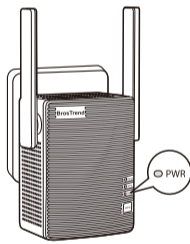
For optimal Wi-Fi signal, please install the Wi-Fi extender around 2.5 feet or more away from your floor. Installing it too close to your floor may lower extended Wi-Fi signal.

## Method 2: Extend Your Wi-Fi Network via WPS Button

You can use this method if your router has a WPS button (possible icons of a WPS button: , , or ). Otherwise, use Method 1.

### 1 Power on the Extender

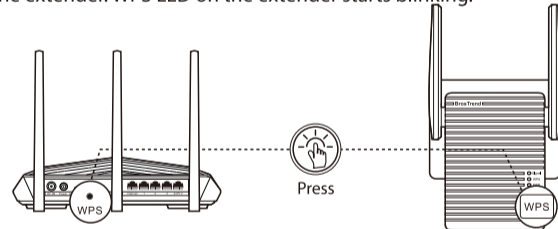
Plug the extender into an electrical outlet in the same room as your existing Wi-Fi router.



Wait until the PWR LED is solid blue.

### 2 Extend Your Wi-Fi Network

1. Press the WPS button on your router and within 2 minutes press the WPS button on the extender. WPS LED on the extender starts blinking.



2. Wait until the Signal LED turns on, which indicates a successful connection is set up between the Wi-Fi extender and the router. If the Signal LED does not turn on, try again or press the RESET button and try Method 1.

### 3 Relocate the Extender

Please refer to Step 3 in Method 1.

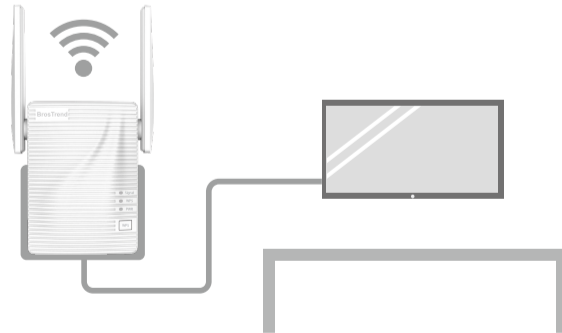
## Set Up to Work As Ethernet to Wi-Fi Adapter

Connect a wired device to Wi-Fi, such as your smart TV, game console, printer, etc.

After you have configured BrosTrend Wi-Fi extender successfully, please use an Ethernet cable to connect the Ethernet port of BrosTrend Wi-Fi extender to the Ethernet port of your Smart TVs, game consoles, media players, computers, etc. These devices will be connected to the Wi-Fi Internet via the Ethernet port.

\*In this case, you need to configure the IP Address and DNS server address of these devices as AUTO OBTAIN.

\*For optimal connection for your wired device, we do not recommend connecting other Wi-Fi devices to the extended networks. When you connect more Wi-Fi devices to the extended network, the connection speed of your wired device will be affected.



Obtain an IP address automatically

Use the following IP address:

IP address:

Subnet mask:

Default gateway:

Obtain DNS server address automatically

Use the following DNS server addresses:

Preferred DNS server:

Alternate DNS server:

## FAQ

**Q1: I cannot find the extender's default network BrosTrend\_EXT in initial setup. What should I do?**

Try to use your phone to search again in the same room as your extender. If you still cannot find it, please refer to Q3 to reset your extender back to factory default setting, then try again.

**Q2: I cannot log in to the Web UI of the extender. What should I do?**

- re.brostrend.com or 192.168.0.254 is a WEB Management Interface of this Wi-Fi extender. Try the following steps:
- For initial setup, connect your Wi-Fi device to the default network **BrosTrend\_EXT**. Make sure that the Mobile Data (if any) function is disabled.
- If you have set up the extender successfully, you need to connect your device to the new extended networks of this extender and log into the WEB UI.
- Verify that **re.brostrend.com** or **192.168.0.254** is correctly entered in the address bar of your browser. Please do NOT enter **re.brostrend.com** or **192.168.0.254** in the search bar of your browser.
- Use another WEB browser and try again.

**Q3: How to reset the extender back to factory default settings?**

When the PWR LED of the extender is solid on, press the RESET button on the extender with a needle. After the PWR LED turns solid on again, the extender is reset to factory default settings.

**Q4: The extender cannot find the Wi-Fi network of my router. What should I do?**

- The router may be encrypted with **WEP** or **WPA/WPA (Enterprise)** algorithm. Change the encryption type of the router to **WPA-PSK** or **WPA2-PSK**, and try scanning again.
- Change the Wi-Fi channel of your existing router and try again.

For more FAQs, please visit this link <https://brostrend.me/faq>

If you need assistance, please send an email to [support@brostrend.com](mailto:support@brostrend.com) together with your on-line order number. We will reply to you with 24 hours.



## RECYCLING

This product bears the selective sorting symbol for Waste electrical and electronic equipment (WEEE). This means that this product must be handled pursuant to European directive 2012/19/EU in order to be recycled or dismantled to minimize its impact on the environment. User has the choice to give his product to a competent recycling organization or to the retailer when he buys a new electrical or electronic equipment.

	BE	BG	CZ	DK	DE	EE	IE	EL	ES	FR	HR	IT	CY	LV
	LT	LU	HU	MT	NL	AT	PL	PT	RO	SI	SK	FI	SE	UK



## Copyright

© 2021 BrosTrend Technology LLC All rights reserved

Manufacturer: BrosTrend Technology LLC  
Address: 8 The Green, Suite A, Dover City, DE, U.S.A., Zip code 19901  
Website: www.brostrend.com  
Telephone: +86-17796126768  
Email address: [support@brostrend.com](mailto:support@brostrend.com)

### Authorized U.K. Representative Information

Name: APEX CE SPECIALISTS LIMITED  
Address: 89 Princess Street, Manchester, M1 4HT, UK  
Contact: Wells  
Telephone No.: 00441616371080  
E-Mail: [info@apex-ce.com](mailto:info@apex-ce.com)



### FCC Statement

This equipment has been tested and found to comply with the limits for a Class B digital device, pursuant to Part 15 of the FCC Rules. These limits are designed to provide reasonable protection against harmful interference in a residential installation. This equipment generates, uses and can radiate radio frequency energy and, if not installed and used in accordance with the instructions, may cause harmful interference to radio communications. However, there is no guarantee that interference will not occur in a particular installation. If this equipment does cause harmful interference to radio or television reception, which can be determined by turning the equipment off and on, the user is encouraged to try to correct the interference by one or more of the following measures:

- Reorient or relocate the receiving antenna.
- Increase the separation between the equipment and receiver.
- Connect the equipment into an outlet on a circuit different from that to which the receiver is connected.
- Consult the dealer or an experienced radio/TV technician for help.

This device is restricted to be used in the indoor.

Operation is subject to the following two conditions: (1) this device may not cause harmful interference, and (2) this device must accept any interference received, including interference that may cause undesired operation.

### Radiation Exposure Statement

This device complies with FCC radiation exposure limits set forth for an uncontrolled environment and it also complies with Part 15 of the FCC RF Rules. This equipment should be installed and operated with minimum distance 20cm between the device and your body.

**Caution:**  
Any changes or modifications not expressly approved by the party responsible for compliance could void the user's authority to operate this equipment.  
This transmitter must not be co-located or operating in conjunction with any other antenna or transmitter.

**NOTE:** (1) The manufacturer is not responsible for any radio or TV interference caused by unauthorized modifications to this equipment. (2) To avoid unnecessary radiation interference, it is recommended to use a shielded RJ45 cable.

### IC RSS warning

#### Industry Canada(RSS-Gen Issue 4)

The device for operation in the band 5150-5250 MHz is only for indoor use to reduce the potential for harmful interference to co-channel mobile satellite systems  
Les dispositifs fonctionnant dans la bande 5150-5250 MHz sont réservés uniquement pour une utilisation à l'intérieur afin de réduire les risques de brouillage préjudiciable aux systèmes de satellites mobiles utilisant les mêmes canaux  
This device complies with Industry Canada's licence-exempt RSSs. Operation is subject to the following two conditions:  
(1) This device may not cause interference; and  
(2) This device must accept any interference, including interference that may cause undesired operation of the device.

Le présent appareil est conforme aux CNR d'Industrie Canada applicables aux appareils radio exempts de licence. L'exploitation est autorisée aux deux conditions suivantes:  
(1) L'appareil ne doit pas produire de brouillage;  
(2) L'utilisateur de l'appareil doit accepter tout brouillage radioélectrique subi, même si le brouillage est susceptible d'en compromettre le fonctionnement.

### IC Radiation Exposure Statement:

This transmitter must not be co-located or operating in conjunction with any other antenna or transmitter. This equipment should be installed and operated with a minimum distance of 20 centimeters between the radiator and your body.  
Cet émetteur ne doit pas être Co-placé ou ne fonctionnant en même temps qu'aucune autre antenne ou émetteur. Cet équipement devrait être installé et actionné avec une distance minimum de 20 centimètres entre le radiateur et votre corps.  
The device meets the exemption from the routine evaluation limits in section 2.5 of RSS 102 and compliance with RSS-102 RF exposure, users can obtain Canadian information on RF exposure and compliance.  
Le dispositif rencontre l'exemption des limites courantes d'évaluation dans la section 2.5 de RSS 102 et la conformité à l'exposition de RSS-102 rf, utilisateurs peut obtenir l'information canadienne sur l'exposition et la conformité de rf.

Operating Temperature: 0°C-40°C      Operating Humidity: (10%-90%) RH, non-condensing



### CE Mark Warning

This is a Class B product. In a domestic environment, this product may cause radio interference, in which case the user may be required to take adequate measures.

Operations in the 5.15-5.25GHz band are restricted to indoor use only.

This equipment should be installed and operated with minimum distance 20cm between the device and your body.

The mains plug is used as disconnect device, the disconnect device shall remain readily operable.  
For passthrough devices, plug the power strips into the integrated electrical sockets of the devices, but devices of the same or another type not be stacked in normal use.

**NOTE:** (1)The manufacturer is not responsible for any radio or TV interference caused by unauthorized modifications to this equipment. (2) To avoid unnecessary radiation interference, it is recommended to use a shielded RJ45 cable.

### Declaration of Conformity

Hereby, BrosTrend Technology LLC declares that the radio equipment type E1 and AC7 are in compliance with Directive 2014/53/EU. The full text of the EU declaration of conformity is available at the following internet address: <https://brostrend.me/regulatory>

<b>Operating Frequency:</b> 2.4G: EU/2400-2483.5MHz (CH1-CH13) 5G: EU/5150-5250MHz (CH36-CH48)	<b>EIRP Power (Max.):</b> 2.4GHz: 19.5dBm 5GHz: 20.5dBm
--	---

**Software Version:** V15.13.07.06

Producto	NOMBRE DEL PRODUCTO: Repetidor wifi / Adaptador de Ethernet a WIFI MODELO: E1/AC7
Alimentador de Energía: Alimentación: Salida:	
PAIS DE ORIGEN: CHINA	

### LA OPERACIÓN DE ESTE DISPOSITIVO ESTA SUJETA A LAS SIGUIENTES CONDICIONES:

- Es posible que este equipo o dispositivo no cause interferencia perjudicial.
  - Este equipo o dispositivo debe aceptar cualquier tipo de interferencia, incluyendo la que pueda causar su operación no deseada.
- Estimado usuario: Antes de utilizar este producto lo invitamos a leer el siguiente manual para que conozca todas sus funciones y características.

### GNU General Public License Notice

This product includes software code developed by third parties, including software code subject to the GNU General Public License ("GPL"). For GPL inquiries, please contact us at [support@brostrend.com](mailto:support@brostrend.com) or 8 The Green, Suite A, Dover City, DE, U.S.A., Zip code 19901. Additionally, BrosTrend provides for a GPL-Code-Center under <https://brostrend.me/gpl> where machine readable copies of the GPL source codes used in BrosTrend products are available for free to download. Please note, that the GPL-Code-Center is only provided as a courtesy to BrosTrend's customer but may neither offer a full set of source codes used in all products nor always provide for the latest or actual version of such source codes.

The GPL Code used in these products is distributed WITHOUT ANY WARRANTY and is subject to the copyrights of one or more authors.

Please refer to the following GNU Public License for further information.

### GNU GENERAL PUBLIC LICENSE

Version 2, June 1991

Copyright (C) 1989, 1991 Free Software Foundation, Inc.  
51 Franklin Street, Fifth Floor, Boston, MA 02110-1301, USA

Everyone is permitted to copy and distribute verbatim copies of this license document, but changing it is not allowed.

#### Preamble

The licenses for most software are designed to take away your freedom to share and change it. By contrast, the GNU General Public License is intended to guarantee your freedom to share and change free software--to make sure the software is free for all its users. This General Public License applies to most of the Free Software Foundation's software and to any other program whose authors commit to using it. (Some other Free Software Foundation software is covered by the GNU Lesser General Public License instead.) You can apply it to your programs, too.

When we speak of free software, we are referring to freedom, not price. Our General Public Licenses are designed to make sure that you have the freedom to distribute copies of free software (and charge for this service if you wish), that you receive source code or can get it if you want it, that you can change the software or use pieces of it in new free programs; and that you know you can do these things.

To protect your rights, we need to make restrictions that forbid anyone to deny you these rights or to ask you to surrender the rights. These restrictions translate to certain responsibilities for you if you distribute copies of the software, or if you modify it.

For example, if you distribute copies of such a program, whether gratis or for a fee, you must give the recipients all the rights that you have. You must make sure that they, too, receive or can get the source code. And you must show them these terms so they know their rights.

We protect your rights with two steps: (1) copyright the software, and (2) offer you this license which gives you legal permission to copy, distribute and/or modify the software.

Also, for each author's protection and ours, we want to make certain that everyone understands that there is no warranty for this free software. If the software is modified by someone else and passed on, we want its recipients to know that what they have is not the original, so that any problems introduced by others will not reflect on the original authors' reputations.

Finally, any free program is threatened constantly by software patents. We wish to avoid the danger that redistributors of a free program will individually obtain patent licenses, in effect making the program proprietary. To prevent this, we have made it clear that any patent must be licensed for everyone's free use or not licensed at all.

The precise terms and conditions for copying, distribution and modification follow.

### TERMS AND CONDITIONS FOR COPYING, DISTRIBUTION AND MODIFICATION

0. This License applies to any program or other work which contains a notice placed by the copyright holder saying it may be distributed under the terms of this General Public License. The "Program", below, refers to any such program or work, and a "work based on the Program" means either the Program or any derivative work under copyright law: that is to say, a work containing the Program or a portion of it, either verbatim or with modifications and/or translated into another language. (Hereinafter, translation is included without limitation in the term "modification".) Each licensee is addressed as "you".

Activities other than copying, distribution and modification are not covered by this License; they are outside its scope. The act of running the Program is not restricted, and the output from the Program is covered only if its contents constitute a work based on the Program (independent of having been made by running the Program). Whether that is true depends on what the Program does.

1. You may copy and distribute verbatim copies of the Program's source code as you receive it, in any medium, provided that you conspicuously and appropriately publish on each copy an appropriate copyright notice and disclaimer of warranty; keep intact all the notices that refer to this License and to the absence of any warranty; and give any other recipients of the Program a copy of this License along with the Program.

You may charge a fee for the physical act of transferring a copy, and you may at your option offer warranty protection in exchange for a fee.

2. You may modify your copy or copies of the Program or any portion of it, thus forming a work based on the Program, and copy and distribute such modifications or work under the terms of Section 1 above, provided that you also meet all of these conditions:

- You must cause the modified files to carry prominent notices stating that you changed the files and the date of any change.
- You must cause any work that you distribute or publish, that in whole or in part contains or is derived from the Program or any part thereof, to be licensed as a whole at no charge to all third parties under the terms of this License.
- If the modified program normally reads commands interactively when run, you must cause it, when started running for such interactive use in the most ordinary way, to print or display an announcement including an appropriate copyright notice and a notice that there is no warranty (or else, saying that you provide a warranty) and that users may redistribute the program under these conditions, and telling the user how to view a copy of this License. (Exception: if the Program itself is interactive but does not normally print such an announcement, your work based on the Program is not required to print an announcement.)

These requirements apply to the modified work as a whole. If identifiable sections of that work are not derived from the Program, and can be reasonably considered independent and separate works in themselves, then this License, and its terms, do not apply to those sections when you distribute them as separate works. But when you distribute the same sections as part of a whole which is a work based on the Program, the distribution of the whole must be on the terms of this License, whose permissions for other licensees extend to the entire whole, and thus to each and every part regardless of who wrote it.

Thus, it is not the intent of this section to claim rights or contest your rights to work written entirely by you; rather, the intent is to exercise the right to control the distribution of derivative or collective works based on the Program.

In addition, mere aggregation of another work not based on the Program with the Program (or with a work based on the Program) on a volume of a storage or distribution medium does not bring the other work under the scope of this License.

3. You may copy and distribute the Program (or a work based on it, under Section 2) in object code or executable form under the terms of Sections 1 and 2 above provided that you also do one of the following:

- Accompany it with the complete corresponding machine-readable source code, which must be distributed under the terms of Sections 1 and 2 above on a medium customarily used for software interchange; or,
- Accompany it with a written offer, valid for at least three years, to give any third party, for a charge no more than your cost of physically performing source distribution, a complete machine-readable copy of the corresponding source code, to be distributed under the terms of Sections 1 and 2 above on a medium customarily used for software interchange; or,
- Accompany it with the information you received as to the offer to distribute corresponding source code. (This alternative is allowed only for noncommercial distribution and only if you received the program in object code or executable form with such an offer, in accord with Subsection b above.)

The source code for a work means the preferred form of the work for making modifications to it. For an executable work, complete source code means all the source code for all modules it contains, plus any associated interface definition files, plus the scripts used to control compilation and installation of the executable. However, as a special exception, the source code distributed need not include anything that is normally distributed (in either source or binary form) with the major components (compiler, kernel, and so on) of the operating system on which the executable runs, unless that component itself accompanies the executable.

If distribution of executable or object code is made by offering access to copy from a designated place, then offering equivalent access to copy the source code from the same place counts as distribution of the source code, even though third parties are not compelled to copy the source along with the object code.

4. You may not copy, modify, sublicense, or distribute the Program except as expressly provided under this License. Any attempt otherwise to copy, modify, sublicense or distribute the Program is void, and will automatically terminate your rights under this License. However, parties who have received copies, or rights, from you under this License will not have their licenses terminated so long as such parties remain in full compliance.

5. You are not required to accept this License, since you have not signed it. However, nothing else grants you permission to modify or distribute the Program or its derivative works. These actions are prohibited by law if you do not accept this License. Therefore, by modifying or distributing the Program (or any work based on the Program), you indicate your acceptance of this License to do so, and all its terms and conditions for copying, distributing or modifying the Program or works based on it.

6. Each time you redistribute the Program (or any work based on the Program), the recipient automatically receives a license from the original licensor to copy, distribute or modify the Program subject to these terms and conditions. You may not impose any further restrictions on the recipients' exercise of the rights granted herein. You are not responsible for enforcing compliance by third parties to this License.

7. If, as a consequence of a court judgment or allegation of patent infringement or for any other reason (not limited to patent issues), conditions are imposed on you (whether by court order, agreement or otherwise) that contradict the conditions of this License, they do not excuse you from the conditions of this License. If you cannot distribute so as to satisfy simultaneously your obligations under this License and any other pertinent obligations, then as a consequence you may not distribute the Program at all. For example, if a patent license would not permit royalty-free redistribution of the Program by all those who receive copies directly or indirectly through you, then the only way you could satisfy both it and this License would be to refrain entirely from distribution of the Program.

If any portion of this section is held invalid or unenforceable under any particular circumstance, the balance of the section is intended to apply and the section as a whole is intended to apply in other circumstances.

It is not the purpose of this section to induce you to infringe any patents or other property right claims or to contest validity of any such claims; this section has the sole purpose of protecting the integrity of the free software distribution system, which is implemented by public license practices. Many people have made generous contributions to the wide range of software distributed through that system in reliance on consistent application of that system; it is up to the author/donor to decide if he or she is willing to distribute software through any other system and a licensee cannot impose that choice.

This section is intended to make thoroughly clear what is believed to be a consequence of the rest of this License.

8. If the distribution and/or use of the Program is restricted in certain countries either by patents or by copyrighted interfaces, the original copyright holder who places the Program under this License may add an explicit geographical distribution limitation excluding those countries, so that distribution is permitted only in or among countries not thus excluded. In such case, this License incorporates the limitation as if written in the body of this License.

9. The Free Software Foundation may publish revised and/or new versions of the General Public License from time to time. Such new versions will be similar in spirit to the present version, but may differ in detail to address new problems or concerns.

Each version is given a distinguishing version number. If the Program specifies a version number of this License which applies to it and "any later version", you have the option of following the terms and conditions either of that version or of any later version published by the Free Software Foundation. If the Program does not specify a version number of this License, you may choose any version ever published by the Free Software Foundation.

10. If you wish to incorporate parts of the Program into other free programs whose distribution conditions are different, write to the author to ask for permission. For software which is copyrighted by the Free Software Foundation, write to the Free Software Foundation; we sometimes make exceptions for this. Our decision will be guided by the two goals of preserving the free status of all derivatives of our free software and of promoting the sharing and reuse of software generally.

### NO WARRANTY

11. BECAUSE THE PROGRAM IS LICENSED FREE OF CHARGE, THERE IS NO WARRANTY FOR THE PROGRAM, TO THE EXTENT PERMITTED BY APPLICABLE LAW. EXCEPT WHEN OTHERWISE STATED IN WRITING THE COPYRIGHT HOLDERS AND/OR OTHER PARTIES PROVIDE THE PROGRAM "AS IS" WITHOUT WARRANTY OF ANY KIND, EITHER EXPRESSED OR IMPLIED, INCLUDING, BUT NOT LIMITED TO, THE IMPLIED WARRANTIES OF MERCHANTABILITY AND FITNESS FOR A PARTICULAR PURPOSE. THE ENTIRE RISK AS TO THE QUALITY AND PERFORMANCE OF THE PROGRAM IS WITH YOU. SHOULD THE PROGRAM PROVE DEFECTIVE, YOU ASSUME THE COST OF ALL NECESSARY SERVICING, REPAIR OR CORRECTION.

12. IN NO EVENT UNLESS REQUIRED BY APPLICABLE LAW OR AGREED TO IN WRITING WILL ANY COPYRIGHT HOLDER, OR ANY OTHER PARTY WHO MAY MODIFY AND/OR REDISTRIBUTE THE PROGRAM AS PERMITTED ABOVE, BE LIABLE TO YOU FOR DAMAGES, INCLUDING ANY GENERAL, SPECIAL, INCIDENTAL OR CONSEQUENTIAL DAMAGES ARISING OUT OF THE USE OR INABILITY TO USE THE PROGRAM (INCLUDING BUT NOT LIMITED TO LOSS OF DATA OR DATA BEING RENDERED INACCURATE OR LOSSES SUSTAINED BY YOU OR THIRD PARTIES OR A FAILURE OF THE PROGRAM TO OPERATE WITH ANY OTHER PROGRAMS), EVEN IF SUCH HOLDER OR OTHER PARTY HAS BEEN ADVISED OF THE POSSIBILITY OF SUCH DAMAGES.

### END OF TERMS AND CONDITIONS

#### How to Apply These Terms to Your New Programs

If you develop a new program, and you want it to be of the greatest possible use to the public, the best way to achieve this is to make it free software which everyone can redistribute and change under these terms.

To do so, attach the following notices to the program. It is safest to attach them to the start of each source file to most effectively convey the exclusion of warranty; and each file should have at least the "copyright" line and a pointer to where the full notice is found.

one line to give the program's name and an idea of what it does.  
Copyright (C) yyyy name of author

This program is free software; you can redistribute it and/or modify it under the terms of the GNU General Public License as published by the Free Software Foundation; either version 2 of the License, or (at your option) any later version.

This program is distributed in the hope that it will be useful, but WITHOUT ANY WARRANTY; without even the implied warranty of MERCHANTABILITY or FITNESS FOR A PARTICULAR PURPOSE. See the GNU General Public License for more details.

You should have received a copy of the GNU General Public License along with this program; if not, write to the Free Software Foundation, Inc., 51 Franklin Street, Fifth Floor, Boston, MA 02110-1301, USA.

Also add information on how to contact you by electronic and paper mail.

If the program is interactive, make it output a short notice like this when it starts in an interactive mode:

Gnomovision version 69, Copyright (C) year name of author  
Gnomovision comes with ABSOLUTELY NO WARRANTY; for details type 'show w'. This is free software, and you are welcome to redistribute it under certain conditions; type 'show c' for details.

The hypothetical commands 'show w' and 'show c' should show the appropriate parts of the General Public License. Of course, the commands you use may be called something other than 'show w' and 'show c'; they could even be mouse-clicks or menu items--whatever suits your program.

You should also get your employer (if you work as a programmer) or your school, if any, to sign a "copyright disclaimer" for the program, if necessary. Here is a sample; alter the names:

Yooyodyne, Inc., hereby disclaims all copyright interest in the program 'Gnomovision' (which makes passes at compilers) written by James Hacker.

signature of Ty Coon, 1 April 1989  
Ty Coon, President of Vice

This General Public License does not permit incorporating your program into proprietary programs. If your program is a subroutine library, you may consider it more useful to permit linking proprietary applications with the library. If this is what you want to do, use the GNU Lesser General Public License instead of this License.