

ASSEMBLY INSTRUCTIONS

BM 23003 + ANOTHER MARBLE SIDE TABLE

Thank you for visiting us and making your purchase!



PARTS CHECKLIST:

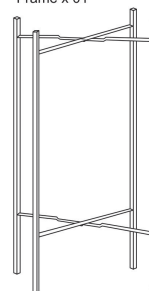
CODE	COMPONENTS	QTY
A	FRAME	x 01
B	MARBLE	x 01
C	TRAY	x 01

components

HARDWARE CHECKLIST:

CODE	DESCRIPTION	QTY
01	ALLEN BOLTS	x 04
02	WASHERS	x 04
03	KEY	x 01

Frame x 01



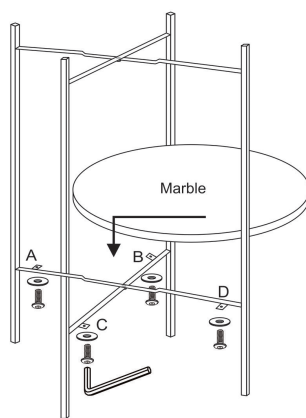
Tray x 01



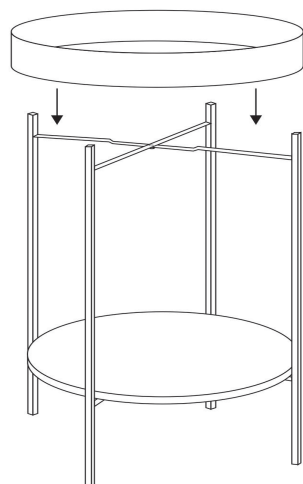
Marble x 01



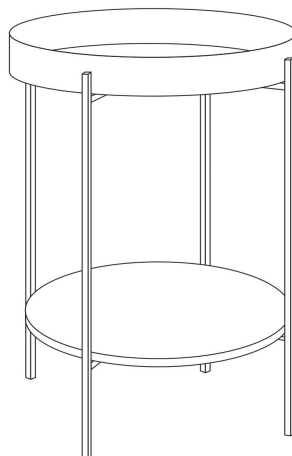
1.



2.



3.



- PLEASE DO NOT DISCARD ANY OF THE PACKAGING UNTIL YOU HAVE CHECKED ALL THE PARTS AND THE PACKS OF HARDWARE.
- BEFORE YOU BEGIN TO ASSEMBLE YOUR NEW PIECE OF FURNITURE, PLEASE CHECK TO ENSURE THAT ALL PARTS HAVE BEEN SUPPLIED.
- FOLLOW INSTRUCTIONS CLOSELY AS DEVIATION FROM THEM MAY VOID YOUR WARRANTY AND PRESENT A POSSIBLE SAFETY RISK.
- IT IS RECOMMENDED THAT ASSEMBLY IS DONE ON A SOFT SURFACE LIKE CARPET TO AVOID ANY DAMAGE.
- PERIODICALLY CHECK AND RE-TIGHTEN ANY FASTENERS. WIPE DOWN ALL SURFACES WEEKLY WITH A CLEAN CLOTH. DO NOT CLEAN ANY SURFACES WITH HARSH ABRASIVES OR CHEMICALS.

maintenance advice