


Nancy's Notions®

Free Quilt Block Pattern

Block 7: Ohio Star Variation



Use one light, one medium, and two dark fabrics.

Instructions:

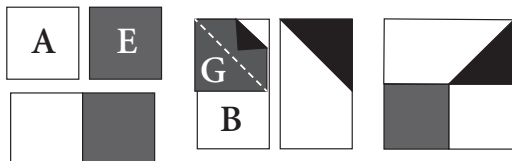
Read instructions before beginning the project. All seam allowances are $\frac{1}{4}$ " unless otherwise stated.

1. Cut fabrics:

- Four squares $2\frac{1}{2}$ " x $2\frac{1}{2}$ " (light) - A
- Four rectangles $2\frac{1}{2}$ " x $4\frac{1}{2}$ " (light) - B
- Two squares $5\frac{1}{4}$ " x $5\frac{1}{4}$ " (light) - C
- Two squares $5\frac{1}{4}$ " x $5\frac{1}{4}$ " (medium) - D
- Four squares $2\frac{1}{2}$ " x $2\frac{1}{2}$ " (dark 1) - E
- One square $4\frac{1}{2}$ " x $4\frac{1}{2}$ " (dark 1) - F
- Four squares $2\frac{1}{2}$ " x $2\frac{1}{2}$ " (dark 2) - G

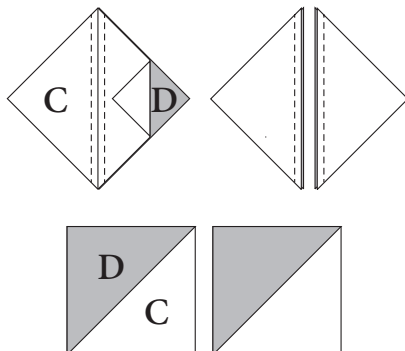
2. Create 3-patch blocks:

- Sew one A square and one E square together into a unit, as shown; press toward dark. Make four A/E units. Draw a diagonal line, corner to corner, on the wrong side of one dark 2 G square. Layer G square on one end of one B rectangle; pin in place. Sew diagonally across G square, as shown; trim corner to a $\frac{1}{4}$ " seam allowance and press toward D. Make four B/G units. Sew the A/E and B/G units together to create a 3-patch and press seam either open or one direction. Make four 3-patch blocks.

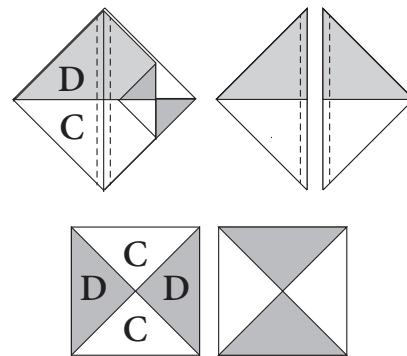


3. Create hour glass blocks:

- Draw a diagonal line, corner to corner, on the wrong side of one light C square and place on one medium D square. Stitch $\frac{1}{4}$ " seam on each side of drawn line. Cut in half and press toward D. Make four half square blocks.



- Draw a diagonal line, corner to corner, on the wrong side of two C/D half square made in Step 3 and placed on remaining C/D half squares, with right sides together, and opposite fabrics facing. Sew a $\frac{1}{4}$ " seam on each side of drawn line. Cut in half and press seam either open or to one side. Make four hour glass blocks.



4. Create block:

- Layout 3-patch, hourglass, and F squares, as shown. Sew into rows; press each row in opposite direction. Sew rows together (press seams open) to create the Ohio Star Variation block measuring $12\frac{1}{2}$ " square.

