



PHOENICIAN™

GRIND GUIDE




SMART DESIGN FOR THE PERFECT GRIND™

CHOOSE THE RIGHT SCREEN

MAXIMIZE YOUR KIEF COLLECTION

MAXIMIZING YOUR KIEF COLLECTION IS BASED ON THE MOISTURE CONTENT & CONSISTENCY OF YOUR HERBS WHICH IS USUALLY A FACTOR OF YOUR REGION, CLIMATE & CURING OF HERBS.

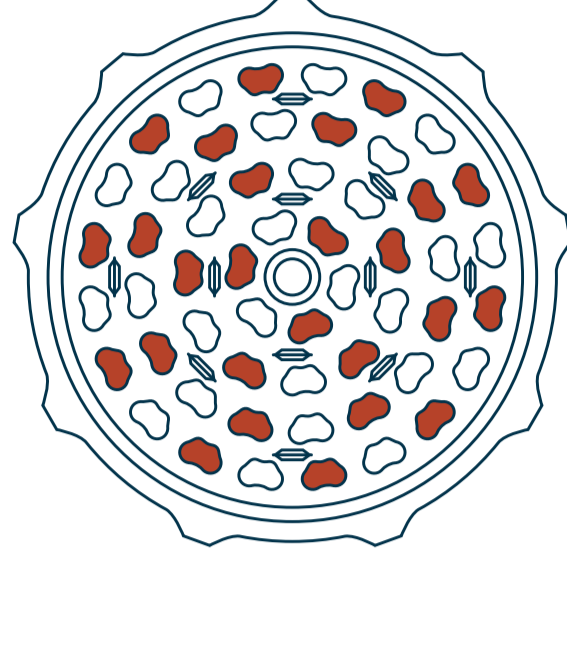
HERB TYPE × CLIMATE

FINE 180	REGULAR 300	COARSE 400
180 MICRON (80 MESH)	300 MICRON (50 MESH)	400 MICRON (40 MESH)
 .007"	 .011"	 .015"
HERB TYPE		
DRY	AVERAGE	STICKY
CLIMATE TYPE		
DRY	MODERATE	HUMID

HOW MUCH TO FILL

FILL 50%

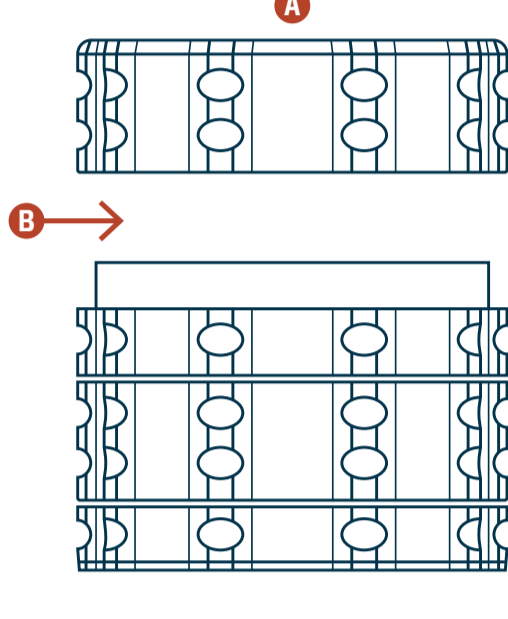
DO NOT OVERFILL



HOW TO GRIND PROPERLY

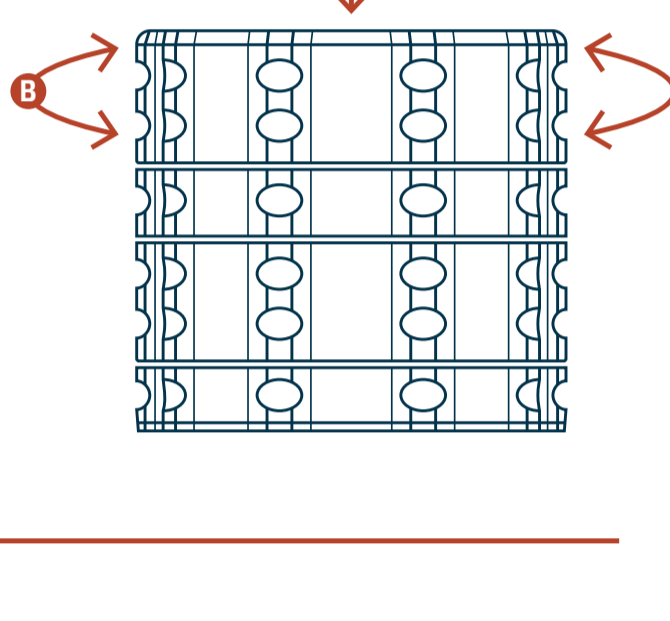
STEP 01

- A PULL UP TO OPEN.
- B PLACE HERB HERE.



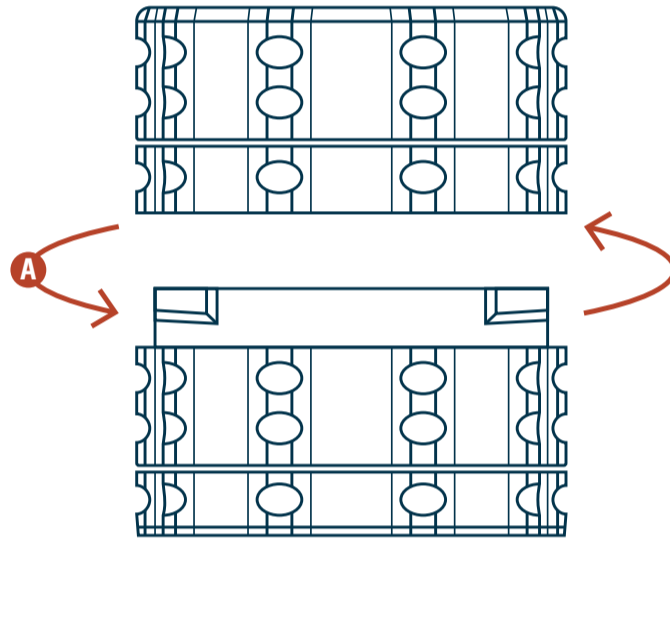
STEP 02

- A REPLACE TOP.
- B TWIST CLOCKWISE 1/4 TURN, THEN COUNTER CLOCKWISE 1/4 TURN. REPEAT UNTIL GROUND.



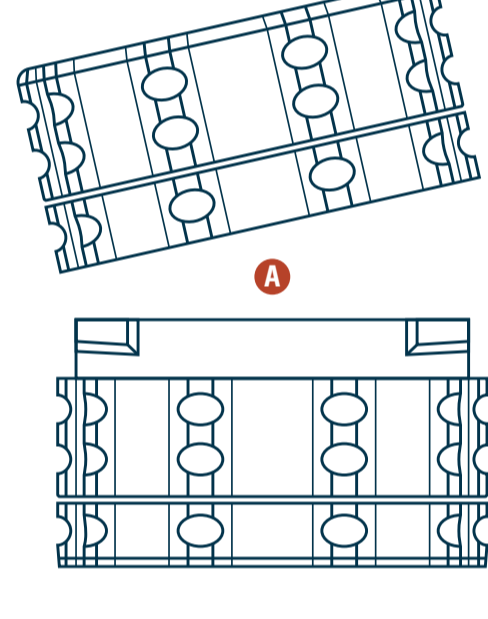
STEP 03

- A TWIST COUNTER CLOCKWISE 1/4 TURN.
- B PULL UP TO OPEN.



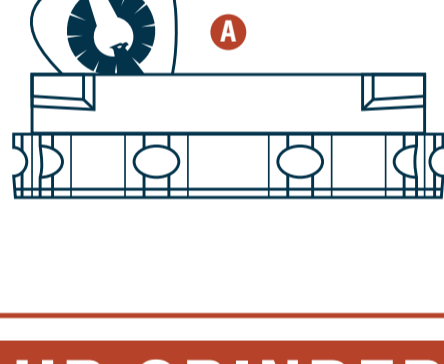
STEP 04

- A ENJOY YOUR PERFECTLY GROUND HERB!



STEP 05

- A DON'T FORGET YOUR KIEF IN THE BOTTOM CHAMBER!

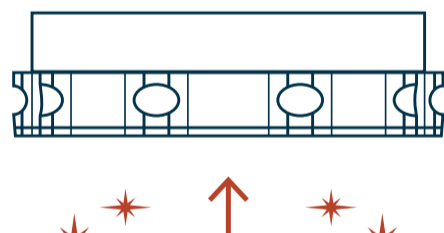
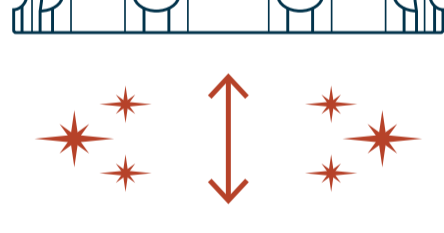


HOW TO CLEAN YOUR GRINDER



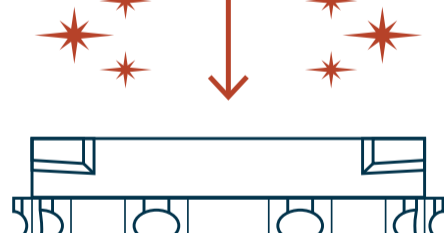
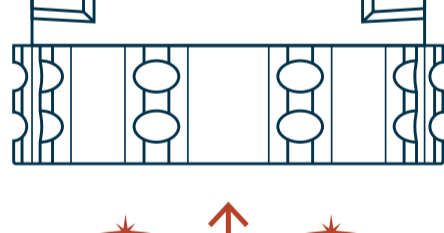
NATURAL CLEANING

- 1 USE HEMP OIL & AN OLD TOOTHBRUSH TO GENTLY SCRUB YOUR GRINDER CLEAN.
- 2 RINSE THOROUGHLY WITH HOT WATER & SOAP BEFORE USING.



EXTRA DIRTY

- 1 USE AN OLD TOOTHBRUSH TO REMOVE RESIDUE & BUILDUP, THEN SOAK IN ISOPROPYL ALCOHOL
- 2 RINSE THOROUGHLY WITH HOT WATER & SOAP BEFORE USING.

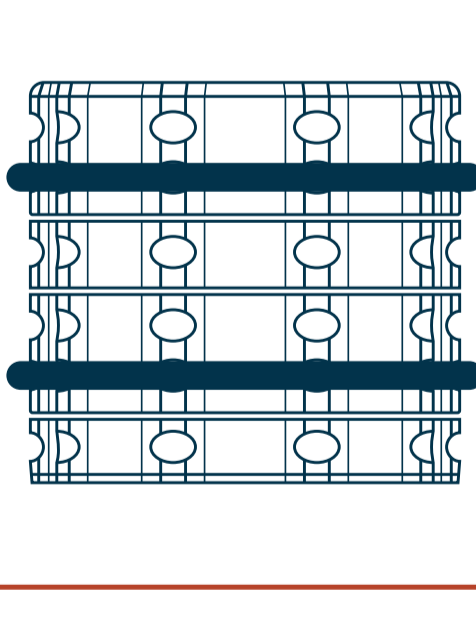


 CLEAN YOUR GRINDER MONTHLY.


UPGRADE YOUR GRINDER

BUMPER RINGS

- × ADDED GRIP
- × ADDED PROTECTION
- × REDUCED NOISE



UPGRADE KIT



- 1 REGULAR 300 MICRON SCREEN
- 1 REGULAR 400 MICRON SCREEN
- 1 REGULAR 180 MICRON SCREEN
- 2 BUMPER RINGS
- 1 SCREEN SCREW
- 1 LEXON RING
- 1 ALLEN KEY
- 1 KIEF SPOON

LOVE YOUR GRINDER

- ♥ REGISTER YOUR GRINDER FOR A LIMITED LIFETIME WARRANTY
- ♥ ADD BUMPER RINGS FOR PROTECTION
- ♥ UPGRADE YOUR SCREENS
- ♥ CLEAN YOUR GRINDER MONTHLY
- ⊘ DO NOT PLACE HERB BETWEEN THE 2 MAGNETS
- ⊘ DO NOT OVERFILL YOUR GRINDER
- ⊘ DO NOT DROP OR THROW YOUR GRINDER
- ⊘ DO NOT PUT FOREIGN OBJECTS IN YOUR GRINDER
- ⊘ DO NOT USE YOUR GRINDER WITHOUT THE LEXON RING
- ⊘ DO NOT BOIL YOUR GRINDER
- ⊘ DO NOT LEAVE YOUR GRINDER IN THE SUN

