


Joseph
Joseph[®]

DoorStore™ Knives


Installation instructions



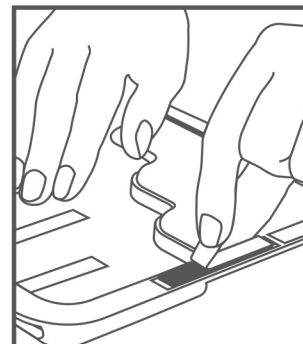
How to install



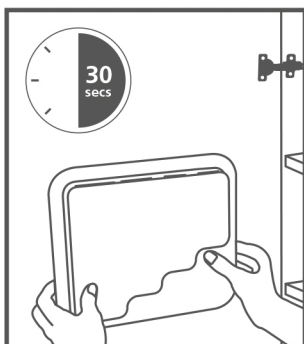
1. Clean and dry surface before application



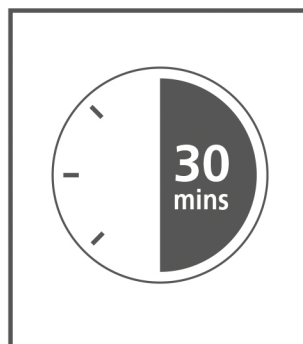
2. Ensuring the cupboard door can close, lightly mark the position of the case edges with a pencil.



3. Remove knives and peel off backing tape.



4. Align case edges with pencil marks and press firmly for 30 seconds.



5. Wait 30 minutes before inserting the knives

