


ADIRONDACK CHAIR



Instruction Manual

***THE DIAGRAM IS FOR REFERENCE ONLY**









IMPORTANT:

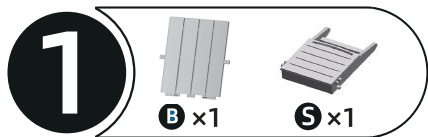
- READ CAREFULLY AND KEEP FOR FUTURE REFERENCE.
- PLEASE CONTACT CUSTOMER SERVICE IF YOU HAVE ANY QUESTIONS OR MISSING PARTS.

CARE & SAFETY:

- Always place it on firm and level ground.
- Please follow the instruction strictly to ensure that all the parts are assembled properly, do not skip any step.
- In case of fire, do not attempt to extinguish any burning polypropylene with water | Unsuitable for storage of flammable or corrosive substances.
- Wear safety-goggles and always follow the manufacturer's instructions when using power tools.

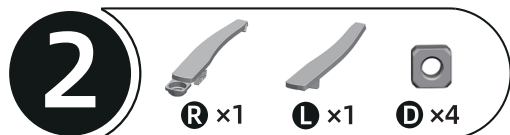

ASSEMBLY PARTS

Item no.	Reference Image	Qty	Item no.	Reference Image	Qty
B		x1	L		x1
S		x1	D		x12
RS LS		x1 x1	E		x12
R		x1	F		x1

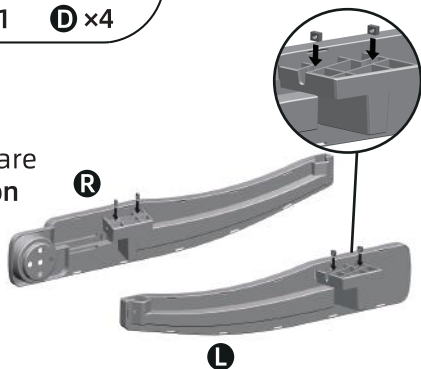


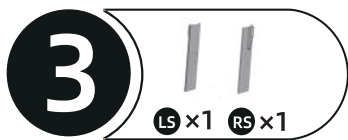
Use some strength and click these parts together.

ATTN: Do not use too much strength, otherwise the parts would be damaged.



⚠ Make sure all part (D) are placed in the **correct position** for the next steps.

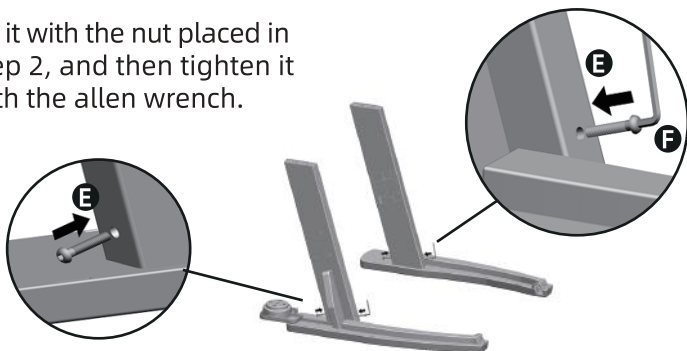




Make sure all parts are clicked tightly enough to ensure sturdiness.



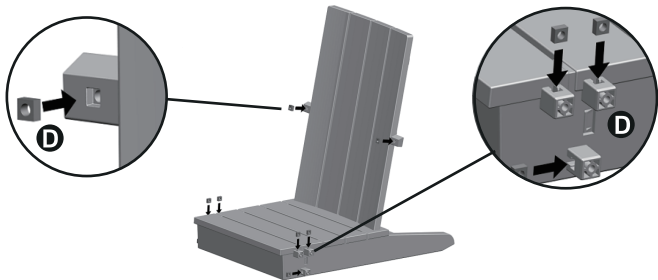
Fix it with the nut placed in Step 2, and then tighten it with the allen wrench.



5

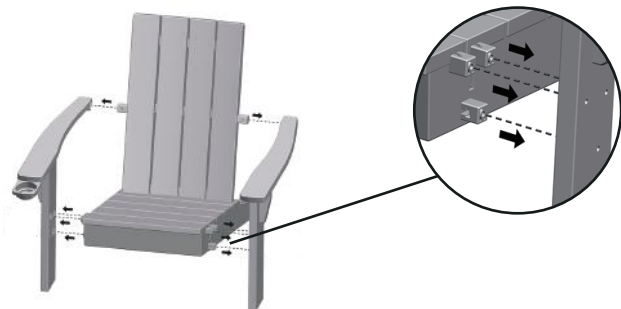


D x8



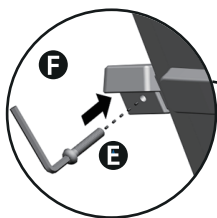
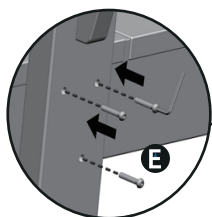
6

Combine the Assembled Parts





Screw the parts together with PART (E)



8

Installation Completed

PAY ATTENTION:
DO NOT EXCEED THE MAXIMUM
LOAD OF 330 LBS (150 KGS).



LIMITED 6 MONTHS WARRANTY

The warranty is valid as of the date of purchase and a dated proof of purchase should be presented on request.

Any product or part which fails due to structural defect or faulty workmanship, or which fails due to fading of color, for a six-month period from the initial date of purchase.

This warranty does not cover:

- Shelter that has been subjected to abuse, accident, alteration, modification, tampering, vandalism, negligence, misuse, abrasive contact, faulty installation, lack of reasonable care or if affixed to any attachment not provided with the shelter.
- Damage to the contents of shelter, any person or property is excluded.
- Normal and foreseeable wear and tear.
- Damage that occurs due to acts of nature, ie. hurricane, tornado, wind, flood, snow, wind driven debris, etc.
- Third party labor or installation fees of any kind are not recoverable under the warranty.
- Product not installed according to instructions provided.