


CLOSET LIGHT SYSTEM



SPECIFICATIONS

Voltage In: 24V DC

Power: 1FT(3W)

2FT(6.9W)

3FT(10.5W)

4FT(14.1W)

Lumens: 220lm per Ft

CCT: 3000K

Dimmable: No

Maximum Weight: 25kg per section

*When using the sensor operated system, use fixture with sensor first in circuit.

Driver Specifications

Class 2 Power Unit

30W

Input: 120V AC | 60Hz | 0.3A | 35W

Output: 24V DC | Total 1.25A | Constant Current

Power: 30W

60W

Input: 120V AC | 60Hz | 0.585A | 67W

Output: 24V DC | Total 2.5A | Constant Current

Power: 60W

FEATURES



PATENT
PENDING



24V DC
LOW
VOLTAGE



WORKS WITH FRENCH
DOOR CLOSETS



WORKS WITH SLIDING
DOOR CLOSETS



WORKS WITH
WALK-IN CLOSETS

CERTIFICATES



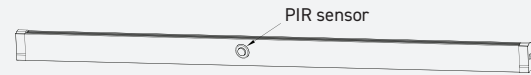
MODEL NUMBERS:

WITH SENSOR

HG10202300BK -- (WITH SENSOR | 2FT)

HG10203300BK -- (WITH SENSOR | 3FT)

HG10204300BK -- (WITH SENSOR | 4FT)




WITHOUT SENSOR

HG10101300BK -- (WITHOUT SENSOR | 1FT)

HG10102300BK -- (WITHOUT SENSOR | 2FT)

HG10103300BK -- (WITHOUT SENSOR | 3FT)

HG10104300BK -- (WITHOUT SENSOR | 4FT)



CUTTABLE

HG10301300BK -- (WITHOUT SENSOR | 1FT)



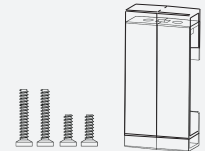
ACCESSORIES

AC12001



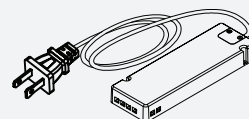
End Hanger Brackets

AC12002



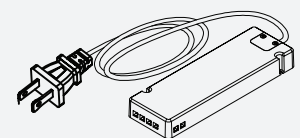
Mid Hanger Brackets

AC12007



Class 2: 30W Driver

AC12008



Class 2: 60W Driver