


Tool-less adapter plates

Installation Instructions



First pair of adapter plates




Step 1

Place the first pair of adapter plates near the mounted module and fix the metal sheet with 2x hexagonal screws and washers through fitting holes. After this, tighten the plates with a washer and securing nut.




Step 2

Place second pair of adapter plates flush to the first pair.



Step 3

Fix the adapter plate through matching holes with screw, washer and securing nut



Step 4

Same procedure for the following plates.

