

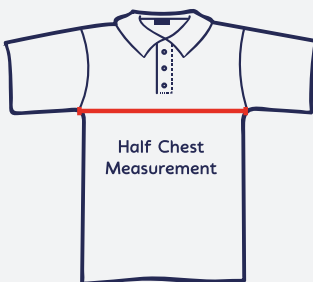
Measuring Guide

To find your child's correct uniform size:

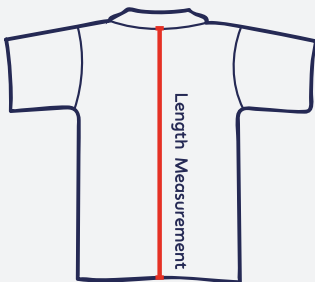
1. Take a **similar garment** that fits your child well
2. **Measure** as per diagrams below:

Tops

*Garment Lying Flat



Measure flat across chest from armpit to armpit



Measure from base of collar to bottom of hem

Bottoms

*Garment Lying Flat & Waist Unstretched



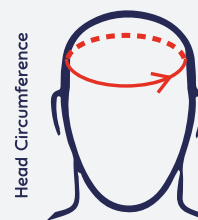
Measure flat across waist with waist unstretched



Measure from top of waist to bottom of hem

Hats

*Measure around the head where the hat will sit



Measurements:

Tops:

Half Chest: _____ cm

Length: _____ cm

Bottoms:

Half Waist: _____ cm

Length: _____ cm

Hats:

Head Circumference: _____ cm

3. Compare your measurements with the **uniform product size chart**
4. If your measurements are **in-between sizes** it is usually best to select the **larger size** to allow room for growth.