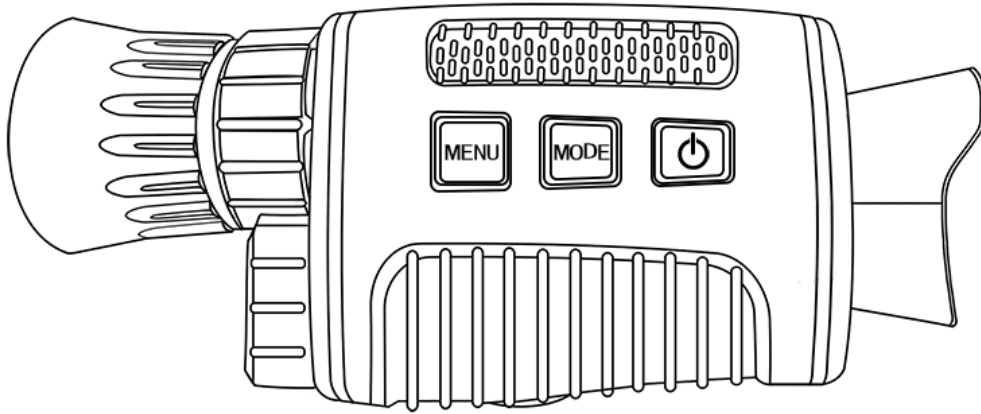
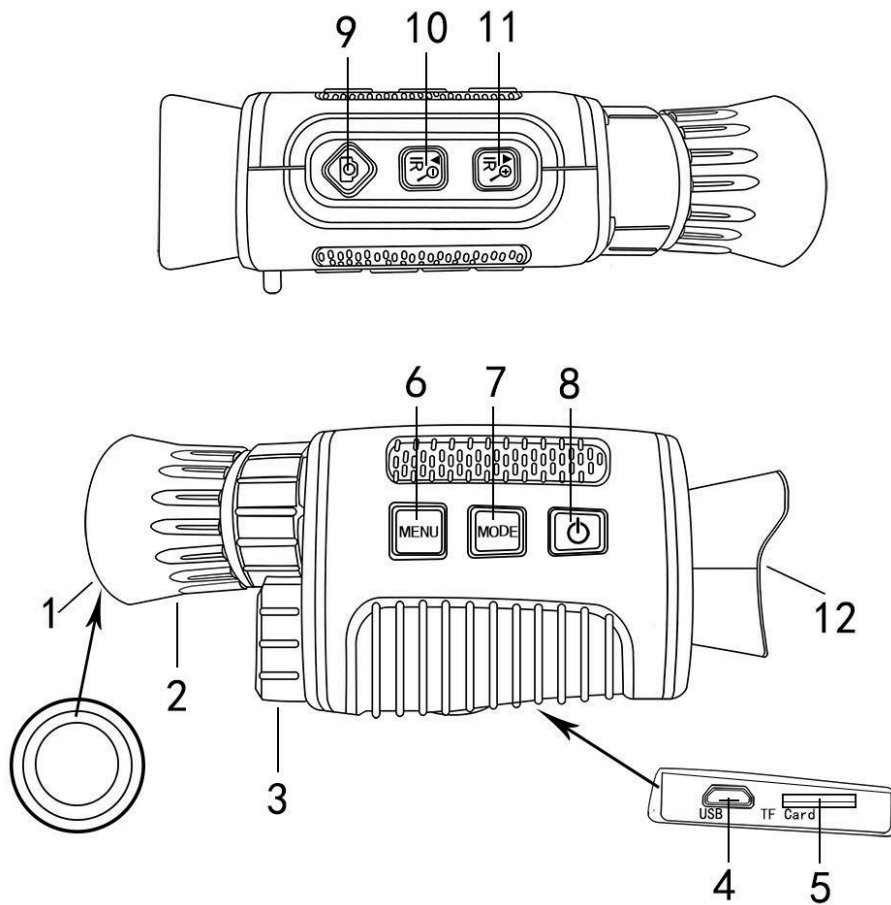


Monocular Night Vision

USER MANUAL



(NV1000)



1	Lens	7	Work Mode (Photo/Video/Playback)
2	Manual focus wheel	8	Power ON/OFF
3	Infrared filter cap	9	OK/ Shoot Button
4	USB port	10	IR Down/Zoom out or Down Button
5	Mini SD card slot	11	IR Up/Zoom in or Up Button
6	Menu/ESC	12	1.5 Inch Screen

□ MENU Specifications







Video :	
Resolution	4K/2K/1080P/720P/VGA/QVGA
Loop recording	OFF/1Minute/3Minutes/5Minutes/10Minutes
WDR	OFF/ON
Motion Detection	OFF/ON
Date Stamp	OFF/ON
Picture :	
Resolution	36MP/32MP/30MP/24MP/20MP/16MP/12MP/10MP/8MP/5MP/3MP
Quality	Fine/Normal/Economy
Sharpness	Strong/Normal/Soft
White Balance	Auto/Daylight/Cloudy/Tungsten/Fluorescent
Anti-Shaking	OFF/ON
Quick Review	OFF/2S/5S












Date Stamp	OFF/Date/Date Time
ISO	Auto/100/200/400/800
Settings:	
Date/Time	YY/MM/DD 00:00:00
Auto Power Off	OFF/1minute/2minutes/3minutes/5minutes/10minutes
Language	Chinese/English/Japan/Italy/France/Germany/Russia/Spain/Portugal
Frequency	50HZ/60HZ
Exposure	+1/3 +0.0 -1/3 -2/3 -1.0 -4/3 -5/3 -2.0
Screen Save	OFF/1minute/3minutes/5minutes/10minutes
Format	SD card
Default Setting	Cancel/OK
Version	2021-03-03

□ Parameters

- Photo Resolution:
36MP/32MP/30MP/24MP/20MP/16MP/12MP/10MP/8MP/5MP/3MP
- Video Size: 4K/2K//1080P/720P/VGA/QVGA
- Aperture: F 1.2 f=25mm
- Lens Angle: FOV=10°, diameter: 25mm
- Display Screen: Inner 1.5"(480*240)TFT LCD
- Digital Zoom: 5X
- Storage Media: Micro SD card, Max up to 128GB
- Viewing Distance in 100% darkness: 150-200M
- Viewing Distance in weak light or day time: 3M~Infinity
- IR LED: 3W, 850nm, 7 levels
- USB Port: Micro USB 2.0
- Power Source : Built-in 2000mAH Lion-battery
- Operating Temperature: -20°C to +60°C
- Storage Temperature: -30°C to +70°C
- Dimension: approx. 150*70*46mm
- Net weight: approx.160g

□ Quick Start

- 1: Insert Micro SD card (up to 128GB), Long press  key to 3-5s, the device will power on,
After power on, adjust the object clearly through the focus wheel, and press  key,
manual take photo or video record, and long press  key to shutdown
- 2: press  key, setting work mode (photo, video, playback), on playback mode, press 
key to playback, and press  key again, exit playback

- 3: press  key, go to menu setting parameters, press  or  up or down key to choice, and press  key to confirm, after settings, press  key again to ESC and exit menu
- 4: short press  key to open IR LED, press it again to add one level until 7 Levels (Max), short press  key to reduce one level until 0 level (Mini) and close IR LED
- 5: Long press  key, Zoom in, Max 5X, long press  key, Zoom out, Mini 0X, for the objects of long range or nearly range, Zoom in or out first ,and adjust the clearly object through the focus wheel, press  key to take photo or video record and save SD card
Note: Turn on IR LED status, can not zoom in or out, need to close IR LED first
- 6: Long press  key 3-5s to shutdown, take out SD card after shutdown, read the data files with card reader or connect USB cable on PC
- 7: Charging, connect it to DC 5V adapter or Power Bank with USB cable