

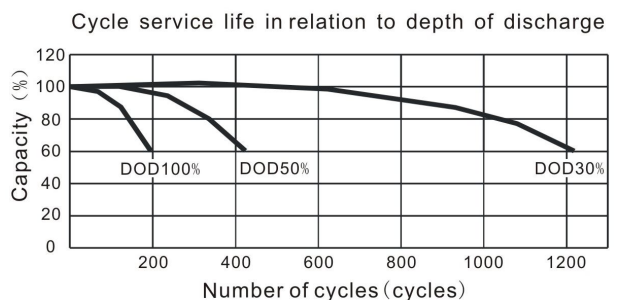
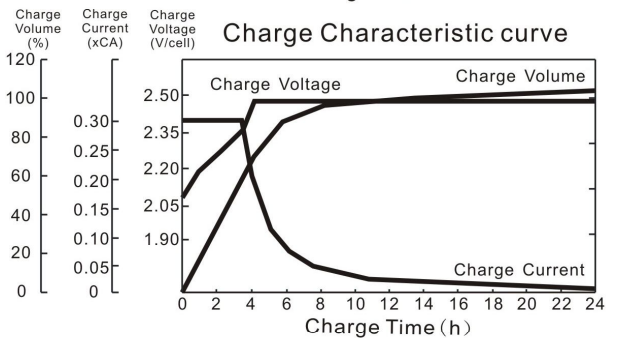
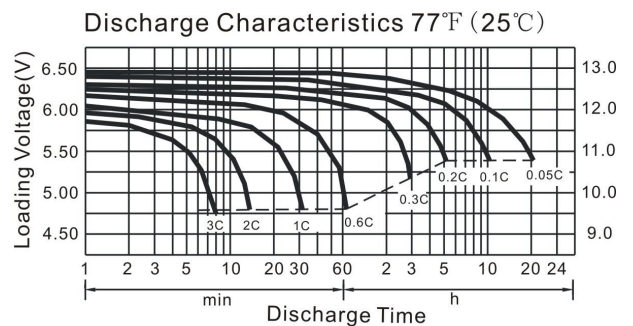
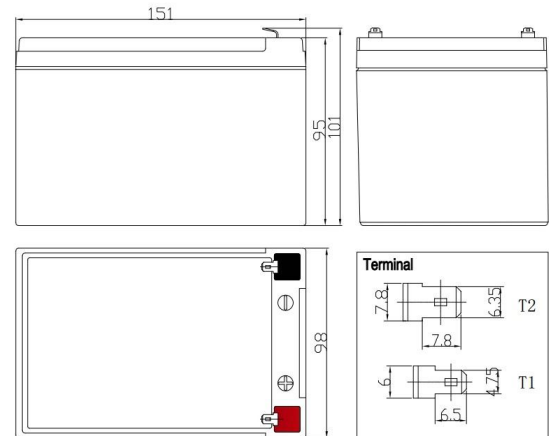


Specifications

Nominal Voltage		12V
Rated Capacity 77°F(25°C) (20HR)		12.0Ah
Dimensions (mm/inch)	Length	151 (5.95)
	Width	98 (3.86)
	Height	95 (3.74)
	Total Height	101 (3.98)
Approx. Weight (kg/lbs)		3.6 (7.94)
Terminal		T1/T2

Characteristic

Capacity 77°F(25°C)	20HR (0.60A)	12.0Ah
	10HR (1.12A)	11.2Ah
	5HR (2.04A)	10.2Ah
	1HR (7.32A)	7.32Ah
	15 min rate (22.2A)	5.6Ah
Internal Resistance	Full Charged Battery 77°F(25°C)	Approx. 18mΩ
Temperature dependence of capacity (20HR)	104°F(40°C)	105%
	77°F(25°C)	100%
	32°F(0°C)	85%
	-4°F(-20°C)	60%
Self-Discharge 68°F(20°C) (Capacity after)	3 months	90%
	6 months	80%
	12 months	60%
Max. Discharge Current, 77°F(25°C)		180A(5s)
Floating design life, 77°F(25°C)		6 years
Constant Voltage Charge, 77°F(25°C)	Cycle	14.5-14.9V(-24mV/°C) max. current: 3.6 A
	Float	13.6-13.8V(-18mV/°C)



Constant Current Discharge Characteristics (A), 77°F(25°C)

F.V/TIME	5min	10min	15min	30min	60min	2H	3H	5H	8H	10H	20H
1.60V/cell	45.6	28.8	22.20	12.00	7.60	4.28	3.13	2.12	1.41	1.15	0.62
1.70V/cell	43.3	27.4	21.20	11.47	7.32	4.12	3.06	2.08	1.40	1.14	0.61
1.75V/cell	42.5	26.8	20.82	11.23	7.19	4.04	3.00	2.04	1.37	1.12	0.60
1.80V/cell	41.6	26.2	20.45	11.02	7.06	3.97	2.95	2.01	1.35	1.10	0.60

Constant Wattage Discharge Characteristics (Watt), 77°F(25°C)

F.V/TIME	5min	10min	15min	30min	60min	2H	3H	5H	8H	10H	20H
1.60V/cell	82.8	52.8	41.08	22.40	14.30	8.14	6.00	4.08	2.75	2.27	1.22
1.70V/cell	79.4	50.6	39.58	21.60	13.91	7.88	5.92	4.04	2.74	2.26	1.21
1.75V/cell	78.6	49.9	39.22	21.34	13.78	7.82	5.86	4.01	2.71	2.23	1.20
1.80V/cell	77.8	49.3	38.86	21.12	13.67	7.74	5.81	3.97	2.69	2.21	1.20