

DE100

SERIE DELTA

grupokassandra

FABRICANTE DE MAMPARAS DESDE 1993

ES LISTADO DE COMPONENTES


FR LISTE DES COMPOSANTS

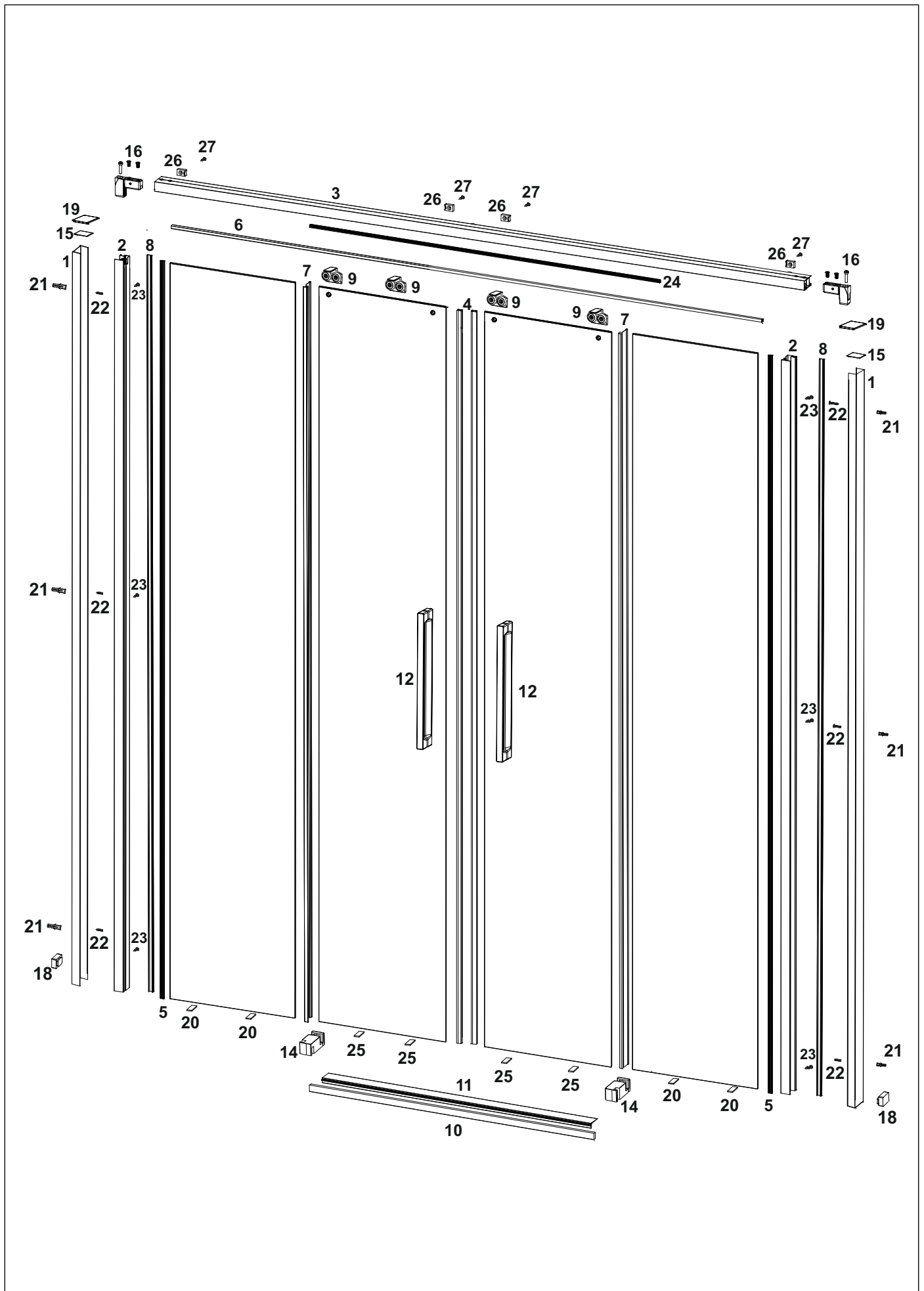
GB LIST OF COMPONENTS

DE LISTE DER KOMPONENTE

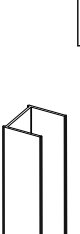
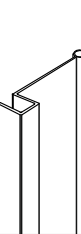
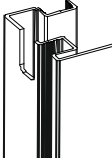
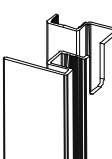
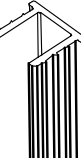
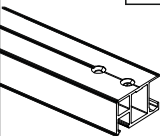






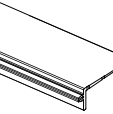
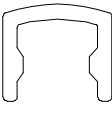



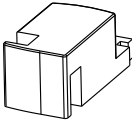
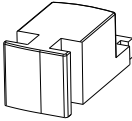
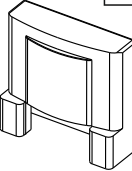

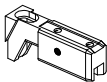


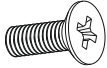

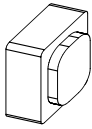
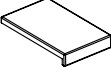
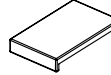
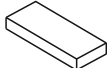

 VIDEO DE INSTALACION

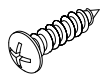


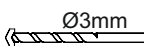

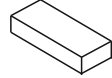
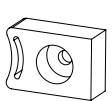






A ATENCIÓN: Piezas ya montadas / ATTENTION: Pre-assembled parts / ATTENTION: Pièces pré-assemblées / ACHTUNG: Vormontierte teile
P Plata brillo / Silver gloss / Argent brillant / Silverglanz
B Blanco mate / Matt white / Blanc mat / Mattweiß
C Cromo / Chrome / Chrome / Chrom
N Negro mate / Matt black / Noir mat / Mattschwarz
T Transparente / Transparent / Transparent / Transparent
O Oro cepillado / Brushed gold / Or broseé / gebürstetes Gold

Nº	DIBUJO SKETCH SQUISSER SCHEMA	DESCRIPCIÓN & CODIGO DESCRIPTION & CODE DESCRIPTION & CODE BESCHREIBUNG & CODE	Uds Units Pcs Stk	Nº	DIBUJO SKETCH SQUISSER SCHEMA	DESCRIPCIÓN & CODIGO DESCRIPTION & CODE DESCRIPTION & CODE BESCHREIBUNG & CODE	Uds Units Pcs Stk
1		COMPENSADOR WALL PROFILE PROFILÉ DE COMPENSATION WANDANSCHLUSSPROFIL O 33PDECO361950AAA P 33PDECO161950AAA N 33PDECO051950AAA B 33PDECO211950AAA	1	7		GOMA ENTRE CRISTALES FIJO FIXED RUBBER BETWEEN GLASS CAOUTHOUCS ENTRE LE VERRE FIXE GUMMI ZWISCHEN GLAS T 33RDEGH101928AAA N 33RDEGH051928AAA	1
2	 	CERCO LATERAL PARA FIJO_DERECHA SIDE PROFILE FOR FIXED_RIGHT PROFIL LATÉRAL POUR FIXE_DROIT SEITENPROFIL FÜR FESTE_RESCH O 33PDECL361950DAA P 33PDECL161950DAA N 33PDECL051950DAA B 33PDECL211950DAA CERCO LATERAL PARA FIJO_IZQUIERDA SIDE PROFILE FOR FIXED_LEFT PROFIL LATÉRAL POUR FIXE_GAUCHE SEITENPROFIL FÜR FESTE_LINKS O 33PDECL361950IAA P 33PDECL161950IAA N 33PDECL051950IAA B 33PDECL211950IAA	1	8		PERFIL TAPETA CERCO LATERAL PROFIL COVER FENCE SIDE CÔTE CLÔTURE COVER PROFIL PROFIL COVER ZAUN SEITE O 33PDETA361950AAA P 33PDETA161950AAA N 33PDETA051950AAA B 33PDETA211950AAA	1
3		CERCO ALTO HIGH FENCE HAUTE CLÔTURE HOHER ZAUN O 33PDECH36 P 33PDECH16 N 33PDECH05 B 33PDECH21	1	9	 	RUEDA WHEEL ROUE RÄDER O 22MDERODAS001036 C 22MDERODAS001012 N 22MDERODAS001005 B 22MDERODAS001021 TAPÓN EMBELLECEDOR RUEDA WHEEL TRIM CAP CAPUCHON DE GARNITURE DE ROUE RADZIERBLENDE O 22MDETAPOS001036 C 22MDETAPOS001012 N 22MDETAPOS001005 B 22MDETAPOS001021	1
4	 	IMÁN A / A MAGNET AIMANT A / MAGNET A T 33RDEMP101935AAA N 33RDEMP051935AAA IMÁN B / B MAGNET AIMANT B / MAGNET B T 33RDEMP101935AAB N 33RDEMP051935AAB	1	10		PERFIL DE RETENCION RETENTION PROFIL PROFIL DE RÉTENTION GUMMIHALTERUNG O 33PDERE36 P 33PDERE16 N 33PDERE05 B 33PDERE21	1
5		GOMA DE ACRISTALAR RUBBER GLAZING REVÊTEMENT EN CAOUTCHOUC GUMMI-VERGLASUNG T 33RDEGB101928AAA N 33RDEGB051928AAA	1	11		GOMA ESTANCA WATERTIGHT RUBBER CAOUTCHOUC ÉTANCHE WASSERDICHTES GUMMI T 33RDEGE10	1
6		GOMA ACRISTALAR HORIZONTAL HORIZONTAL GLAZING RUBBER CAOUTCHOUC POUR VITRAGE HORIZONTAL HORIZONTALVERGLASUNGSGUMMI T 33RDEGF10 N 33RDEGF05	1	12		TIRADOR HANDLE PIGNÉE DE PORTE TÜRGRIF O 22MDEPTIRS001036 C 22MDEPTIRS001012 N 22MDEPTIRS001005 B 22MDEPTIRS001021	1

⚠ ATENCIÓN: Piezas ya montadas / ATTENTION: Pre-assembled parts / ATTENTION: Pièces pré-assemblées / ACHTUNG: Vormontierte teile P Plata brillo / Silver gloss / Argent brillant / Silverglanz B Blanco mate / Matt white / Blanc mat / Mattweiß C Cromo / Chrome / Chrome / Chrom N Negro mate / Matt black / Noir mat / Mattschwarz T Transparente / Transparent / Transparent / Transparent O Oro cepillado / Brushed gold / Or broseé / gebürstetes Gold						
Nº	DIBUJO SKETCH SQUISSER SCHEMA	DESCRIPCIÓN & CODIGO DESCRIPTION & CODE DESCRIPTION & CODE BESCHREIBUNG & CODE	Uds Units Pcs Stk			
14		GUIA IZQUIERDA LEFT GUIDE GUIDE GAUCHE LINKE HAND FÜHRUNG	1			
		O 22MDEGUIAI001036				
		C 22MDEGUIAI001012				
		N 22MDEGUIAI001005				
B 22MDEGUIAI001021						
14		GUIA DERECHA RIGHT GUIDE GUIDE DROIT RECHT HAND FÜHRUNG	1			
		O 22MDEGUIAD001036				
		C 22MDEGUIAD001012				
		N 22MDEGUIAD001005				
B 22MDEGUIAD001021						
14		ANTIDESCARRIL ANTI-SKID ANTI-RAIL ANTI-RAIL	1			
		O 22MDEGUIAS002036				
		C 22MDEGUIAS002012				
		N 22MDEGUIAS002005				
B 22MDEGUIAS002021						
15		TAPA DEL COMPENSADOR COMPENSATOR COVER COUVERCLE DU COMPENSATEUR KOMPENSATORDECKEL	1			
		O 22MDETAPES002036				
		C 22MDETAPES002012				
		T 22MDETAPES002005				
N 22MDETAPES002021						
16		SISTEMA DE MONTAJE DELTA (A) MOUNTING SYSTEM DELTA (A) SYSTÈME DE MONTAGE DELTA (A) MONTAGESYSTEM DELTA (A)	1			
		22MDESIMOS001012				
		16			SISTEMA DE MONTAJE DELTA (B) MOUNTING SYSTEM DELTA (B) SYSTÈME DE MONTAGE DELTA (B) MONTAGESYSTEM DELTA (B)	1
					N 22MDESIMOS002012	
21			TORNILLO M5 X 40 DIN 912 SCREW M5 X 40 DIN 912 VIS M5 X 40 DIN 912 CHRAUBE M5 X 40 DIN 912		1	
		22MAATORNS150040				
		16		TORNILLO M4 X 15 DIN 965 SCREW M4 X 15 DIN 965 VIS M4 X 15 DIN 965 SCHRAUBE M4 X 15 DIN 965		1
				22MAATORNS240015		
17				PEGATINA STICKER ÉTIQUETTE LABEL	1	
				22NAAPEGAS001000		
		18		TOPE DE HOJA DOOR STOP ARRÊT DE PORTE TÜR-STOPP		1
				T 22MDETOPE002010		
19				TAPA DEL CERCO LATERAL DERECHA RIGHT SIDE FRAME COVER COUVERCLE DU CADRE LATÉRAL DROIT RECHTE SEITE RAHMENABDECKUNG	1	
				O 22MDETAPED001036		
		C 22MDETAPED001012				
		N 22MDETAPED001005				
B 22MDETAPED001021						
19		TAPA DEL CERCO LATERAL IZQUIERDA LEFT SIDE FRAME COVER COUVERCLE DU CADRE LATÉRAL GAUCHE SEITLICHE RAHMENABDECKUNG	1			
		O 22MDETAPEI001036				
		C 22MDETAPEI001012				
		N 22MDETAPEI001005				
B 22MDETAPEI001021						
20		CALZO SUPPLEMENT SUPPLEMENT ERGÄNZUNG	1			
		T 22MADCALZS015010				
21		TACO-S6 RAWPLUG S-6 CHEVILLES S-6 DÜBEL S-6	1			
		22MAATACOS001006				

⚠ ATENCIÓN: Piezas ya montadas / ATTENTION: Pre-assembled parts / ATTENTION: Pièces pré-assemblées / ACHTUNG: Vormontierte teile P Plata brillo / Silver gloss / Argent brillant / Silverglanz B Blanco mate / Matt white / Blanc mat / Mattweiß C Cromo / Chrome / Chrome / Chrom				N Negro mate / Matt black / Noir mat / Mattschwarz T Transparente / Transparent / Transparent / Transparent O Oro cepillado / Brushed gold / Or broséé / gebürstetes Gold			
Nº	DIBUJO SKETCH SQUISSER SCHEMA	DESCRIPCIÓN & CODIGO DESCRIPTION & CODE DESCRIPTION & CODE BESCHREIBUNG & CODE	Uds Units Pcs Stk	Nº	DIBUJO SKETCH SQUISSER SCHEMA	DESCRIPCIÓN & CODIGO DESCRIPTION & CODE DESCRIPTION & CODE BESCHREIBUNG & CODE	Uds Units Pcs Stk
22		TORNILLO ST 3,9 X 30 DIN 7981 SCREW ST 3,9 X 30 DIN 7981 VIS ST 3,9 X 30 DIN 7981 SCHRAUBE 3,9 X 30 DIN 7981	1	29		LLAVE ALLEN D: 3 MM HEX KEY D: 3MM CLÉE ALLEN D: 3MM INBUSSCHLÜSSEL D: 3MM	1
		B 22MAATORNS539030				55UAALLALS001003	
23		TORNILLO ST 3,5 X 10 DIN 7981 SCREW ST 3,5 X 10 DIN 7981 VIS ST 3,5 X 10 DIN 7981 SCHRAUBE 3,5 X 10 DIN 7981	1	30		BROCA D: 3M BIT D: 3MM FORET D: 3MM STEINBOHRED D: 3MM	1
		22MAATORNS535010				55CAABRARS000300	
24		EMBELLECEDOR CERCO ALTO HIGH FRAME TRIM BORDURE HAUTE DU CADRE HOHE RAHMENVERKLEIDUNG	1				
		O 33RDEEH36					
		G 33RDEEH14					
		N 33RDEEH05					
		B 33RDEEH21					
25		CALZO PUERTA DOOR SUPPLEMENT SUPPLEMENT ERGÄNZUNG	1				
		22MDEAPOYS003001					
26		TOPE ALTO HIGH STOP BUTEÉ HAUTE HOHER ANSCILAG	1				
		T 22MDETOPES001006					
		N 22MDETOPES001005					
27		TORNILLO 3,9 X 9 DIN 7981 SCREW 3,9 X 9 DIN 7981 VIS 3,9 X 9 DIN 7981 SCHRAUBE 3,9 X 9 DIN 7981	1				
		22MAATORNS539009					
28		LLAVE ALLEN D: 4 MM HEX KEY D: 4 MM CLÉE ALLEN D: 4MM INBUSSCHLÜSSEL D: 4MM	1				
		55UAALLALS001004					