

# BEDWOOD

*Where Creativity And Innovation Collide*



THE LEADER IN SHOW QUALITY, CUSTOM MANUFACTURED  
BEDWOOD®, PARTS AND ACCESSORIES

AVAILABLE APPLICATIONS FOR ALL  
POPULAR MODELS FROM 1917-PRESENT

[WWW.BEDWOOD.COM](http://WWW.BEDWOOD.COM)



# *TABLE OF* **CONTENTS**

<b>WELCOME</b>	<b>3</b>
<b>CARBON SERIES™</b>	<b>4</b>
<b>SHOW SCHEDULE</b>	<b>5</b>
<b>THE BEDWOOD DIFFERENCE</b>	<b>6</b>
<b>THE BEDWOOD PROCESS</b>	<b>7</b>
<b>HISTORY</b>	<b>8</b>
<b>WOOD HARDNESS</b>	<b>9</b>
<b>BEDWOOD</b>	<b>10</b>
<b>BED STRIPS</b>	<b>12</b>
<b>BOLT KITS</b>	<b>14</b>
<b>CHEVROLET</b>	<b>16</b>
<b>FORD</b>	<b>24</b>
<b>DODGE</b>	<b>30</b>
<b>FINISHING KITS</b>	<b>36</b>
<b>FUEL DOORS</b>	<b>38</b>
<b>CUSTOM BEDWOOD</b>	<b>40</b>
<b>RETROLINER</b>	<b>42</b>
<b>HOW TO SQUARE YOUR BED</b>	<b>44</b>
<b>CUSTOM FORMS</b>	<b>46</b>
<b>ORDERING</b>	<b>48</b>
<b>POLICIES AND FAQ'S</b>	<b>50</b>



# WELCOME TO



I learned a great deal helping my dad work on street rods, stock cars, and the occasional classic truck. He inspired me to do quality work and have a passion for all things automotive, especially pickup trucks. BedWood and Parts builds quality products that will last generations--it's a Kentucky tradition.

When I rebuilt my own project truck, it was difficult to find the parts and quality necessary to restore the wood bed. Quick I realized, like me, many other enthusiasts were also seeking the same products. It was then that BedWood and Parts was launched with genuine quality standards and customer service for which the southern United States is known.

Today, BedWood and Parts has grown into two distinct brands of products: BedWood® for your classic truck guys, RetroLiner for those of you with a late model truck or any truck with a metal bed floor. Both are available in the broad choice of domestic and exotic woods, each providing character and individuality to your special project.

Our wood kits are not just for trucks. Our team of skilled craftsmen also design and manufacture custom-fit wood for hot-rods, panels, or for almost any project you can imagine. Heck, we've even done wood for some fire trucks and a horse drawn wagon!

As a manufacturer of natural resource based products, it is imperative that BedWood exemplifies resource leadership, thinking strategically about the natural resources from the moment the tree is cut all the way to reforestation. It involves the ability to see the complex, interdependencies of the natural resource system; to engage key stakeholders upstream, downstream and across sectors; and to promote innovation and economic and ecological benefits within the resource system. Resource leadership represents a shift from short-term thinking to stewarding resources for the long term. In keeping with this long term strategy, I am excited about our two new green products: Therm-X™ BedWood® and H2X™ Exterior Wood Finish System.

BedWood is the leader in custom-fit and classic truck restoration wood kits. All of our products are manufactured in the USA. There is no other option.

Remember, It's All About The Wood.



Have a Blessed Day,

A handwritten signature in white ink, which appears to read 'Jeff Major', is placed below the text 'Have a Blessed Day,'.

Jeff Major  
Founder and CEO





# BED WOOD®

NEW



## CARBON SERIES™

### Limited Edition BedWood® Kit

- PROPRIETARY BLACK SATIN FINISH
- EXCLUSIVE H2X COATING PROVIDES WEATHER PROOFING & UV PROTECTION
- PREFINISHED AND READY TO INSTALL
- ENVIRONMENTALLY FRIENDLY
- PROUDLY MADE IN KENTUCKY, USA

**NOW AVAILABLE FOR ALL APPLICATIONS**

COMPLETE KITS  
STARTING AT

**\$2,395**



# BLED WOOD

## 2022 Show Schedule

DATE	SHOW	VENUE	LOCATION
02/25-02/27	Lonestar Throwdown	Lonestar Exposition Center	Conroe, TX
05/13-05-14	C10 Nationals	Texas Motor Speedway	Fort Worth, TX
07/08-07 09	Southeast All Chevy Truck Nationals	Wilson County Fairgrounds	Lebanon, TN
08/04-08/07	NSRA Street Rod Nationals	Kentucky State Fairgrounds	Louisville, KY
09/30-10/01	C10 Nationals	Nashville Super Speedway	Nashville, TN
10/21-10/22	C10 Fall Revival	16140 McLester Rd.	Oakboro, NC
11/01-11/04	SEMA	Las Vegas Convention Center	Las Vegas, NV
11/11-11/12	Dino's Git-Down	Westgate Entertainment District	Glendale, AZ



Order Toll Free : 877-206-9663





# EXPLORE THE BEDWOOD® DIFFERENCE

# 1

## #1 IN SERVICE, QUALITY & SUPPORT!

At BedWood®, we are committed to quality and customer service. You take pride in your specialty vehicle and we take pride in our products. We are the leader in restoration and customization, wood beds, and specialty kits. Our goal is to ensure that every customer is satisfied with our service, quality and support.



# 2

## STATE-OF-THE-ART PRODUCTION!

The manufacturing facility is located in Kentucky, a part of the country renown for craftsmanship. All of our wood kits are made in our own facility, in the USA and NEVER outsourced. The facility is fully equipped with the latest wood-working equipment and CNC machinery and staffed with knowledgeable craftsmen. Your kit is guaranteed to fit.

# 3

## A WIDER VARIETY OF WOODS!

Although Oak and pine beds were the factory choice for mass production, we realize that your vehicle is unique. The specialty woods that we offer allow for personalization, and they are as varied as our customers. If you want Oak or Pine, we have it and can make a kit that will nicely accent your build, but if you want to make it personal and unique to you, and an extension of your personality, we have the exotic woods for that too. And now, with our exclusive ThermX™ BedWood®, we've definitely got you covered.



# 4

## THE PROFESSIONALS CHOICE!

Our list of awards and coverage keeps growing as the top choice for leading builders and major publications choose BedWood. The professionals and the leading magazine editors have used BedWood because of our selection, superior quality, delivery and service.

# 5

## WE ARE THE CUSTOM FIT SPECIALISTS!

The staff members are enthusiasts with knowledge to assist you with your build. With existing Patterns for popular trucks from 1917 to the present and the ability to create virtually any new pattern, we have you covered. We can even accommodate special builds and custom projects for hot rods, vans and customs.





# THE BEDWOOD® PROCESS




## ENGINEERED FOR YOUR TRUCK BED

With state of the art machinery, the kits are first machined through a modern molder to assure precise dimensions. The results is the best fitment of Bedwood® on the market.



## 3-STAGE SANDING PROCESS

Unlike a hand sanded finish or even orbital air tools, our process leaves a flat even surface, side to side and end to end with no high and lows. This saves you an incredible amount of time when fitting and finishing your kit. Our labor intensive process will allow you more time to enjoy your vehicle and less time working!



## FAS + HARDWOOD

We begin with highest quality raw materials. To assure your satisfaction, all of our BedWood® has been kiln dried and stabilized to minimize moisture content and maximize dimensional stability.



## PERFECT FIT EVERY TIME

Many components are milled on our CNC machining center resulting in perfect fitment every time.



## BEDWOOD® OR FIREWOOD? THE CHOICE IS YOURS


BedWood® has taken the restoration or modification of your classic truck or hot rod project to a level of unequalled quality. Utilizing the finest woods and 100 % USA made metals is just the beginning of what makes a wood kit from BedWood.® GREAT!

Order Toll Free : 877-206-9663





# THE HISTORY OF BEDWOOD®



Bed Wood and Parts is  
Born

2006



First TV install is  
Stacy David  
"Copperhead"

2007



First Customer is  
Corkey Coker

2007



The  
SpeedBump™  
is invented

2009



The  
FlatTop™  
is invented

2011



H2X™ is created and  
used on Sam's Garage

2018



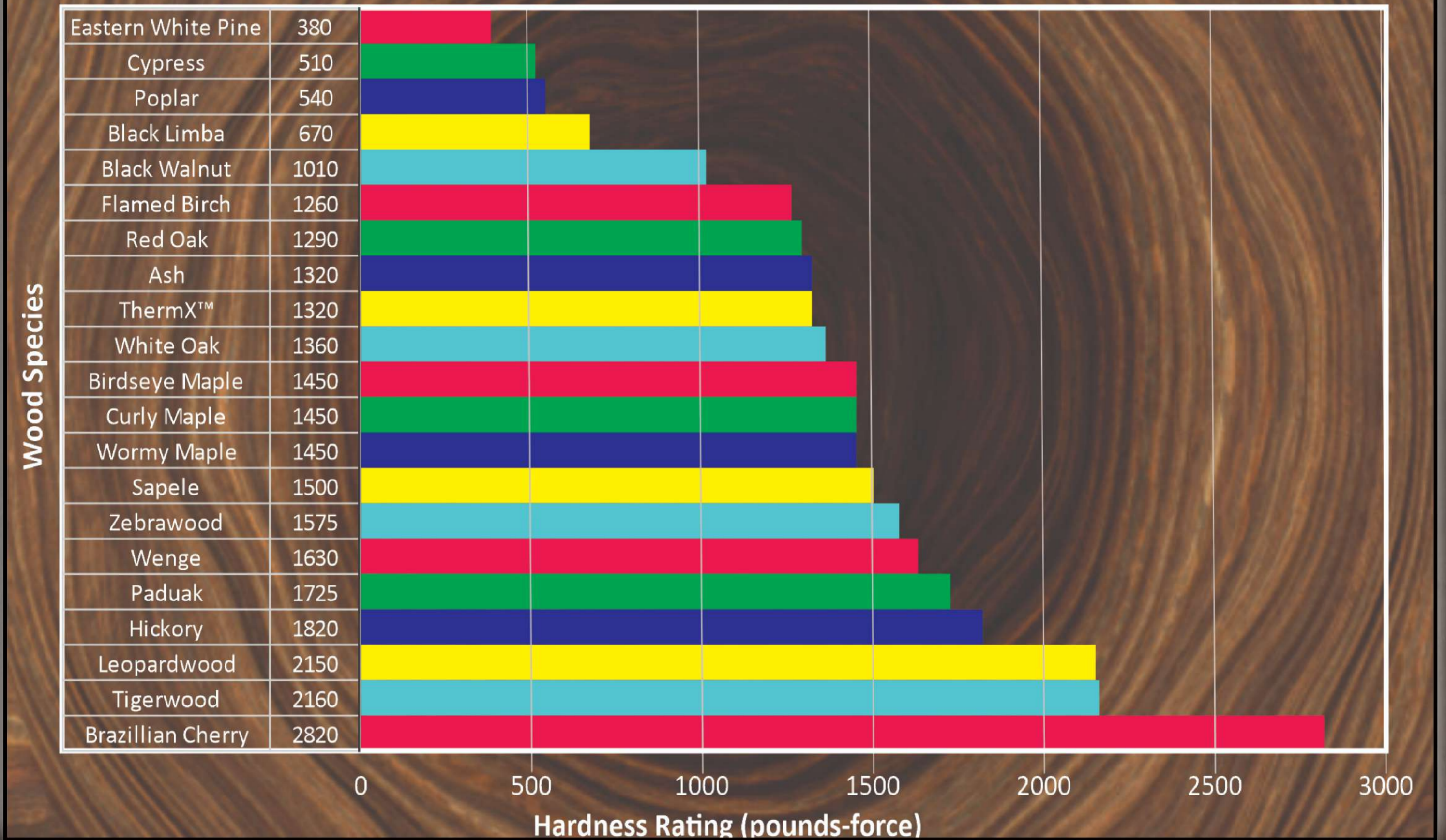
BedWood  
is  
Born

2020



# WOOD HARDNESS

## Janka Hardness Chart



### HOW IS WOOD HARDNESS RATED?

The hardness of a wood is rated on an industry wide standard known as the Janka test. This test is one of the best measures of the ability of a wood species to withstand denting and wear. It is also a good indicator of how hard a species is to saw, mill and nail.

### HOW WILL YOU USE YOUR TRUCK?

The longevity of your BedWood® is determined by how you finish, treat and care for it. While it is desirable to start with a harder wood if you anticipate high traffic and rough use, the Janka rating is only one factor to consider. It is recommended that you couple your new quality BedWood® with one of our premium exterior wood finishes to secure the long term quality of your bed floor.

Order Toll Free : 877-206-9663



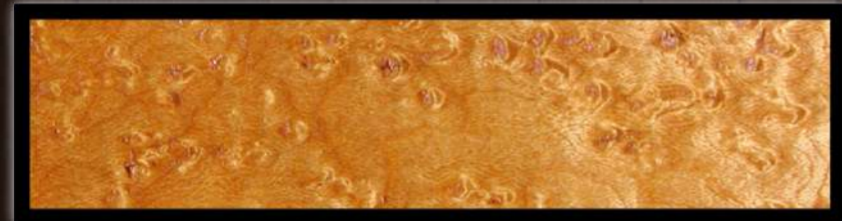


# BEDWOOD® SELECTION

## DOMESTIC WOOD SPECIES



**ASH** is a light colored, smooth-grained North American hardwood. With its typical straight grain and beige-to-light-brown hue. It is durable, lightweight, aesthetically pleasing and absorbs wood stains very well.



**Bird's Eye Maple** is incredibly strong, looks great and stains nicely. Wood aficionados gravitate towards American Bird's Eye Maple for its light, creamy color and natural luster from the many swirls resulting in circular "eyes".



**Black Walnut** is one of the most valuable and cherished species of American hardwoods. Known as the Wood of Kings, Black Walnut has a rich brown lustrous heartwood and a very rich grain.



**Curly Maple** is incredibly strong and stains nicely. Many gravitate towards American Curly Maple as it reflects light in a way that three-dimensional curves appear across the boards when finished in a high gloss.



**Cypress** sourced from the American gulf coastal region, has a leafy grain and is strong, light and durable. Cypress is also naturally resistant to decay.



**Flamed Birch** possesses a beautiful wavy figured grain pattern that reflects light in a way that three-dimensional curves appear across the boards when finished in a high gloss. It is rather scarce because only an occasional tree is found to have this particular pattern.



**Hickory** is both rich and rustic in character. It is extremely tough and resilient, yet flexible. The heartwood varies from tan to brownish-red and sapwood is creamy white. Traditionally, hickory has been used for objects that require strength and that must withstand abuse.



**Pine** (North American) is straw to tan in color and is known for dimensional stability and being lightweight. Pine offers an economical option for those needing new BedWood®.



**Poplar** is a lightweight American hardwood, easy to work with and often is used to replace original pine beds for its resistance to decay.





**Red Oak** is a plentiful American hardwood known for its open and slightly coarse grain and pinkish to white color. Red Oak was the original wood used in many of the classic American pickup bed floors.



**White Oak** is a very versatile American hardwood. It wears well and is more resistant to exterior adversities than Red Oak.



**Wormy Maple** also known as Ambrosia Maple, is a creamy white, straight grained American maple with irregular streaks of gray, dark brown, tan or black striations. Worm and pin holes common. It is very desirable for those wanting something different.

## EXOTIC WOOD SPECIES



**Black Limba** is an exotic wood native to tropical west Africa. The lumber has a diverse grain pattern of interspersed dark and light stripes when harvested from the lower trunk of the tree.



**Brazilian Cherry** or (Jatoba) native to Central and South America, is very popular due to its extreme hardness and strength. It accepts stains and finishes well and is a popular choice due to its interlocking grain pattern.



**Leopard Wood** is an exotic wood native to the inland areas of Eastern Australia. It is dark reddish-brown color with broad rays. This wood is straight grained with medium texture. The highly flecked decorative surface makes this wood ideal for furniture and accent work.



**Padauk** is an exotic wood native to Africa. It is moderately heavy, strong and stiff, with exceptional stability. It has a dark reddish color with near black highlights and is commonly used in decorative cabinetwork.



**Sapele** is an exotic wood commonly imported from tropical Africa. It is ribbon grained mahogany with rich brown color tones.



**Tiger Wood** is an exotic wood from South and Central America. It is best known for its beautiful stunning grain pattern, replicating that of tiger stripes.



**Zebra Wood** is an exotic wood imported from Central Africa. The heartwood is a pale golden yellow, distinct from the very pale color of the sapwood and features narrow streaks of dark brown to black, resembling those of a zebra.



# BED STRIP SELECTION

We have a full selection of American made quality parts to finish your custom truck restoration project. Bed Strips are offered in polished stainless, cold rolled steel and extruded aluminum. Available for OEM and custom applications. Bed strips are also offered in custom punched and un-punched lengths.

Steel Punched



Steel Un-Punched



Polished  
Stainless Steel  
Punched



Polished  
Stainless Steel  
Un-Punched



## Angle Strips

You asked, we listened: we have put a modern twist on an old product by taking the unsightly hump out of the angle strip that attaches to your bedside. This not only looks better but will also give you a nice clean edge that will make it easier to smooth into your bedside.

Angle Strips are offered in either carbon cold rolled steel or a 430 BA Magnetic Stainless Steel. You can order them punched with square holes per factory specifications or un-punched so that you can drill your own. If you need us to custom punch them for you we can do that too!

Steel Punched



Steel Un-Punched



Polished  
Stainless Steel  
Punched



Polished  
Stainless Steel  
Un-Punched



## Traditional Bed Strips

Traditional Bed Strips are offered in either carbon cold rolled steel or a 430 BA Magnetic Stainless Steel. You can order them punched with square holes per factory specifications or un-punched so that you can drill your own. If you need us to custom punch them for you we can do that too!



We are proud to offer The Original SpeedBump™ and FlatTop™ Bed Strips to go with our CAD designed bed kits. These Bed Strips are show-polished, extruded aluminum strips with hidden fasteners for securing BedWood in early model trucks. The Bed Strips are custom-cut for each specific OEM or custom application and feature a show polished finish that is bright dip clear anodized for durability. These extruded strips complete the look, fit and finish of any BedWood kit.

## Bed Strips with Hidden Fasteners

Bed Strips with Hidden Fasteners come with standard 1 1/4" T-Bolts for your installation. 2" T-Bolts are available for those custom jobs where you may need a little extra length.

FlatTop™ Bed Strip



SpeedBump™ Bed Strip



Polished Stainless Steel with Hidden Fasteners




Steel with Hidden Fasteners



Classic Track™ with tie downs and Hidden Fasteners



2" T-Bolts






# BOLT KIT SELECTION

## Bed-to-Frame Mounting Bolt Kit

The Bed-to-Frame Mounting Bolts are designed to fit in to the recessed holes in your wood bolting the wood to the bed. In this kit you will receive carriage bolts, which have a smooth, rounded head and a square shoulder to fit into a square hole. These kits will include the appropriate size and quantity of bolts, washers and nuts for your specific application. They are offered in zinc coated mild steel or polished stainless steel.


### Chevrolet/GMC



### Ford/Mercury



### Dodge/Fargo



## Perimeter Bolt Kit

The Perimeter Bolts are meant to bolt down your bed sides, inner fenders (if you have them) and the entire perimeter of the body panels to your new wood. These bolts have a smooth, rounded head and a square shoulder to fit into a square hole. This kit includes the appropriate size and quantity of bolts, washers and nuts for your specific application. They are offered in zinc coated mild steel or polished stainless steel.





## Bed Strip Bolt Kit

The Bed Strip Bolt Kits are designed to fit into the square holes on your bed strips. They go through the bolt holes, between the wood and attach to the cross-member of your truck. These bolts have a smooth, rounded head and a square shoulder to fit into a square hole. This kit includes the appropriate size and quantity of bolts, washers and nuts for your specific application. They are offered in zinc coated mild steel or polished stainless steel.



## Complete Bolt Kit

In the Complete Bolt kit you will receive Bed-to-Frame Mounting Bolts, Perimeter Bolts and Bed Strip Bolts. All of these bolts have a smooth, rounded head and a square shoulder to fit into a square hole. This kit includes the appropriate size and quantity of bolts, washers and nuts for your specific application. They are offered in zinc coated mild steel or polished stainless steel.

### Chevrolet/GMC



### Ford/Mercury



### Dodge/Fargo





CHEVROLET /GMC Stepside  
**BEDWOOD®**

Wood Species	1930-1987 Short Stepside	1937-1987 Long Stepside	1947-1959 Long Stepside 1-ton
Ash	\$800	\$1035	\$1165
Birdseye Maple	\$1800	\$2250	\$2610
Black Walnut	\$1800	\$2250	\$2610
Black Limba	\$3300	\$3900	\$4365
Brazillian Cherry	\$1800	\$2250	\$2610
Curly Maple	\$1800	\$2250	\$2610
Cypress	\$960	\$1035	\$1380
Flamed Birch	\$3300	\$3900	\$4365
Hickory	\$800	\$1035	\$1260
Leopard Wood	\$3300	\$3900	\$4365
Padauk	\$1800	\$2250	\$2610
Pine	\$475	\$525	\$600
Red Oak	\$545	\$600	\$660
Sapele	\$1800	\$2250	\$2250
ThermX	\$3300	\$3900	\$4365
White Oak	\$1800	\$2250	\$2610
Wenge	\$3300	\$3900	\$4365
Wormy Maple	\$960	\$1035	\$1380
Zebra Wood	\$3300	\$3900	\$4365



Heavily Modified 1948 Chevrolet "ThriftMaster"  
 Curly Maple BedWood® Stained grey  
 SpeedBump™ Bed Strips



# BED WOOD

NEW

ALSO AVAILABLE IN

**C** CARBON SERIES™



We are proud to announce our BedWood Kit. These kits are designed to be an out of the box solution, providing you with everything you need to install your new BedWood®. The kit includes our FAS graded Deluxe Red Oak wood that has been pre-cut for your OE bed, pre-drilled for Bed-to-Frame and Perimeter Bolts, pre-finished with our H2X wood finishing system, Polished Stainless Steel Bed Strips and a Complete Polished Stainless Bolt Kit to tighten it all down.



Available in:

### Short Stepside

### Long Stepside

1947-1951	\$1705
1951-1953	\$1670
1954-1959	\$1670
1960-1962	\$1670
1963-1966	\$1670
1967-1972	\$1670
1973-1987	\$1635

1947-1951	\$1850
1951-1953	\$1825
1954-1957	\$1815
1957-1959	\$1825
1960-1962	\$1825
1963-1966	\$1825
1967-1972	\$1825
1973-1987	\$1780



- Premier show-quality solid wood
- Kiln-dried for dimensional stability
- Precision milled to 3/4" thick
- Proprietary Groove allows for a tighter and better fitment
- 100% Pre-Drilled for Bed-to-Frame and Perimeter Bolts
- Pre-designed and engineered specifically for your truck
- Properly milled and chamfered allowing uniformed thickness of finish
- Three-stage sanded and Pre-Finished

Order Toll Free : 877-206-9663





# BEDWOOD®

Wood Species	1958-1972	1958-1980	1969-1972
	Short Fleet	Long Fleet	Long Horn Fleet
Ash	\$1165	\$1420	\$1525
Birdseye Maple	\$2610	\$3250	\$3450
Black Walnut	\$2610	\$3250	\$3450
Black Limba	\$4365	\$5425	\$5760
Brazillian Cherry	\$2610	\$3250	\$3450
Curly Maple	\$2610	\$3250	\$3450
Cypress	\$1380	\$1720	\$1820
Flamed Birch	\$4365	\$5425	\$5760
Hickory	\$1165	\$1420	\$1525
Leopard Wood	\$4365	\$5425	\$5760
Padauk	\$2610	\$3250	\$3450
Pine	\$600	\$620	\$630
Red Oak	\$660	\$750	\$795
Sapele	\$2250	\$3250	\$3450
ThermX	\$4365	\$5425	\$5760
White Oak	\$2610	\$3250	\$3450
Wenge	\$4365	\$5425	\$5760
Wormy Maple	\$1380	\$1420	\$1820
Zebra Wood	\$4365	\$5425	\$5760

## THE PONDEROSA



Rtech Fabrications 1966 Chevrolet Custom Dually  
 Ash BedWood® and Polished Stainless Steel Strips  
 Brothers Choice- Brothers Annual Chevy/GMC  
 Builders Choice- Goodguys Pacific Northwest Nationals  
 Featured on Jay Leno's Garage



- Premier show-quality solid wood
- Kiln-dried for dimensional stability
- Precision milled to 3/4" thick
- Proprietary Groove allows for a tighter and better fitment
- 100% Pre-Drilled for Bed-to-Frame and Perimeter Bolts
- Pre-designed and engineered specifically for your truck
- Properly milled and chamfered allowing uniformed thickness of finish
- Three-stage sanded and Pre-Finished.



Available in:

Short Fleetside

1958-1959	\$1860
1960-1962	\$1800
1963-1966	\$1800
1967-1972	\$1800

Long Fleetside

1958-1959	\$2140
1960-1962	\$2070
1963-1966	\$2070
1967-1972	\$2070
1973-1980	\$2070

We are proud to announce our BedWood~~X~~ Kit. These kits are designed to be an out of the box solution, providing you with everything you need to install your new BedWood®. The kit includes our FAS graded Deluxe Red Oak wood that has been pre-cut for your OE bed, pre-drilled for Bed-to-Frame and Perimeter Bolts, and pre-finished with our H2X wood finishing system, Polished Stainless Steel Bed Strips and a Complete Polished Stainless Bolt Kit to tighten it all down.

**NEW**

ALSO AVAILABLE IN

**C CARBON SERIES™**

**BEED  
WOOD**

Order Toll Free : 877-206-9663





# BUYERS GUIDE

LEGEND:

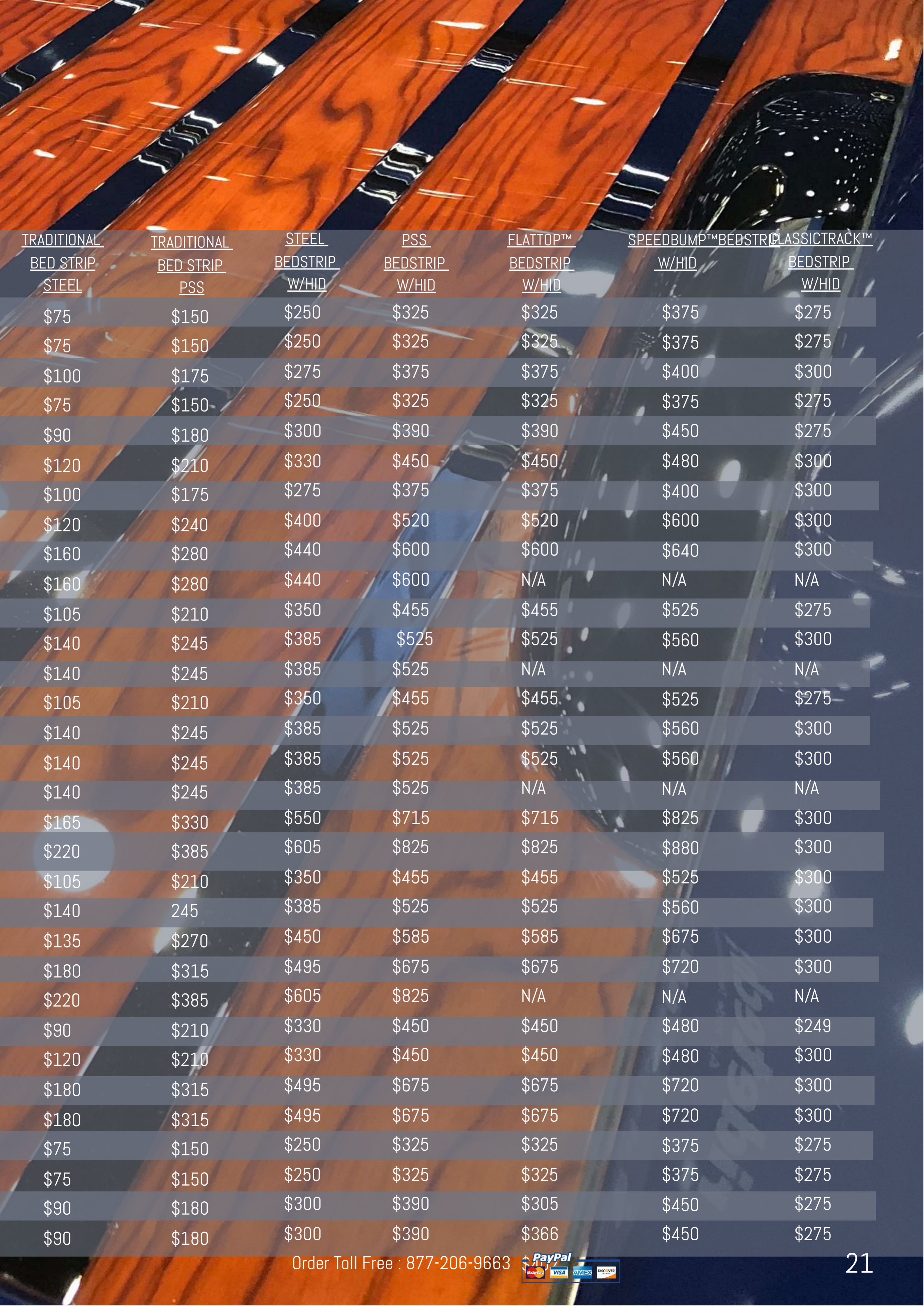
PSS- Polished Stainless Steel

HID- Hidden Fastener

## CHEVROLET / GMC

VEHICLE	BED LENGTH	BOARD COUNT	STRIP COUNT	STEEL ANGLE STRIP	PSS ANGLE STRIP
1930-1936 Chevrolet/GMC Short Stepside	70 7/8"	6	5	\$40	\$80
1937-1939 Chevrolet/GMC Short Stepside	70 7/8"	6	5	\$40	\$80
1937-1939 Chevrolet/GMC Long Stepside	85 7/8"	6	5	\$50	\$90
1940-1945 Chevrolet/GMC Short Stepside	76 7/8"	6	5	\$40	\$80
1946 Chevrolet Short Stepside	76 7/8"	7	6	\$40	\$80
1946 Chevrolet Long Stepside	85 7/8"	7	6	\$50	\$90
1940-1945 Chevrolet/GMC Long Stepside	85 7/8"	6	5	\$50	\$90
1947-1951 1st Chevrolet/GMC Short Stepside	76 7/8"	9	8	\$40	\$80
1947-1951 1st Chevrolet/GMC Long Stepside	85 13/16"	9	8	\$50	\$90
1947-1951 1st Chevrolet/GMC 1 ton Stepside	107"	9	8	\$50	\$90
1951-1953 2nd Chevrolet/GMC Short Stepside	76 7/8"	8	7	\$40	\$80
1951-1953 2nd Chevrolet/GMC Long Stepside	85 13/16"	8	7	\$50	\$90
1951 2nd - 1955 1st Chevrolet/GMC 1 ton Stepside	107"	8	7	\$50	\$90
1954-1959 Chevrolet/GMC Short Stepside	77 1/8"	8	7	\$40	\$80
1954-1957 Chevrolet/GMC Long Stepside	89"	8	7	\$50	\$90
1957-1959 Chevrolet/GMC Long Stepside	97"	8	7	\$50	\$90
1955 2nd - 1959 Chevrolet/GMC 1 ton Stepside	107 1/4"	8	7	N/A	\$90
1958-1959 Chevrolet/GMC Short Fleetside	77 1/8"	12	11	N/A	N/A
1958-1959 Chevrolet/GMC Long Fleetside	97"	12	11	\$50	\$90
1960-1972 Chevrolet/GMC Short Stepside	77 1/8"	8	7	\$40	\$80
1960-1972 Chevrolet/GMC Long Stepside	97"	8	7	N/A	\$90
1960-1972 Chevrolet/GMC Short Fleetside	77 1/8"	12	9	N/A	N/A
1960-1972 Chevrolet/GMC Long Fleetside	97"	12	9	N/A	N/A
1968-1972 Chevrolet/GMC Longhorn Fleetside	103"	12	9	\$50	N/A
1973-1987 Chevrolet/GMC Short Stepside	77 1/8"	7	6	\$40	\$80
1973-1987 Chevrolet/GMC Long Stepside	97"	7	6	N/A	\$90
1973-1980 Chevrolet/GMC Long Fleetside	94 3/4"	12	9	\$50	\$90
1934-1938 GMC Long Fenderside	85 7/8"	12	9	\$50	\$90
1939 GMC Short Fenderside	76 7/8"	6	5	\$40	\$80
1940-1945 GMC Short Fenderside	76 7/8"	6	5	\$40	\$80
1946 GMC Short Fenderside	76 7/8"	7	6	\$40	\$80
1946 GMC Long Fenderside	85 7/8"	7	6	\$50	\$90





<u>TRADITIONAL BED STRIP STEEL</u>	<u>TRADITIONAL BED STRIP PSS</u>	<u>STEEL BEDSTRIP W/HID</u>	<u>PSS BEDSTRIP W/HID</u>	<u>FLATTOP™ BEDSTRIP W/HID</u>	<u>SPEEDBUMP™ BEDSTRIP W/HID</u>	<u>CLASSICTRACK™ BEDSTRIP W/HID</u>
\$75	\$150	\$250	\$325	\$325	\$375	\$275
\$75	\$150	\$250	\$325	\$325	\$375	\$275
\$100	\$175	\$275	\$375	\$375	\$400	\$300
\$75	\$150	\$250	\$325	\$325	\$375	\$275
\$90	\$180	\$300	\$390	\$390	\$450	\$275
\$120	\$210	\$330	\$450	\$450	\$480	\$300
\$100	\$175	\$275	\$375	\$375	\$400	\$300
\$120	\$240	\$400	\$520	\$520	\$600	\$300
\$160	\$280	\$440	\$600	\$600	\$640	\$300
\$160	\$280	\$440	\$600	N/A	N/A	N/A
\$105	\$210	\$350	\$455	\$455	\$525	\$275
\$140	\$245	\$385	\$525	\$525	\$560	\$300
\$140	\$245	\$385	\$525	N/A	N/A	N/A
\$105	\$210	\$350	\$455	\$455	\$525	\$275
\$140	\$245	\$385	\$525	\$525	\$560	\$300
\$140	\$245	\$385	\$525	\$525	\$560	\$300
\$140	\$245	\$385	\$525	N/A	N/A	N/A
\$165	\$330	\$550	\$715	\$715	\$825	\$300
\$220	\$385	\$605	\$825	\$825	\$880	\$300
\$105	\$210	\$350	\$455	\$455	\$525	\$300
\$140	245	\$385	\$525	\$525	\$560	\$300
\$135	\$270	\$450	\$585	\$585	\$675	\$300
\$180	\$315	\$495	\$675	\$675	\$720	\$300
\$220	\$385	\$605	\$825	N/A	N/A	N/A
\$90	\$210	\$330	\$450	\$450	\$480	\$249
\$120	\$210	\$330	\$450	\$450	\$480	\$300
\$180	\$315	\$495	\$675	\$675	\$720	\$300
\$180	\$315	\$495	\$675	\$675	\$720	\$300
\$75	\$150	\$250	\$325	\$325	\$375	\$275
\$75	\$150	\$250	\$325	\$325	\$375	\$275
\$90	\$180	\$300	\$390	\$305	\$450	\$275
\$90	\$180	\$300	\$390	\$366	\$450	\$275

Order Toll Free : 877-206-9663





# BUYERS GUIDE

LEGEND:

PSS- Polished Stainless Steel

ZINC- Plain Steel

## CHEVROLET / GMC

VEHICLE	<u>ZINC</u> <u>BED STRIP</u> <u>BOLT KIT</u>	<u>ZINC</u> <u>BED TO FRAME</u> <u>BOLT KIT</u>	<u>ZINC</u> <u>PERIMETER</u> <u>BOLT KIT</u>	<u>ZINC</u> <u>COMPLETE</u> <u>BOLT KIT</u>
1930-1947 Chevrolet/GMC Short Stepside	\$40	\$30	\$25	\$95
1947-1951 Chevrolet/GMC Short Stepside	\$45	\$30	\$25	\$100
1951 - 1959 Chevrolet/GMC Short Stepside	\$40	\$30	\$25	\$95
1960-1972 Chevrolet/GMC Short Stepside	\$40	\$30	\$25	\$95
1973-1987 Chevrolet/GMC Short Stepside	\$40	\$30	\$25	\$95
1937-1946 Chevrolet/GMC Long Stepside	\$40	\$40	\$35	\$115
1947-1951 Chevrolet/GMC 1st Series Long Stepside	\$50	\$40	\$35	\$125
1951 2nd Series - 1953 Chevrolet/GMC Long Stepside	\$40	\$40	\$35	\$115
1954 - 1955 1st Series Chevrolet/GMC Long Stepside	\$40	\$40	\$35	\$115
1955 2nd Series - 1959 Chevrolet/GMC Long Stepside	\$40	\$40	\$35	\$115
1960-1962 Chevrolet/GMC Long Stepside	\$40	\$40	\$35	\$115
1963-1966 Chevrolet/GMC Long Stepside	\$40	\$40	\$35	\$115
1967-1972 Chevrolet/GMC Long Stepside	\$40	\$40	\$35	\$115
1973-1987 Chevrolet/GMC Long Stepside	\$40	\$40	\$35	\$115
1947-1951 Chevrolet/GMC 1st Series 1 ton Stepside	\$40	\$40	\$35	\$115
1951 2nd Series - 1959 Chevrolet/GMC 1 ton Stepside	\$40	\$40	\$35	\$115
1958 - 1959 Chevrolet/GMC Short Fleetside	\$50	\$30	\$25	\$105
1960-1962 Chevrolet/GMC Short Fleetside	\$45	\$30	\$25	\$100
1963-1966 Chevrolet/GMC Short Fleetside	\$45	\$30	\$25	\$100
1967-1972 Chevrolet/GMC Short Fleetside	\$45	\$30	\$25	\$100
1958 - 1959 Chevrolet/GMC Long Fleetside	\$65	\$40	\$35	\$140
1960-1962 Chevrolet/GMC Long Fleetside	\$60	\$40	\$35	\$135
1963-1966 Chevrolet/GMC Long Fleetside	\$60	\$40	\$35	\$135
1967-1972 Chevrolet/GMC Long Fleetside	\$60	\$40	\$35	\$135
1967-1972 Chevrolet/GMC Longhorn Fleetside	\$65	\$40	\$35	\$140
1973-1980 Chevrolet/GMC Long Fleetside	\$60	\$40	\$35	\$135
1934-1938 GMC Long Fenderside	\$40	\$40	\$35	\$115
1939 GMC Short Fenderside	\$40	\$30	\$25	\$95
1940-1945 GMC Short Fenderside	\$40	\$30	\$25	\$95
1946 GMC Short Fenderside	\$40	\$30	\$25	\$95
1946 GMC Long Fenderside	\$40	\$40	\$35	\$115



<u>PSS BED STRIP BOLT KIT</u>	<u>PSS BED TO FRAME BOLT KIT</u>	<u>PSS PERIMETER BOLT KIT</u>	<u>PSS COMPLETE BOLT KIT</u>
\$70	\$40	\$50	\$160
\$80	\$60	\$50	\$190
\$75	\$60	\$50	\$185
\$75	\$60	\$50	\$185
\$75	\$60	\$50	\$185
\$80	\$70	\$70	\$220
\$90	\$80	\$70	\$240
\$80	\$70	\$70	\$220
\$80	\$70	\$70	\$220
\$80	\$70	\$70	\$220
\$80	\$70	\$70	\$220
\$80	\$70	\$70	\$220
\$80	\$70	\$70	\$220
\$80	\$70	\$70	\$220
\$80	\$70	\$70	\$220
\$90	\$80	\$70	\$240
\$90	\$80	\$70	\$240
\$90	\$60	\$50	\$200
\$90	\$60	\$50	\$200
\$90	\$60	\$50	\$200
\$90	\$60	\$50	\$200
\$115	\$80	\$70	\$265
\$110	\$80	\$70	\$260
\$110	\$80	\$70	\$260
\$110	\$80	\$70	\$260
\$115	\$80	\$70	\$265
\$110	\$80	\$70	\$260
\$80	\$70	\$70	\$220
\$70	\$40	\$50	\$160
\$70	\$40	\$50	\$160
\$70	\$60	\$50	\$180
\$80	\$80	\$70	\$230

Order Toll Free : 877-206-9663





# BEDWOOD®

Wood Species	1915-1931 Model T and A	1932-1972 Short Flare	1948-1972 Long Flare	1976-1987 Short Flare	1973-1980 Long Flare
Ash	\$800	\$800	\$1035	\$800	\$1035
Birdseye Maple	\$1800	\$1800	\$2250	\$1800	\$2250
Black Walnut	\$1800	\$1800	\$2250	\$1800	\$2250
Black Limba	\$3300	\$3300	\$3900	\$3300	\$3900
Brazillian Cherry	\$1800	\$1800	\$2250	\$1800	\$2250
Curly Maple	\$1800	\$1800	\$2250	\$1800	\$2250
Cypress	\$960	\$960	\$1035	\$960	\$1035
Flamed Birch	\$3300	\$3300	\$3900	\$3300	\$3900
Hickory	\$800	\$800	\$1035	\$800	\$1035
Leopard Wood	\$3300	\$3300	\$3900	\$3300	\$3900
Padauk	\$1800	\$1800	\$2250	\$1800	\$2250
Pine	\$475	\$475	\$525	\$475	\$525
Red Oak	\$545	\$545	\$600	\$545	\$600
Sapele	\$1800	\$1800	\$2250	\$1800	\$2250
ThermX	\$3300	\$3300	\$3900	\$3300	\$3900
White Oak	\$1800	\$1800	\$2250	\$1800	\$2250
Wenge	\$3300	\$3300	\$3900	\$3300	\$3900
Wormy Maple	\$960	\$960	\$1035	\$960	\$1035
Zebra Wood	\$3300	\$3300	\$3900	\$3300	\$3900

\$2999



David Zambon 1953 Ford F100  
 Brazillian Cherry and FlatTop™ Bed Strips  
 Truck of the Year -2019 Grand National F100



# BEED WOOD

NEW

ALSO AVAILABLE IN



CARBON SERIES™



## AVAILABLE IN: SHORT FLARESIDE

1951-1952	\$1925
1953-1960	\$1925
1976-1979	\$1890
1980-1987	\$1890

We are proud to announce our BedWood<sup>®</sup> Kit. These kits are designed to be an out of the box solution, providing you with everything you need to install your new BedWood<sup>®</sup>. The kit includes our FAS graded Deluxe Red Oak wood that has been pre-cut for your OE bed, pre-drilled for Bed-to-Frame and Perimeter Bolts, pre-finished with our H2X wood finishing system, Polished Stainless Steel Bed Strips and a Complete Polished Stainless Bolt Kit to tighten it all down.

## BED STRIPS AND BOLTS INCLUDED!



- Premier show-quality solid wood
- Kiln-dried for dimensional stability
- Precision milled to ¾" thick
- Proprietary Groove allows for a tighter and better fitment
- 100% Pre-Drilled for Bed-to-Frame and Perimeter Bolts
- Pre-designed and engineered specifically for your truck
- Properly milled and chamfered allowing uniformed thickness of finish
- Three-stage sanded and Pre-Finished.

Order Toll Free : 877-206-9663





# BUYERS GUIDE

LEGEND:

PSS- Polished Stainless Steel

HID- Hidden Fastener

## FORD / MERCURY

VEHICLE	BED LENGTH	BOARD COUNT	STRIP COUNT	STEEL ANGLE STRIP	PSS ANGLE STRIP
1925-1927 Ford Model T	56"	6	5	\$40	\$80
1925-1927 Ford Model TT	96"	6	5	\$50	\$90
1928-1931 Ford Model A	52 5/8"	5	4	\$40	\$80
1932 Ford Model B	55"	6	5	\$40	\$80
1933 Ford Model B	60"	6	5	\$40	\$80
1934 Ford Model 46	60"	6	5	\$40	\$80
1935-1936 Ford Model 67	69"	7	6	\$40	\$80
1937 Ford Deluxe 1/2 Ton	73"	7	6	\$40	\$80
1938-1947 Ford Short Flareside	78"	7	6	\$40	\$80
1948-1950 Ford/Mercury Short Flareside	78"	8	7	\$40	\$80
1948-1952 Ford Long Flareside	93 1/2"	7	6	\$50	\$90
1951-1952 Ford/Mercury Short Flareside	78"	8	7	\$40	\$80
1953-1960 Ford/Mercury Short Flareside	78"	8	7	\$40	\$80
1953-1972 Ford Long Flareside	94 1/4"	7	6	\$50	\$90
1961-1964 Ford/Mercury Short Flareside	78"	8	7	\$40	\$80
1965-1972 Ford/Mercury Short Flareside	78"	8	7	\$40	\$80
1973-1980 Ford Long Flareside	94 13/16"	7	6	\$50	\$90
1976-1979 Ford Short Flareside	78 1/2"	7	6	\$40	\$80
1980-1987 Ford Short Flareside	78 1/2"	7	6	\$40	\$80

"I wanted something different for my 2016 Duramax bed. I installed the Retroliner from Bedwood and Parts. The parts came packaged very well. Everything fit perfectly and it looked amazing! Highly recommend!!!!"

-Jeff Cleer

Voodoo Customs



*"At Love Kustoms we have used BedWood® products in multiple builds and the quality of their products compliment any build from high end show cars to daily drivers. The best part is the customer service and their willingness to make sure you get what you expect and more as a customer! Highly recommended!"*

**-Zac Love**

**Loves Kustoms**

<u>TRADITIONAL BEDSTRIP STEEL</u>	<u>TRADITIONAL BEDSTRIP PSS</u>	<u>STEEL BEDSTRIP W/HID</u>	<u>PSS BEDSTRIP W/HID</u>	<u>FLATTOP™ BEDSTRIP W/HID</u>	<u>SPEEDBUMP™ BEDSTRIP W/HID</u>	<u>CLASSICTRACK™ BEDSTRIP W/HID</u>
\$75	\$150	\$250	\$325	\$325	\$375	\$275
\$100	\$175	\$275	\$375	\$375	\$400	\$300
\$75	\$150	\$250	\$325	\$325	\$375	\$275
\$75	\$150	\$250	\$325	\$325	\$375	\$275
\$75	\$150	\$250	\$325	\$325	\$375	\$275
\$75	\$150	\$250	\$325	\$325	\$375	\$275
\$90	\$180	\$300	\$390	\$390	\$450	\$275
\$90	\$180	\$300	\$390	\$390	\$450	\$275
\$90	\$180	\$300	\$390	\$390	\$450	\$275
\$105	\$210	\$350	\$455	\$455	\$525	\$275
\$120	\$210	\$330	\$450	\$450	\$480	\$300
\$105	\$210	\$350	\$455	\$455	\$525	\$229
\$72	\$175	\$288	\$390	\$390	\$469	\$275
\$120	\$210	\$330	\$450	\$450	\$480	\$300
\$105	\$210	\$350	\$455	\$455	\$525	\$275
\$105	\$210	\$350	\$455	\$455	\$525	\$275
\$120	\$210	\$330	\$450	\$450	\$480	\$300
\$90	\$180	\$300	\$390	\$390	\$450	\$275
\$90	\$180	\$300	\$390	\$390	\$450	\$275

*"Everyone loves my Brazilian Cherry floor in my 1953 Ford F100. The product is awesome and so is the service. I can't wait to do my next truck!"*

**-David Zambon**

**Dyer, IN**



BOLT-KIT

# BUYERS GUIDE

LEGEND:

PSS- Polished Stainless Steel

ZINC- Plain Steel

## FORD / MERCURY

VEHICLE	<u>ZINC</u> <u>BED STRIP</u> <u>BOLT KIT</u>	<u>ZINC</u> <u>BED TO FRAME</u> <u>BOLT KIT</u>	<u>ZINC</u> <u>PERIMETER</u> <u>BOLT KIT</u>	<u>ZINC</u> <u>COMPLETE</u> <u>BOLT KIT</u>
1925-1927 Ford Model T	\$40	\$30	\$25	\$95
1925-1927 Ford Model TT	\$40	\$40	\$35	\$115
1928-1931 Ford Model A	\$40	\$30	\$25	\$95
1932-1933 Ford Model B	\$40	\$30	\$25	\$95
1934 Ford Model 46	\$40	\$30	\$25	\$95
1935-1936 Ford Model 67	\$40	\$30	\$25	\$95
1937 Ford Deluxe 1/2 Ton	\$40	\$30	\$25	\$95
1938-1947 Ford Short Flareside	\$40	\$30	\$25	\$95
1948-1950 Ford/Mercury Short Flareside	\$40	\$30	\$25	\$95
1951-1952 Ford/Mercury Short Flareside	\$40	\$30	\$25	\$95
1953-1960 Ford/Mercury Short Flareside	\$40	\$30	\$25	\$95
1961-1964 Ford/Mercury Short Flareside	\$40	\$30	\$25	\$95
1965-1972 Ford/Mercury Short Flareside	\$40	\$30	\$25	\$95
1976-1979 Ford Short Flareside	\$40	\$30	\$25	\$95
1980-1987 Ford Short Flareside	\$40	\$30	\$25	\$95
1948-1952 Ford Long Flareside	\$40	\$40	\$35	\$115
1953-1972 Ford Long Flareside	\$40	\$40	\$35	\$115
1973-1980 Ford Long Flareside	\$40	\$40	\$35	\$115



<u>PSS</u> <u>BED STRIP</u> <u>BOLT KIT</u>	<u>PSS</u> <u>BED TO FRAME</u> <u>BOLT KIT</u>	<u>PSS</u> <u>PERIMETER</u> <u>BOLT KIT</u>	<u>PSS</u> <u>COMPLETE</u> <u>BOLT KIT</u>
\$70	\$40	\$50	\$160
\$80	\$70	\$70	\$220
\$70	\$40	\$50	\$160
\$70	\$40	\$50	\$160
\$70	\$40	\$50	\$160
\$70	\$60	\$50	\$180
\$70	\$60	\$50	\$180
\$70	\$80	\$50	\$180
\$75	\$60	\$50	\$185
\$75	\$60	\$50	\$185
\$75	\$60	\$50	\$185
\$75	\$60	\$50	\$185
\$75	\$60	\$50	\$185
\$70	\$60	\$50	\$180
\$70	\$60	\$50	\$180
\$80	\$80	\$70	\$230
\$80	\$80	\$70	\$230
\$80	\$80	\$70	\$230



# BEDWOOD®

Wood Species	1929-1960	1960-1985	1937-1985	1937-1942	1946-1968
	Short Stepside	Short Stepside	Long Stepside	1-ton	Power Wagon
Ash	\$800	\$800	\$1035	\$1165	\$1165
Birdseye Maple	\$1800	\$1800	\$2250	\$2610	\$2610
Black Walnut	\$1800	\$1800	\$2250	\$2610	\$2610
Black Limba	\$3300	\$3300	\$3900	\$4365	\$4365
Brazilian Cherry	\$1800	\$1800	\$2250	\$2610	\$2610
Curly Maple	\$1800	\$1800	\$2250	\$2610	\$2610
Cypress	\$960	\$960	\$1035	\$1380	\$1380
Flamed Birch	\$3300	\$3300	\$3900	\$4365	\$4365
Hickory	\$800	\$800	\$1035	\$1165	\$1165
Leopard Wood	\$3300	\$3300	\$3900	\$4365	\$4365
Padauk	\$1800	\$1800	\$2250	\$2610	\$2610
Pine	\$475	\$475	\$525	\$600	\$600
Red Oak	\$545	\$545	\$600	\$660	\$660
Sapele	\$1800	\$1800	\$2250	\$2250	\$2250
ThermX	\$3300	\$3300	\$3900	\$4365	\$4365
White Oak	\$1800	\$1800	\$2250	\$2610	\$2610
Wenge	\$3300	\$3300	\$3900	\$4365	\$4365
Wormy Maple	\$960	\$960	\$1035	\$1380	\$1380
Zebra Wood	\$3300	\$3300	\$3900	\$4365	\$4365



Desert Power Wagons 1955 Dodge Power Wagon  
 White Oak BedWood® Polished Stainless Strips  
 Hot Hauler Award- Goodguys



# BED WOOD




**NEW** ALSO AVAILABLE IN  
**CARBON SERIES™**

We are proud to announce our BedWood Kit. These kits are designed to be an out of the box solution, providing you with everything you need to install your new BedWood®. The kit includes our FAS graded Deluxe Red Oak wood that has been pre-cut for your OE bed, pre-drilled for Bed-to-Frame and Perimeter Bolts, pre-finished with our H2X wood finishing system, Polished Stainless Steel Bed Strips and a Complete Polished Stainless Bolt Kit to tighten it all down.

## BED WOOD

AVAILABLE IN:  
 Short Stepside

1965-1971	\$1890
1972-1985	\$1890



- Premier show-quality solid wood
- Kiln-dried for dimensional stability
- Precision milled to 3/4" thick
- Proprietary Groove allows for a tighter and better fitment
- 100% Pre-Drilled for Bed-to-Frame and Perimeter Bolts
- Pre-designed and engineered specifically for your truck
- Properly milled and chamfered allowing uniformed thickness of finish
- Three-stage sanded and Pre-Finished.

Order Toll Free : 877-206-9663





# BUYERS GUIDE

## DODGE / FARGO

VEHICLE	<u>BED</u> LENGTH	<u>BOARD</u> COUNT	<u>STRIP</u> COUNT	<u>STEEL</u> ANGLE STRIP	<u>PSS</u> ANGLE STRIP
1929-1932 Dodge Short Stepside	60"	6	5	N/A	N/A
1933-1935 Dodge Short Stepside	62 3/4"	6	5	N/A	N/A
1936-1938 Dodge Short Stepside	72"	6	5	N/A	N/A
1937-1938 Dodge Long Stepside	84"	6	5	N/A	N/A
1937-1938 Dodge 1 Ton Stepside	108"	6	5	N/A	N/A
1939 Dodge Short Stepside	78"	6	5	\$37	\$74
1939 Dodge Long Stepside	90"	6	5	\$45	\$81
1939-1942 Dodge 1 Ton Stepside	108"	6	5	\$45	\$81
1940 Dodge Short Stepside	78"	6	5	\$37	\$74
1940 Dodge Long Stepside	90"	6	5	\$45	\$81
1941-1945 Dodge Military Stepside	78"	6	5	\$37	\$74
1941-1947 Dodge Short Stepside	78"	6	5	\$37	\$74
1941-1947 Dodge Long Stepside	90"	6	5	\$45	\$81
1946-1947 Dodge Powerwagon	95 3/4"	6	5	N/A	N/A
1948-1949 Dodge Highside Short	78"	6	5	\$37	\$74
1948-1949 Dodge Lowside Short	78"	6	5	\$37	\$74
1948-1949 Dodge Highside Long	90"	6	5	N/A	N/A
1948-1949 Dodge Lowside Long	90"	6	5	N/A	N/A
1948-1949 Dodge Powerwagon	95 3/4"	6	5	N/A	N/A
1950 Dodge Highside Long Stepside	90"	6	5	N/A	N/A
1950-1952 Dodge Highside Short	78"	6	5	N/A	N/A
1950-1952 Dodge Lowside Short	78"	6	5	N/A	N/A
1951-1952 Dodge Highside Long	90"	6	5	N/A	N/A
1951-1952 Dodge Lowside Long	90"	6	5	\$45	\$81
1950 Dodge Lowside Long Stepside	90"	6	5	N/A	N/A
1950-1952 Dodge Powerwagon	95 3/4"	6	5	N/A	N/A
1953-1954 Dodge Lowside Short	76"	8	7	\$37	\$81
1953-1954 Dodge Highside Short	76"	8	7	N/A	N/A
1953-1954 Dodge Highside Long	88"	8	7	N/A	N/A
1953 Dodge Powerwagon	95 3/4"	8	7	N/A	N/A
1954 Dodge Powerwagon	93 3/4"	8	7	N/A	N/A
1955-1958 Dodge Lowside Short	76"	8	7	\$37	\$74
1955-1960 Dodge Highside Short	76"	8	7	N/A	N/A
1955-1956 Dodge Highside Long	88"	8	7	N/A	N/A
1955-1956 Dodge Powerwagon	93 3/4"	8	7	N/A	N/A
1957-1960 Dodge Highside Long	88"	8	7	N/A	N/A
1957-1960 Dodge 1 Ton	93 3/4"	8	7	N/A	N/A
1961-1965 1st Dodge Short Stepside	76"	6	7	N/A	N/A
1961-1965 1st Dodge Long Stepside	88"	6	7	N/A	N/A
1961-1964 Dodge 1 Ton	93 3/4"	8	7	N/A	N/A
1965 2nd-1971 Dodge Short Stepside	76"	7	6	N/A	N/A
1965 2nd-1971 Dodge Long Stepside	94"	7	6	N/A	N/A
1965-1968 Dodge 1 Ton	93 3/4"	8	7	N/A	N/A
1972-1985 Dodge Short Stepside	76"	7	6	N/A	N/A
1972-1985 Dodge Long Stepside	94"	7	6	N/A	N/A



<u>TRADITIONAL BEDSTRIP STEEL</u>	<u>TRADITIONAL BEDSTRIP PSS</u>	<u>STEEL BEDSTRIP W/HID</u>	<u>PSS BEDSTRIP W/HID</u>	<u>FLATTOP™ BEDSTRIP W/HID</u>	<u>SPEEDBUMP™ BEDSTRIP W/HID</u>	<u>CLASSICTRACK™ BEDSTRIP W/HID</u>
\$75	\$150	\$250	\$325	\$325	\$375	\$275
\$75	\$150	\$250	\$325	\$325	\$375	\$275
\$75	\$150	\$250	\$325	\$325	\$375	\$275
\$100	\$175	\$275	\$375	\$375	\$400	\$300
\$100	\$175	\$275	\$375	N/A	N/A	N/A
\$75	\$150	\$250	\$325	\$325	\$375	\$275
\$100	\$175	\$275	\$375	\$375	\$400	\$300
\$100	\$175	\$275	\$375	N/A	N/A	N/A
\$75	\$150	\$250	\$325	\$325	\$375	\$275
\$100	\$175	\$275	\$375	\$375	\$400	\$300
\$75	\$150	\$250	\$325	\$325	\$375	\$275
\$75	\$150	\$250	\$325	\$325	\$375	\$275
\$100	\$175	\$275	\$375	\$375	\$400	\$300
\$100	\$175	\$275	\$375	\$375	\$400	\$300
\$75	\$150	\$250	\$325	\$325	\$375	\$275
\$75	\$150	\$250	\$325	\$325	\$375	\$275
\$100	\$175	\$275	\$375	\$375	\$400	\$300
\$100	\$175	\$275	\$375	\$375	\$400	\$300
\$100	\$175	\$275	\$375	\$375	\$400	\$300
\$100	\$175	\$275	\$375	\$375	\$400	\$300
\$100	\$175	\$275	\$375	\$375	\$400	\$300
\$75	\$150	\$250	\$325	\$325	\$375	\$275
\$75	\$150	\$250	\$325	\$325	\$375	\$275
\$100	\$175	\$275	\$375	\$375	\$400	\$300
\$100	\$175	\$275	\$375	\$375	\$400	\$300
\$100	\$175	\$275	\$375	\$375	\$400	\$300
\$100	\$175	\$275	\$375	\$375	\$400	\$300
\$100	\$175	\$275	\$375	\$469	\$504	\$300
\$105	\$210	\$350	\$455	\$455	\$525	\$275
\$105	\$210	\$350	\$455	\$455	\$525	\$275
\$140	\$245	\$385	\$525	\$525	\$560	\$300
\$140	\$245	\$385	\$525	\$525	\$560	\$300
\$140	\$245	\$385	\$525	\$525	\$560	\$300
\$105	\$210	\$350	\$455	\$455	\$525	\$275
\$105	\$210	\$350	\$455	\$455	\$525	\$275
\$140	\$245	\$385	\$525	\$525	\$560	\$300
\$140	\$245	\$385	\$525	\$525	\$560	\$300
\$140	\$245	\$385	\$525	\$525	\$560	\$300
\$140	\$245	\$385	\$525	\$525	\$560	\$300
\$140	\$245	\$385	\$525	\$525	\$560	\$300
\$105	\$210	\$350	\$455	\$455	\$525	\$275
\$140	\$245	\$385	\$525	\$525	\$560	\$300
\$140	\$245	\$385	\$525	\$525	\$560	\$300
\$90	\$180	\$300	\$390	\$390	\$450	\$275
\$90	\$180	\$300	\$390	\$390	\$450	\$300
\$140	\$245	\$385	\$525	\$525	\$560	\$300
\$90	\$180	\$300	\$390	\$390	\$450	\$275
\$120	\$210	\$330	\$450	\$450	\$480	\$300



# BUYERS GUIDE

## DODGE / FARGO

VEHICLE	ZINC BED STRIP BOLT KIT	ZINC BED TO FRAME BOLT KIT	ZINC PERIMETER BOLT KIT	ZINC COMPLETE BOLT KIT
1929-1947 Dodge Short Stepside	\$40	\$30	\$25	\$95
1937-1947 Dodge Long Stepside	\$40	\$40	\$35	\$115
1937-1942 Dodge 1 Ton Stepside	\$40	\$40	\$35	\$115
1941-1945 Dodge Military Stepside	\$40	\$30	\$25	\$95
1946-1947 Dodge Powerwagon	\$40	\$40	\$35	\$115
1948-1949 Dodge Powerwagon	\$40	\$40	\$35	\$115
1950-1952 Dodge Powerwagon	\$40	\$40	\$35	\$115
1948-1949 Dodge Highside Short Stepside	\$40	\$30	\$25	\$95
1948-1949 Dodge Lowside Short Stepside	\$40	\$30	\$25	\$95
1948-1949 Dodge Highside Long Stepside	\$40	\$30	\$25	\$95
1948-1949 Dodge Lowside Long Stepside	\$40	\$30	\$25	\$95
1950-1952 Dodge Highside Short Stepside	\$40	\$30	\$25	\$95
1950-1952 Dodge Lowside Short Stepside	\$40	\$30	\$25	\$95
1950 Dodge Highside Long Stepside	\$40	\$40	\$35	\$115
1951-1952 Dodge Highside Long Stepside	\$40	\$40	\$35	\$115
1950 Dodge Lowside Long Stepside	\$40	\$40	\$35	\$115
1951-1952 Dodge Lowside Long Stepside	\$40	\$40	\$35	\$115
1953-1954 Dodge Highside Short Stepside	\$40	\$30	\$25	\$95
1955-1960 Dodge Highside Short Stepside	\$40	\$30	\$25	\$95
1953-1954 Dodge Lowside Short Stepside	\$40	\$30	\$25	\$95
1955-1958 Dodge Lowside Short Stepside	\$40	\$30	\$25	\$95
1953-1954 Dodge Highside Long Stepside	\$40	\$40	\$35	\$115
1955-1956 Dodge Highside Long	\$40	\$40	\$35	\$115
1957-1960 Dodge Highside Long	\$40	\$40	\$35	\$115
1953 Dodge Powerwagon	\$40	\$40	\$35	\$115
1954 Dodge Powerwagon	\$40	\$40	\$35	\$115
1955-1956 Dodge Powerwagon	\$40	\$40	\$35	\$115
1957-1968 Dodge 1 Ton	\$40	\$30	\$35	\$115
1961-1965 1st Dodge Short Stepside	\$40	\$30	\$25	\$95
1965 2nd-1971 Dodge Short Stepside	\$40	\$30	\$25	\$95
1972-1985 Dodge Short Stepside	\$40	\$30	\$25	\$95
1961-1965 1st Dodge Long Stepside	\$40	\$40	\$35	\$115
1965 2nd-1971 Dodge Long Stepside	\$40	\$40	\$35	\$115
1972-1985 Dodge Long Stepside	\$40	\$40	\$35	\$115



<u>PSS</u> <u>BED STRIP</u> <u>BOLT KIT</u>	<u>PSS</u> <u>BED TO FRAME</u> <u>BOLT KIT</u>	<u>PSS</u> <u>PERIMETER</u> <u>BOLT KIT</u>	<u>PSS</u> <u>COMPLETE</u> <u>BOLT KIT</u>
\$70	\$40	\$50	\$160
\$80	\$70	\$70	\$220
\$80	\$70	\$70	\$220
\$70	\$40	\$50	\$160
\$80	\$70	\$70	\$220
\$80	\$70	\$70	\$220
\$80	\$70	\$70	\$220
\$70	\$40	\$50	\$160
\$70	\$40	\$50	\$160
\$70	\$40	\$50	\$160
\$80	\$70	\$70	\$220
\$70	\$40	\$50	\$160
\$70	\$40	\$50	\$160
\$80	\$70	\$70	\$220
\$80	\$70	\$70	\$220
\$80	\$70	\$70	\$220
\$80	\$70	\$70	\$220
\$75	\$60	\$50	\$185
\$75	\$60	\$50	\$185
\$75	\$60	\$50	\$185
\$75	\$60	\$39	\$185
\$90	\$80	\$70	\$240
\$90	\$80	\$70	\$240
\$90	\$80	\$70	\$240
\$90	\$80	\$70	\$240
\$90	\$80	\$70	\$240
\$90	\$80	\$70	\$240
\$90	\$80	\$70	\$240
\$70	\$60	\$50	\$180
\$70	\$60	\$50	\$180
\$70	\$60	\$50	\$180
\$80	\$80	\$70	\$230
\$80	\$80	\$70	\$230
\$80	\$80	\$70	\$230



# FINISH SELECTION



HydroSatin DIY System

\$250

Prefinished

\$650

BedWood® brings you not only the best BedWood but also the best and latest technologies in finishes for your wooden truck bed. HydroSatin™ is an all-in-one single stage waterborne system consisting of a micronized Wood Impregnator and an 30 Sheen Satin Clear Finish designed to accentuate the grain structure of the wood while offering a contemporary look. The impregnator conditions the wood's fibers allowing the HydroSatin™ to penetrate beyond the surface, providing the benefits of a mildewcide, fungicide, biocide, and adhesion promoter. Our proprietary wood finishes are specially formulated to increase the life and protection of your wooden bed floor against mildew, rot, insects, and degradation, inside and out.



# FINISH SELECTION



HydroShine DIY System

\$350

Prefinished

\$950

BedWood® brings you not only the best BedWood but also the best and latest technologies in finishes for your wooden truck bed. HydroShine™ is an all-in-one single stage waterborne system consisting of a micronized Wood Impregnator and an 80 Sheen Gloss Clear Finish designed to accentuate the grain structure of the wood while offering a show quality shine. The impregnator conditions the wood's fibers allowing the HydroShine™ to penetrate beyond the surface of the board, providing the benefits of a mildewcide, fungicide, biocide, and adhesion promoter. Our proprietary wood finishes are specially formulated to increase the life and protection of your wooden bed floor against mildew, rot, insects, and degradation, from the inside out.



# FUEL DOOR SELECTION



\$125

## Flush Mount Fuel Filler Neck and Cap

- 316 Stainless Steel
- Mirror Polished
- Cap Removal Key Included
- Stainless Steel Hardware For Wood or Steel Mount
- 2" OD Connection for 2" ID Fuel Filler Hose
- 3" Long Filler Neck
- 3-3/8" Flange OD
- Easily Recessed 0.14" Thick Mounting Flange
- O-Ring Sealed Threaded Cap
- Stainless Chain Tether
- Mounting hardware included



\$125

## Polished Aluminum Aircraft Style Fuel Filler Cap and Neck

- Polished Billet Aluminum
- Stainless Steel Cap Tether
- Quarter Turn Center Tab for Quick Removal Of Cam Style Cap
- 3-3/4" Diameter Flange
- Total Length 2-5/8"
- 1/8" Thick Mounting Flange Allows for easy Recessing
- 5 Bolt Hole Mounting Pattern
- 2" OD Hose Connection
- Stainless Steel Mounting Hardware Included



\$125

## Bolt on neck with pop up aluminum cap

- 3/4" tall with O-ring sealed cap
- 6-hole zinc plated bolt on flange
- 6-hole split ring included
- Gasket and screws included
- Push And 1/4 turn for cap to Pop Up
- Knurled for easy cap removal
- Polished Aluminum Cap





\$125

#### Aluminum Smooth Rectangle Fuel Door

- Rectangle Door
- Polished Mirror Finish
- Solid Aluminum Construction
- Measures 5 ½" height, 4 ½" Length
- Mounting hardware included



\$125

#### Billet Aluminum Smooth Oval Fuel Door

- Oval Door
- Polished Finish
- Aluminum Construction
- Can be flush mounted
- Measure 6.88" long and 4.5" wide
- Mounting hardware included



\$875

#### Hidden Fuel Concealment Kit

A specialty design to rid filler doors or gas caps from your truck bed. Get a smoothed, professional touch with this all-electric, stainless steel and aluminum concealment kit.



Custom

# BEDWOOD®

The custom shop is only limited by your own imagination. Our artisans turn your ideas into reality, whether it be a custom one-off set of BedWood®, a laser engraved bed floor or a set uniquely crafted from multiple species of wood. The capabilities are near endless and all CAD designed and dimensionally modeled to assure the finest fit possible. When it comes to custom, we've got you covered.

*"I really enjoyed working with BedWood!! The quality of their product and service were excellent! I highly recommend BedWood® for your custom wood floors!"*

-Chad Martin

Chads Custom Dreams



Chad Martin's 1936 Chevrolet Custom Wide Dually

-Black Walnut

-FlatTop™ Bed Strips



-African Lacewood

-FlatTop™ Bed Strips



Eric Collier's 1982 Chevrolet K5 Blazer

*"I built a 1982 K5 Blazer for SEMA. After talking to the guys at BedWood I knew® they could tackle the job. They were very knowledgeable and worked with me through the process. They did an excellent job from the initial phone conversation, to onsite visit and tour of the facility. Great Quality, Customer Service, and most of all PRICING!"*

-Eric Collier

Nashville, TN




"We used BedWood<sup>®</sup> for the build of our custom 1968 C10. They provided an incredible product and world class service. I will always use their products in future builds!"

-Terry Rose  
Mount Juliet, TN



Terry Rose 1968 Chevrolet C10 Fleetside



-Black Walnut  
-SpeedBump™ Bed Strips



-Curly Maple  
-SpeedBump™ Bed Strips



Donny Johnson 1965 Chevrolet C10 Stepside

"Very satisfied with the curly maple bed kit from Bedwood and Parts. Vital contribution to the expected end result of my rebuild." Check out #thebuffexpress


-Donny Johnson  
McAlester, OK



# RETROLINER®

BedWood® has developed the perfect truck accessory for your El Camino, Ranchero, Econoline and late model pickup truck, SUV, custom, or any truck with a metal floor in the bed... a truly innovative product called the RetroLiner®.

This real wood bed liner installs right over your existing metal floor with NO drilling or cutting to your bed. Available with your choice of exotic or domestic hardwoods, the RetroLiner system is a complete package containing all of the required materials for installation without damaging the factory steel bed floor. We use state-of-the-art computer aided design (CAD) and 3D modeling for a precision design for each RetroLiner system. Give your ride that classic truck style with the ultimate in truck accessories: the RetroLiner from BedWood---The Professionals Choice.



DESIGNED TO FIT ANY LATE MODEL TRUCK, SUV, OR CROSSOVER




Sam Hatcher  
Racine, OH  
1966 Ford Econoline  
Sapele RetroLiner®



Each RetroLiner® kit is available in over 20 exotic and domestic wood species and for over 200 OE applications. The custom applications are virtually endless. Each wood piece is kiln dried and stabilized, properly milled, grooved, 3-stage sanded and delivered ready to finish. In addition to the wood, every kit includes cut-to-length, polished stainless steel bed strips, polished stainless steel hardware and sub-frame with mounting pads. Each kit has comprehensive, easy-to-follow instructions which include tips for care and treatment of wood.

Vastine's Paint Garage/ 1885 Barbershop  
Royse, TX  
1962 Ford F100  
Pine RetroLiner®



## Easy Installation!

To assure the absolute best fit for your application, due to the variations in metal stampings and vehicle assembly at the factory, you may be required to trim the wood around the wheel wells and bed sides, and trim the bed strips to final length at the wheel wells.

Order Toll Free : 877-206-9663





# SQUARE YOUR BED

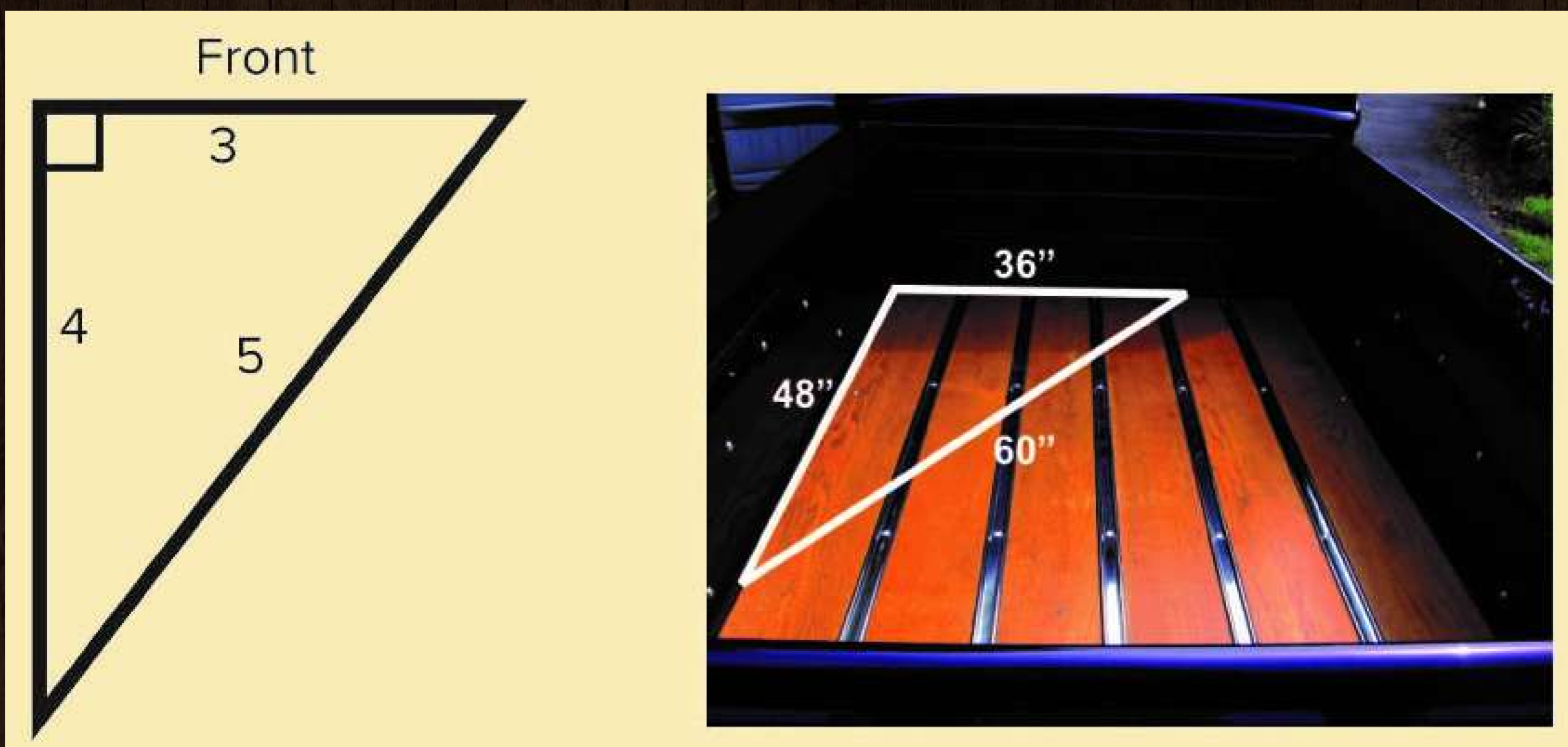
One of the challenges when assembling your bed is making sure each corner is square. While your pickup bed doesn't have to be perfectly square, it's best to get each corner as close to 90 degrees as possible. If not, the bed wood will be noticeably "off" from one side of the bed floor to the other. The 3-4-5 method is very useful, ensuring that all your parts will fit together as planned.

Follow the steps below to square each corner of your bed:

1. ESTABLISH LOCATION OF THE FRONT BED PANEL. Be sure it is centered, side to side, behind the cab. The easiest method is to measure from the side of the front bed panel to the side of the chassis and center on the chassis. Be sure to place the front bed panel spaced evenly from the cab in its final position.

2. USING THE 3-4-5 RIGHT TRIANGLE METHOD.

- a. From the inside corner of the bed on the front driver's side, measure towards the passenger side 3 feet or 36" and mark a line. We recommend placing a piece of masking tape down so the mark is not directly on your paint.
- b. From the inside corner of the bed on the front drivers side. Measure towards the rear of the bed a distance of 4 feet or 48" and mark a line. Again, it is recommended that you place a piece of masking tape down so the mark is not directly on your paint.
- c. Now, measure the distance between the two marks. If your bed is square, this distance should measure exactly 5 feet or 60". If it is not, move the rear of your bed to one side or the other until the measurement is 60".





3. YOU CAN ALSO USE THE CHART BELOW WHICH IS THE MOST COMMONLY SEEN BED WIDTHS:

- a. Choose your bed width. (Dimension A)
- b. From the inside corner of the bed on the front drivers side, measure towards the rear of the bed a distance from Dimension B, and mark a line. Again, it is recommended that you place a piece of masking tape down so the mark is not directly on your paint.
- c. Measure from your mark to the inside front corner of the passenger side of your bed. If your bed is square this distance should measure as seen as Dimension C. If it is not, move the rear of your bed to one side or the other until the measurement is the same as Dimension C.



Gary Fullers  
F100

Leopard Wood BedWood®  
Polished Stainless Bed Strips



Order Toll Free : 877-206-9663





# CUSTOM BED FORM

FORM 4 **BED WOOD**

**RETROLINER**  
bedwood.com

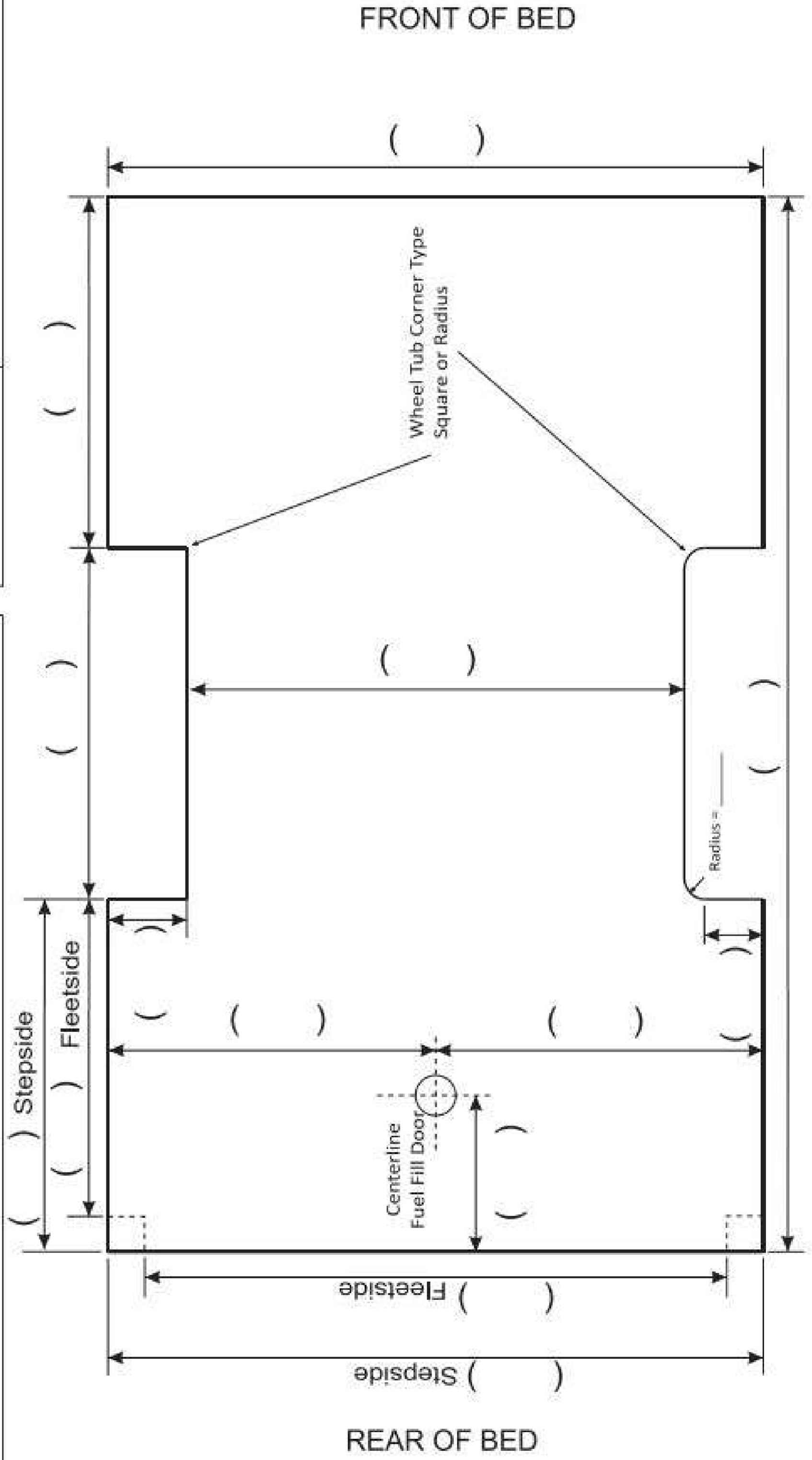
## CUSTOM BED INFORMATION FORM

© Bed Wood and Parts 2006-2016

Bed Wood and Parts, LLC  
8345 Madisonville Road Hopkinsville, KY 42240  
Orders 877.206.WOOD Tech 270.424.3000 Fax 270.424.8300

CUSTOMER NAME:	
SHIPPING ADDRESS:	
CITY:	STATE: ZIP:
PHONE:	FAX:
E-MAIL:	

<b>ALL INFORMATION MUST BE COMPLETED ALWAYS MEASURE FROM THE FRONT OF THE BED</b>	
<b>Note: NO RETURNS ON CUSTOM PARTS</b>	
YEAR:	
MAKE:	
MODEL:	
WHEEL TUB CORNER:	SQUARE OR RADIUS (CIRCLE ONE)
NOTE OTHER BED MODIFICATIONS:	



Copyright © 2009-2021 BedWood and Parts, LLC. All rights reserved.



# CUSTOM BED STRIP FORM

FORM 2



**RETROLINER**  
bedwood.com

## BED STRIP & ANGLE STRIP

### HOLE LOCATION INFORMATION FORM

© Bed Wood and Parts 2006-2016  
Bed Wood and Parts, LLC  
8345 Madisonville Road Hopkinsville, KY 42240  
Orders 877.206.WOOD Tech 270.424.3000 Fax 270.424.8300

**Note: NO RETURNS ON CUSTOM PARTS**

CUSTOMER NAME:			
SHIPPING ADDRESS:			
CITY:	STATE:	ZIP:	
PHONE:	FAX:		
E-MAIL:			

Year:	Make:	Model:	SWB or LWB <small>(circle one)</small>	Step/Flare or Fleet/Style <small>(circle one)</small>	Plain Steel or Polished Stainless <small>(circle one)</small>	Bed Strip Qty:
<div style="display: flex; justify-content: space-between;"> <div style="width: 30%;"> <p>Front of Bed Strip</p> <p>Rear of Bed Strip</p> </div> <div style="width: 30%;"> <p>Front of Bed</p> <p>Rear of Bed</p> </div> <div style="width: 30%;"> <p>Front of Angle Strip</p> <p>Rear of Angle Strip</p> </div> </div> <p style="text-align: center;"><i>Panel and Fleetside Only</i></p> <p style="text-align: right;"><b>Wheel Tub</b></p>						

Copyright © 2009-2021 BedWood and Parts, LLC. All rights reserved.

Order Toll Free : 877-206-9663





## ORDERING

# INFORMATION

### ORDERING:

#### HAVE THIS INFORMATION HANDY:

1. Truck year, make, model and modifications such as bed length/width alterations, wheel tubs and if the fuel tank has been relocated.
2. Custom Measurements Form. You can get this form online or from any of our sales people.
3. Your name, street address (including zip code).
4. Billing Information.

#### FOR YOUR CONVENIENCE

Fax your order or order online at any time! Please be sure all important information is included. Orders sent without a daytime phone number cannot be processed.

FAX NUMBER: 270-424-8300

#### PRICING

Every attempt is made to maintain our pricing as long as possible. Due to market and supply fluctuations, BedWood® reserves the right to change prices without notice.

#### DEPOSITS

Full payment is required upon order placement.

#### PAYMENT

MASTERCARD - VISA - DISCOVER - CERTIFIED CHECK - MONEY ORDER - AMERICAN EXPRESS - PAYPAL

Prepayment by personal or corporate check will delay processing and shipping until verification is received. All payments must be made in U.S. Funds. C.O.D. orders are not accepted.

#### SALES TAX

Kentucky residents must pay 6% sales tax, including out of state customers who pick up parts at our location. Companies buying parts for resale must have a signed resale certificate and a copy of it's sales tax certificate on file in our office.



## SHIPPING

Orders are shipped UPS or freight, whichever is most economical. Customer is responsible for all freight charges.

## INTERNET

[WWW.BEDWOOD.COM](http://WWW.BEDWOOD.COM)

Staying connected with BedWood® has never been easier! Visit our website and you will find links to all of the most popular social media sites including Facebook, Instagram, Youtube, Twitter, and Pinterest. Our blog is where you can get the most up to date information on what shows we will be attending, the newest feature vehicles we are building, great new product launches, installation workshop and sales.



## CREDENTIALS

BedWood® is a proud member of the following organizations:



Order Toll Free : 877-206-9663





# LIABILITY & WARRANTY

BedWood®, our suppliers, vendors, and manufacturers have no control over the installation and/or use of the products, we will not be liable, jointly or individually, for personal property damage caused by the use or misuse of any product manufactured or sold. No warranty is expressed or implied. In addition, wood is a natural product that is susceptible to varying humidity levels and weather conditions. We recommend, and it is the customer's responsibility to seal their wood as soon as possible after receiving it to protect it from splitting, cracking, checking or being damaged in other ways due to changing weather conditions. We are not responsible to replace boards which are split, checked or cracked after 30 days from the invoice date. We guarantee our products to be free from defects in materials and workmanship at the time the merchandise is shipped or picked up.

We will replace or repair any product found to be defective, subject to our inspection. Our guarantee covers replacement or repair of defective merchandise only. Product must be returned freight prepaid for inspection. There is no guarantee on parts that are rusty, modified in any way, chromed, stained, sealed, polished, painted, powder coated or installations using customer supplied components or other parts.

## DAMAGES

Merchandise that is received damaged must be kept in original carton for its inspection. It is extremely important for you to inspect your shipment for damage in the presence of the delivery person and before signing for the package. BedWood® is not responsible for replacing any damaged wood or other product after 30 days from the invoice date. If you need help making a claim to the freight carrier, please call for assistance.

## RETURN POLICIES

ALL SALES ARE FINAL and the return of merchandise may be authorized only after a return request has been made. All returns must be sent freight prepaid. NO C.O.D.s will be accepted. Shipping, handling, and crating charges are non-refundable. Approved items are subject to a 25% restocking fee. All returned parts must be new and undamaged. Items used, dented, damaged, rusty, chromed, coated, primed, painted, sealed or modified in any way are non returnable. All authorized returns must be received by BedWood® within 30 days of the original invoice date. There are NO RETURNS on any custom parts, kits, or exotic woods.

## REFUSED SHIPMENTS

Customers will be charged a minimum of 25% handling and freight on refused orders.



# FREQUENTLY ASKED QUESTIONS

## WHAT DOES KILN DRIED MEAN?

Kiln-dried wood is wood that has been dried in an oven (kiln). With a kiln, you can control the environment such as temperature, humidity, and steam levels for a set period of time. Allowing you to dry wood to the desired moisture content faster than air-drying.

## HOW WIDE ARE THE BOARDS?

It is very rare that all boards are going to have an equal width. The application itself is going to depend on how wide each board is. There are many applications where there will be multiple different sizes. Don't worry though, we have all the data to ensure that your going to receive exactly what you need. In the rare case that we do not, we will send over a custom form to make sure that you will receive the perfect fit for your application.

## HOW WIDE ARE THE BED STRIPS?

Each bed strip is going to come to you at the factory width of 1 1/2".

## I DON'T SEE MY TRUCK. CAN YOU MAKE IT FOR ME?

Absolutely! We have data for over 100 years worth of trucks. Even those hard to find Hudson's, Flat beds, and stake sides. After all, we are the custom BedWood® specialists.

## WHAT SPECIES OF WOOD TAKES STAIN THE BEST?

After many years of trial and error we have discovered that Ash will give you the best finished result when staining. It is also pound for pound one of the hardest and most flexible species available.

## I WANT A WOOD SPECIES THAT I DON'T SEE. CAN YOU GET IT?

Most of the time we can. We've even had customers whose wood was harvested from a helicopter in the Amazon Jungle, but keep in mind that if you do not see your favorite species on the list then it may not be the best for a bed floor. We have condensed our offerings over the years from over 40 species finding out which ones are the best for what we are doing.

## ARE TRUCKS THE ONLY THING YOU CAN PUT BEDWOOD® IN?

NO! We have helped countless customers achieve the look of their dream build. As we like to say, "if you can measure it, and it has to do with wood, we can help!"





*"PRICE IS WHAT YOU PAY, VALUE IS  
WHAT YOU GET...NEVER  
COMPROMISE ON VALUE."  
-WARREN BUFFETT*

BedWood<sup>®</sup>

8345 Madisonville Road Hopkinsville, KY 42240

Order: 877-206-9663 Tech: 270-424-3000 Fax: 270-424-8300

[www.bedwood.com](http://www.bedwood.com)