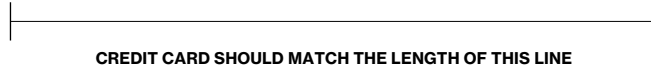


Find your *ring size*

Print this guide at a normal US Letter size at 100% scale. Match up a standard credit card to the line below to ensure you're working with the right dimensions.

There are 2 reliable ways to find your size, try both if you can to make sure your size is the one. If it falls between two numbers, you might want to choose a half size up.

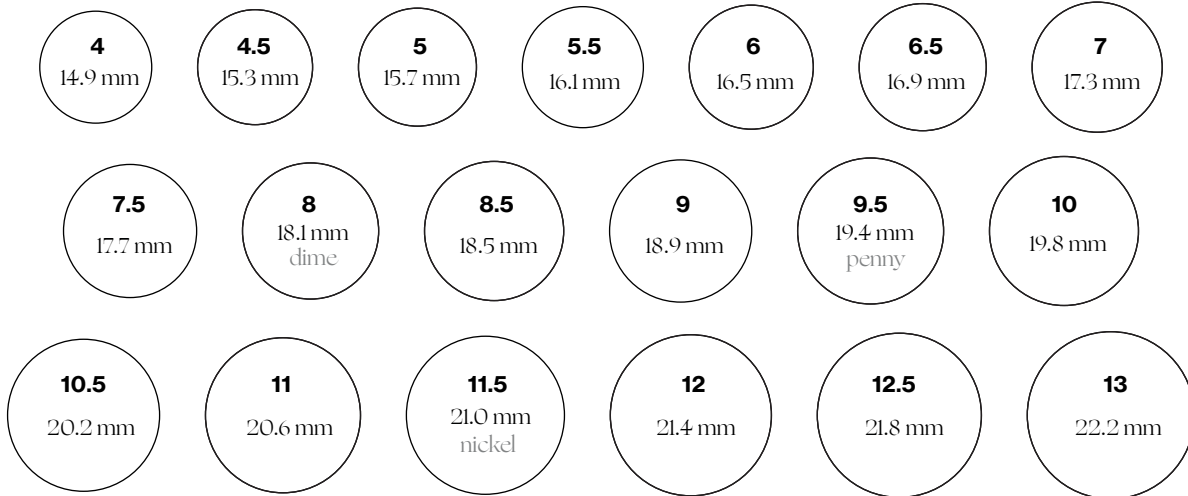


CREDIT CARD SHOULD MATCH THE LENGTH OF THIS LINE

Option 1: *Match a ring that fits*

Using a ring that fits your desired finger perfectly, match the inside of that ring with one of the circles below.


When your ring is placed on the right size, you'll see only the black circle with no white in between the circle and the ring.



Option 2: *Make your own sizer*

Carefully cut along the outlines of this sizer, then cut a slit at the line near the words "YOUR SIZE HERE." Wrap the sizer around the base of your finger and

pull the tapered end through the slit like a belt. Measure your knuckle to make sure it's a size that's secure and fits snugly.



IF YOU NEED ANY FURTHER ASSISTANCE, EMAIL

HUMAN@AETHERDIAMONDS.COM

THE FUTURE IS ALREADY

WWW.AETHERDIAMONDS.COM