

## Flashing LED – Blinking LED

### STANDARD LED LAMPS

FYL-3014BXX-XX

*Part Nos. 08L36BID, 08L36BGD, 08L36BYD*

#### ■ Features:

- 3.0mm Round Type LED Lamps.
- Standard brightness.
- Various viewing angles.
- Diffused lens.
- Popular T-1 diameter package.
- IC compatible /Low current capability.

#### ■ Part No.:

FYL-	Iv TYP.(mcd)	View Angle (2 θ 1/2)
3014BHD	3	40°
3014BYD	15	40°
3014BGD	15	40°

Len Color: D=Color Diffused

#### ■ Description:

- Color Code & Chip characteristics: (Test Condition: IF=20mA)

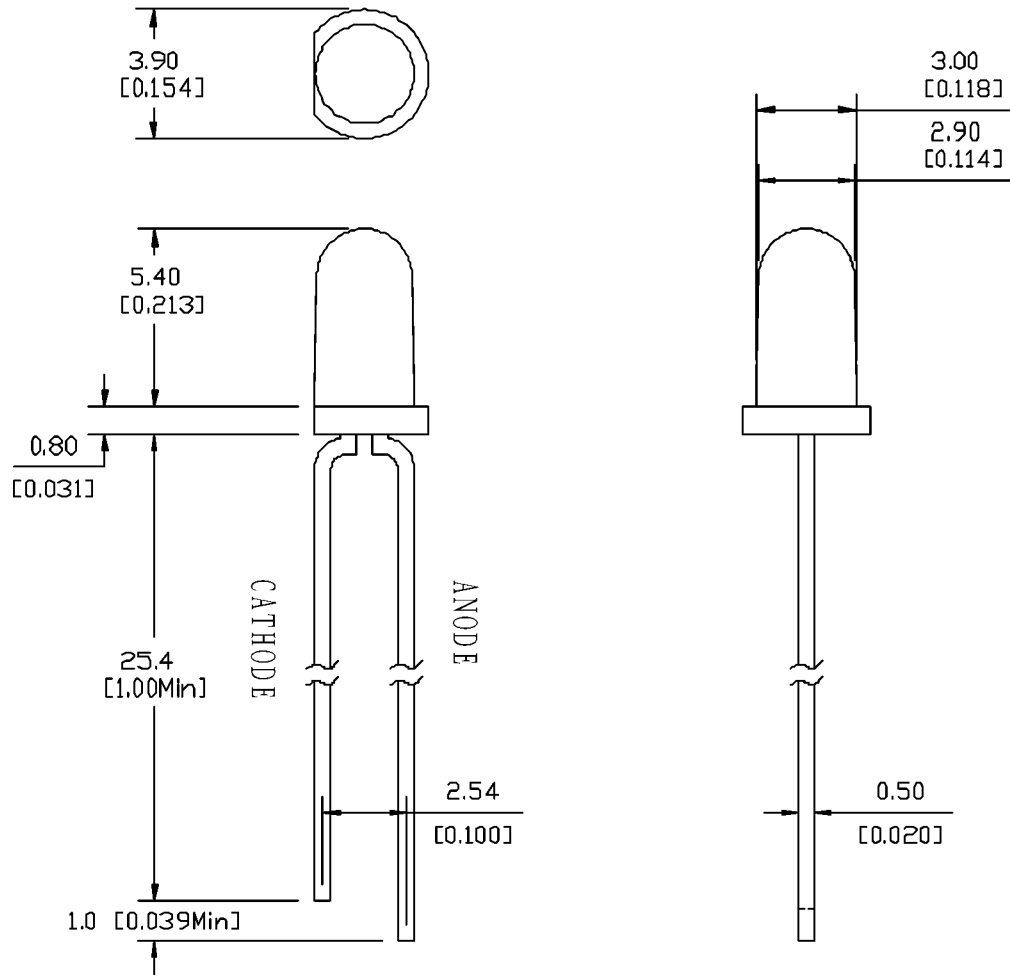
Emitting Color		Dice Material	Peak Wave Length (λ <sub>P</sub> )	Spectral Line halfwidth(Δ λ <sub>1/2</sub> )	Forward Voltage(VF) Unit:V		Luminous Intensity (Iv) Unit:ucd
					Typ	Max	
H	Red	GaP/GaP	700nm	90nm	2.25	2.60	500
Y	Yellow	GaAsP/GaP	585nm	35nm	2.10	2.50	2000
G	Green	GaP/GaP	570nm	30nm	2.20	2.50	2500

#### ■ Electrical-optical characteristics: (Ta=25°C)

Parameter	Symbol	GaP(Red)	AlGaAs	GaAsP	GaP(Green)	Unit
Power Dissipation	P <sub>ad</sub>	40	60	80	80	mW
Peak Forward Current *	I <sub>pf</sub>	50	150	150	150	mA
Continuous Forward Current	I <sub>af</sub>	15	25	30	30	mA

Notes: · \* Test Condition = Duty 0.1, 10KHZ

■ Package configuration & Internal circuit diagram:



Notes:

- All dimensions are in millimeters (inches)
- Tolerance is  $\pm 0.25(0.01)$  unless otherwise noted.
- Specifications are subject to change without notice.

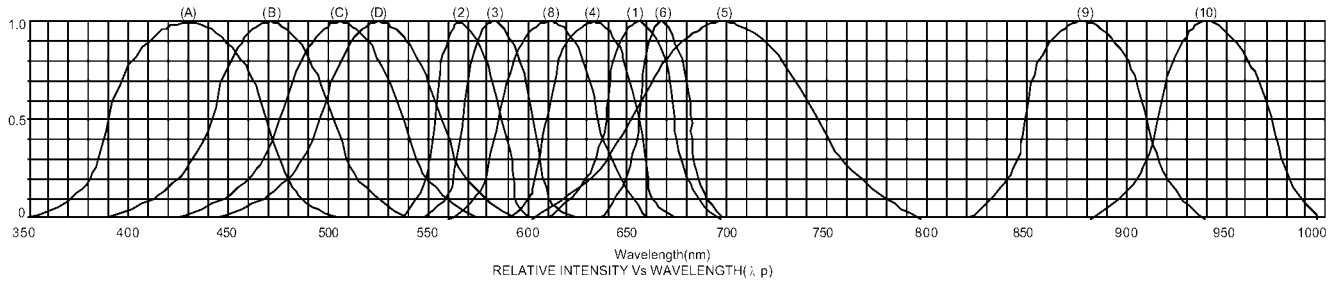
# STANDARD LED LAMPS

FYL-3014BXX-XX

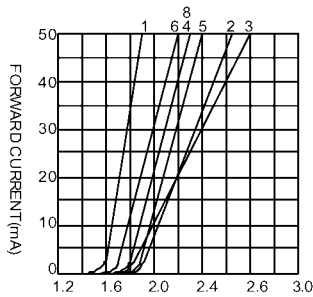
## Absolute maximum ratings (Ta=25°C)

Reverse Voltage	5V
Reverse Current	20µA
Operating Temperature Range	-40°C to +85°C
Storage Temperature Range	-40°C to +85°C
Lead Solder Temperature (1.6mm(1/16") from body)	230°C for 5 Seconds

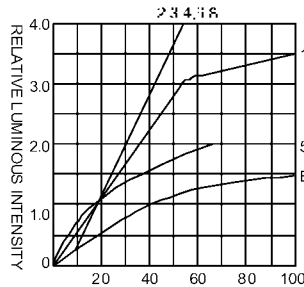
## Typical electrical-optical characteristics curves:



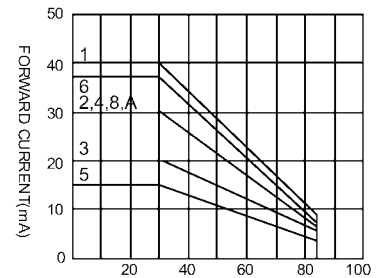
- (1) - GaAsP/GaAs 655nm/Red
- (2) - GaP 570nm/Yellow Green
- (3) - GaAsP/GaP 585nm/Yellow
- (4) - GaAsP/GaP 635nm/Orange & Hi-Eff Red
- (5) - GaP 700nm/Bright Red
- (6) - GaAlAs/GaAs 660nm/Super Red
- (8) - GaAsP/GaP 610nm/Super Red
- (9) - GaAlAs 880nm
- (10) - GaAs/GaAs & GaAlAs/GaAs 940nm
- (A) - GaN/SiC 430nm/Blue
- (B) - InGaN/SiC 470nm/Blue
- (C) - InGaN/SiC 505nm/Ultra Green
- (D) - InGaAl/SiC 525nm/Ultra Green



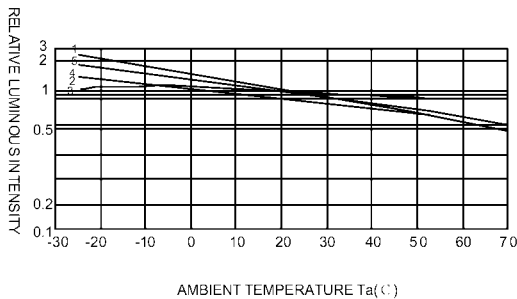
FORWARD VOLTAGE (V)  
FORWARD CURRENT VS.  
FORWARD VOLTAGE



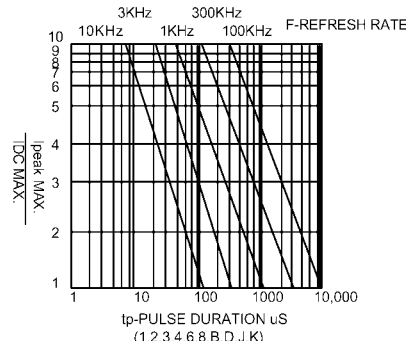
FORWARD CURRENT (mA)  
RELATIVE LUMINOUS  
INTENSITY VS. FORWARD  
CURRENT



AMBIENT TEMPERATURE Ta(°C)  
FORWARD CURRENT VS. AMBIENT  
TEMPERATURE



AMBIENT TEMPERATURE Ta(°C)



NOTE: 25°C free air temperature unless otherwise specified

