

KEY POINTS

- Optically clear 0.2mm PETG visor
- Anti fog + anti glare
- Lightweight 0.2mm visor sheet thickness
- Works with all masks and respirators, no interference with visor + visual aids
- Foamless design - reusable & easy to clean
- 100% recyclable

PET VISOR SPECIFICATION LIST

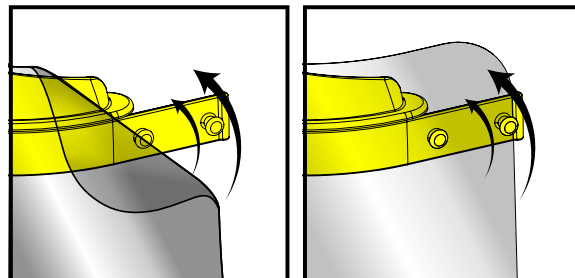
ITEM	SPECIFICATION	TEST RESULT	CONCLUSION
Thickness (mm)	0.25 ± 0.04	0.245-0.255	Qualified
Tensile Strength (Mpa)	≥44	TD:46.9 MD:48.8	Qualified
Falling Ball Impact Brittle Rate (%)	≤40	0	Qualified
Heating Shrinking rate (%)	-7.0~+7.0	-4.2+2.0	Qualified
Ultimate elongation (%)	≥300	320	Qualified
Heating Sealing Strength (N/15mm)	≥7	9.80	Qualified

MATERIALS

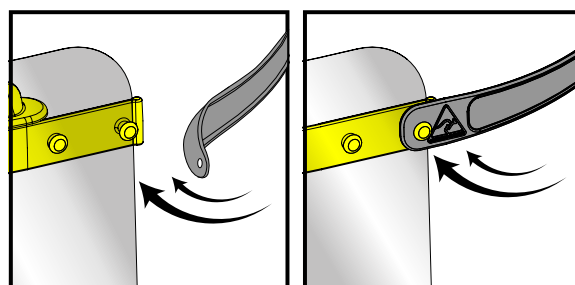
ITEM	MATERIAL	CERTIFICATION	SPECIFICATION
Head Piece	Polypropylene	Medical Grade	Available on request
Visor	PET		See Table Above
Head Band	TPE	30 Duro	Available on request

ASSEMBLY INSTRUCTIONS

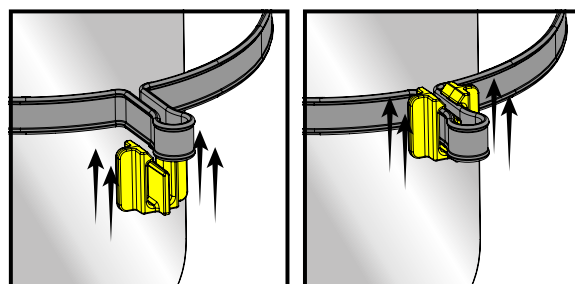
Step 1) Attach visor by aligning the holes over the mushroom head retention points and applying pressure- if the holes do not line up, flip the visor around the other way



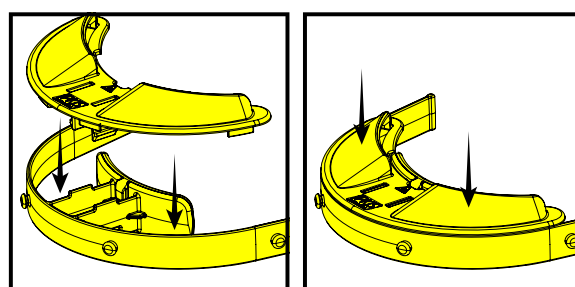
Step 2) Attach strap to Face Shield on the end mushroom heads.



Step 3) Attach rear strap adjuster by holding strap on either side, stretching and sliding strap in.



Step 4) Attach ventilation cap by lining up the two snap in points underneath and applying pressure.



DISASSEMBLY INSTRUCTIONS FOR CLEANING

To disassemble the product for cleaning please carefully carry out the above assembly instructions in reverse.

Once disassembled, complete the cleaning and sterilisation process recommended by your institution. (Not in autoclave)

ipkismedical.com.au