

CUBE

STRONG PERSONALITY IN A LITTLE CUBE

"WE HAVE RAISED THE BAR"



Sanremo Coffee Machine are proud to present the revolutionary CUBE, the new Semi-professional one group model, that follows in the footsteps of the Cafe Racer.

An object of desire, advanced technology and minimal design in the "Sanremo style" tradition.

Thanks to the new colour palette and particular design of the side panels, CUBE offers a great choice for domestic use and branding for the professional market.

- The most original design on the market
- Complete selection of colours and materials
- Highly customizable
- Web App for control and interaction
- Energy saving system
- Stainless steel boiler
- Smart water tank design



SANREMO



CUBE TECHNICAL FEATURES

- 1.9L heat exchanger boiler stainless steel AISI 316
 - 1.8L internal water tank
 - E61 themosiphon group with mechanical pre-infusion
 - Vibration pump
 - Boiler power 1500W/230Vac - 1300W/120Vac
 - Energy Saving System
 - WiFi connection with Web App
 - Complete set of accessories for user experience
- Fully insulated boiler to improve heating efficiency.
 - Line/Pump pressure gauge.
 - Boiler pressure gauge.
 - Removable internal water reservoir with integrated protection cover and anti-drip valve. Rounded internal edges for an easier cleaning.
 - Internal spillover basin made in high resistance plastic and completely closed to protect user and internal components.
 - Removable drip tray.
 - Stainless Steelcup frame.
 - Adjustable legs.
 - Cold Touch steam wand with "Purge" function.
 - Hot water wand with removable nozzle for easier cleaning.
 - Electronic thermal management with SSR (Solid State Relay) with PID algorithm to achieve high thermal stability and reactivity.
 - Electronic diagnostic for fault detection.
 - Adjustable boiler temperature with potentiometer, range 115-130°C.
 - High efficiency led panel for:
 - Machine ON/OFF
 - Machine ready/heated up
 - Water tank level with pre-alarm/alarm indicator
 - Green mindset: Cube is compliant to the "Ecodesign" European directive 2009/125/EC for home appliances.
 - Connected. With an internal WiFi module it's possible to connect a smartphone to the machine using our WebApp with point-to-point or cloud communication. WiFi module integrates OTA technology (OverTheAir) which allows automatic software updating with WiFi module using web connection.



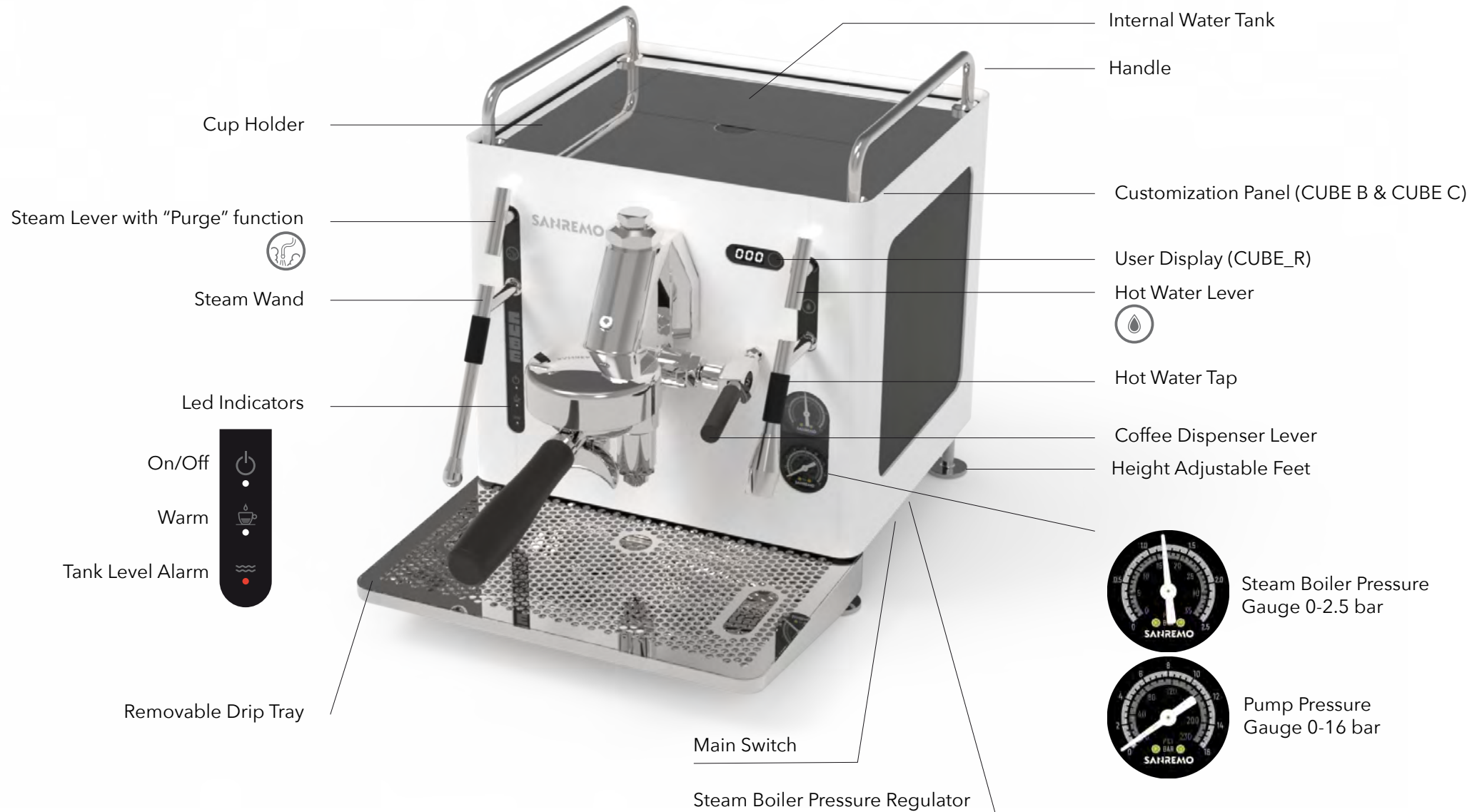
User main display with multiple functions:

- Adjust boiler temperature, Range 115-130°C.
- Shot clock for extraction time
- Enable and program water filter expiry (programmable from 1 to 12 months)
- Messages for water level and faults

CUBE_R TECHNICAL FEATURES

- 1.9L heat exchanger boiler stainless steel AISI 316
- Selectable water supply from internal tank or home main line
- 1.8L internal water tank
- E61 themosiphon group with mechanical pre-infusion
- High performance volumetric pump rated 54L/h
- Boiler power 1500W/230Vac - 1300W/120Vac
- Energy Saving System
- WiFi connection with Web App
- Complete set of accessories for user experience
- Fully insulated boiler to improve heating efficiency.
- Line/Pump pressure gauge.
- Boiler pressure gauge.
- Removable internal water reservoir with integrated protection cover and anti-drip valve. Rounded internal edges for an easier cleaning.
- Internal spillover basin made in high resistance plastic and completely closed to protect user and internal components.
- Strong three positions "main-close-tank" tap to select input water supply.
- Removable drip tray with drain tube.
- Stainless Steel cup frame.
- Adjustable legs.
- Cold Touch steam wand with "Purge" function.
- Hot water wand with removable nozzle for an easier cleaning.
- Electronic thermal management with SSR (Solid State Relay) with PID algorithm to achieve high thermal stability and reactivity.
- Electronic diagnostic for fault detection.
- High efficiency led panel for:
 - Machine ON/OFF
 - Machine ready/heated up
 - Water tank level with pre-alarm/alarm indicator
- Green mindset: Cube is compliant to the "Ecodesign" European directive 2009/125/EC for home appliances.
- Connected. With an internal WiFi module it's possible to connect a smartphone to the machine using our WebApp with point-to-point or cloud communication. WiFi module integrates OTA technology (OverTheAir) which allows automatic software updating with WiFi module using web connection.

CUBE / CUBE_R OVERVIEW PRESENTATION



Internal Water Tank

Handle

Cup Holder

Customization Panel (CUBE B & CUBE C)

Steam Lever with "Purge" function



User Display (CUBE_R)

Steam Wand

Hot Water Lever



Led Indicators

Hot Water Tap

On/Off



Coffee Dispenser Lever

Warm

Height Adjustable Feet

Tank Level Alarm

Removable Drip Tray

Main Switch

Steam Boiler Pressure Regulator



Steam Boiler Pressure Gauge 0-2.5 bar




Pump Pressure Gauge 0-16 bar


MINIMAL DESIGN *Compact dimensions*



The CUBE design was studied to combine its compact size with easy cleaning and simple maintenance.



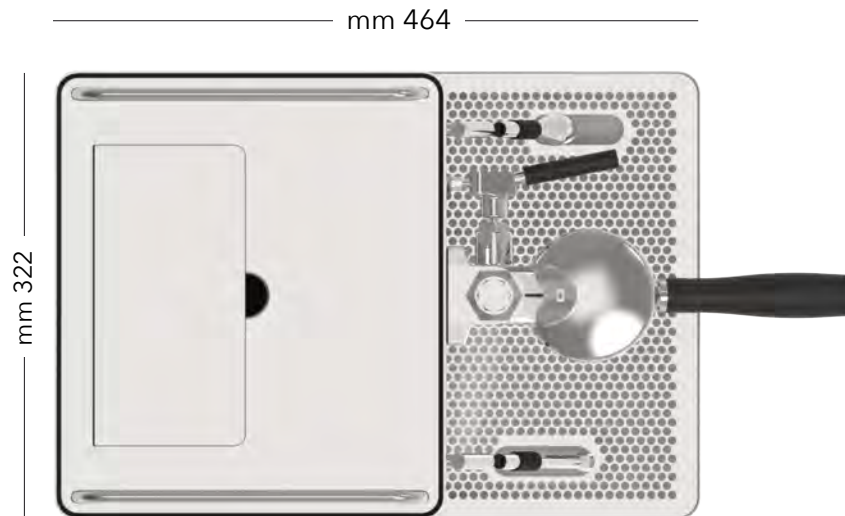
Front View



Side View



Rear View



Zenith View

CUBE & CUBE_R DIMENSIONS


- Width: mm 323 / inches 9,13
- Depth: mm 465 / inches 18,30
- Height: mm 369 / inches 14,54
- Weight (CUBE): Kg 22,7 / lb 50,04
- Weight (CUBE_R): Kg 26,5 / lb 58,42

Standard Metallic Finishes

 Polished Stainless Steel 304BA


Standard Painted Finishes

 Black Onyx

 Snow White

Special Painted Finishes

 Candy Pink

 Illuminating Yellow

 Matcha Green

 Azure Lake

The two models CUBE and CUBE_R are offered in three different body styles named: A, B, C.

The panels in both versions A and B are available in a wide range of standard or special colours. The cup holder and the tray with the work surface are in polished stainless steel.

The C version is available in exclusive editions and can be customized on request.



CUBE^{®A}: Absolute

The A version is the simplest and most minimal solution, suitable for a domestic customer. The cover panels of the machine are in a single color and the side panels in a single piece.



CUBE^{®B}: Bicolour and/or Branded


In the B version the side panels are made in two pieces in order to allow color variations and the personalization of the central panel even with special colors and branding.



CUBE^{®C}: Custom

The Custom version is available in exclusive editions with colors on request and special coatings on both the side panels and other elements such as the filter holder knob.

STYLISH_Sanremo Style



Illuminating Yellow

CUBE[®] Absolute

The A version is the simplest and most minimal solution, suitable for a domestic customer. The cover panels of the machine are in a single color and the side panels in a single piece.

Finishes available



Standard Paint Colours



Polished Stainless Steel 304BA




Onyx Black



Snow White

Special Paint Colours



Azure Lake



Candy Pink



Matcha Green

STYLISH_Sanremo Style




Onix Black | Polished Stainless Steel

CUBE®: Bicolour and/or Branded

On the version B the side panels are perforated to show an underlying sheet that can be customized.

Finishes available



It's possible to customize the central box with special colours and/or your own logo.

Some Examples



Snow White | Polished Stainless Steel



Snow White | Onix Black



Snow White | Onix Black & Logo



Polished Stainless Steel | Snow White



Polished Stainless Steel | Ill. Yellow



Panel: Oxid Iron | Details: Wood

CUBE® Custom

This model is dedicated to fans of the Sanremo style who wish to have a unique and highly personalized product, which can be in harmony with their tastes and with the surrounding environment.



Some Examples



Snow White | Grey & Led Light



Polished Stainless Steel | Wood



Oxid Steel | Brown Leather



Black Satin | Gloss Black & Led Light




Polished Stainless Steel | Ill. Yellow

INTELLIGENT PACKAGING DESIGN:




This packaging was designed not only to delight the customer that opens it but also with logistics in mind. It's the perfect size for pallet optimization, colour coded for quick identification and recyclable materials. Inside the box the material that envelops the machine is made from low- density polyethylene which is anti-scratch and shock-proof.



Cardboard Box

Pallet



SET OF ACCESSORIES FOR USER EXPERIENCE

This model is designed for Sanremo style fans who wish to have a unique and highly personalised product, which is in harmony with their taste and surrounding environment.

List of accessories contained in each package:

- single portafilter
- two single filters (7, 8 gr.)
- blind filter
- tamper
- t-shirt gift voucher
- Sanremo bag
- water supply inlet pipe, drain hose clamp and drain pipe (only CUBE_R)
- double portafilter
- two double filter (14, 16 gr.)
- cleaning brush
- cleaning cloth
- 35ml jug
- instruction booklet

CUBE WEB APP

Using the WiFi module in our WebApp you can amplify and simplify interaction with CUBE and CUBE_R machines.

CUBE App allow user to scroll over different functions:

- 1) Remote machine on/off
- 2) Set-up boiler temperature for CUBE_R
- 3) Manage water tank level
- 4) Enable and manage water filter signaling.

Available two different counters:

- Expiry in time: simple to use, suitable for water tank
- Expiry in volume: perfect for when the machine is connected to the main line supply, calculates the total volume of water consumption.

- 5) Show shot time in real time
- 6) Statistics: daily, weekly and monthly counters for coffee and water consumption.
- 7) Weekly scheduler to program up to three different "time slot" per day to fit perfectly around your life!



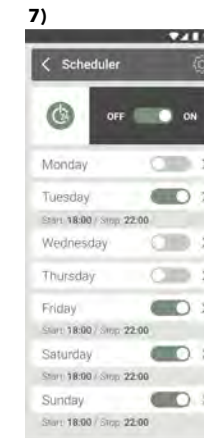
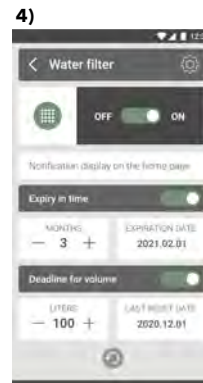

Join to Sanremo World with "Cube Connect": FAQ, tutorial and news to stay up to date!

Different connection modes are available with mobile, tablet and PC:



Point-to-Point directly with Machine Cloud to access from anywhere

Manage more machines using the same app in different places! Perfect to manage and control for machines placed in your homes and B&B, hotel etc...



CUBE



...and now enjoy your CUBE

for more information contact us at export@sanremomachines.com



SANREMO coffee machines s.r.l. - Via Giacomo Bortolan, 52 - 31050 Vascon di Carbonera (TV) - ITALY - T. +39 0422 448900 - www.sanremomachines.com

SANREMO *made in italy*