

Docking Drawer®

Blade Series

IN-DRAWER OUTLET CATALOG



Docking Drawer outlets offer a safe and reliable way to add electrical outlets into cabinet and furniture drawers, clearing cord and device clutter from visible surfaces. Our outlets can enhance the organization of any home or commercial space, while devices remain conveniently plugged in and at the ready.



Photos by Studio Dearborn




Smart

Now a standard in all projects, Docking Drawer outlets are a compact and smart solution for enhancing the functionality of any room by creating hidden charging stations, pull-out hair styling drawers, and more. Sound like the right solution for your project? Contact our award-winning customer service team at (925) 233-5598 to get started today.



Simple

Planning an in-drawer outlet is simpler than ever. All Docking Drawer Blade Series outlets now offer both charging AND powering capabilities in a single solution, powering up to 8 devices at one time. Blade Series outlets fit any drawer type and every application, providing more flexibility and simplified installation. Let your creativity run wild.





The safest in-drawer outlets on the market, every 15 amp and 20 amp Docking Drawer Blade Series outlet has an interlocking thermostat that de-energizes the outlet when the surrounding temperature exceeds 120°F. Blade Series outlets are ETL Listed for use in the US and Canada, complying with NEC and CEC electrical standards. All outlets are thoroughly cycle tested over 500,000 times, representing 30 years of opening and closing the drawer every 15 minutes, to ensure a long life and years of safe operation.

Safe



KITCHENS



BEDROOMS



LIVING ROOMS



HIGH-VOLUME PROJECTS




BATHROOMS



OFFICES



CLOSETS



ENTRYWAYS





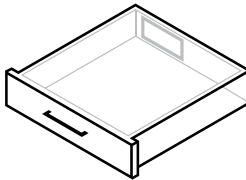
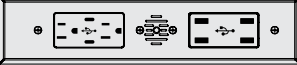

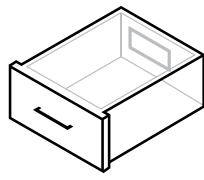
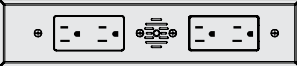

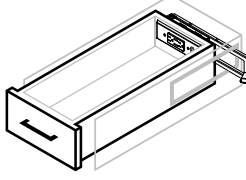

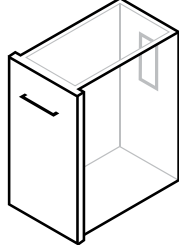

CONFIGURATIONS for **any** need



Docking Drawer in-drawer outlets are perfect for any drawer. From kitchen charging stations to vanity styling drawers and everything in between, every space will benefit from the convenience of our hidden electrical solutions. And with 3 beautiful finishes to choose from, they're sure to fit any style.


**any drawer
every room**

Start Your Project by Selecting the Drawer Type


If your drawer type is the following...	 Minimum Drawer Box Width (OD)	 Minimum Interior Drawer Box Height	 Minimum Space Behind Drawer Box	 Maximum Base Cabinet Depth	then, specify this:
 <p>Shallow Drawer <i>Most often found in kitchens, closets, offices, side tables, entryway tables, and retail projects.</i></p>	15" or more	3" or more	2" or more	24" or less	 Blade Duo 1514-232  Blade 1514-110
 <p>Tall Drawer <i>Most often found in bathroom vanities and with above-glide mounting.</i></p>	13" or more	4" or more	2" or more	24" or less	 Blade Duo 1514-266  Blade 1514-160
 <p>Narrow Drawer <i>Most often found in bathroom vanities and with over-glide mounting. Requires a channel to be cut in the cabinet sidewall.</i></p>	9" or more	4" or more	2" or more	24" or less	 Blade 1514-160
 <p>Vertical Drawer <i>Most often found in bathroom vanities and kitchen pull-outs.</i></p>	8" or more	13" or more	2" or more	24" or less	 Blade 1514-160

Meet Our Most Popular Outlets


BEST SELLER




Blade Duo 1514-232W
2 AC, 2 USB-C (PD) & 4 USB-A
15 amp
Most popular for shallow drawers in kitchens, bedrooms, closets, living rooms, and entryways.



Blade Duo 1514-266W
4 AC
15 amp
Most popular for tall drawers in bathrooms.

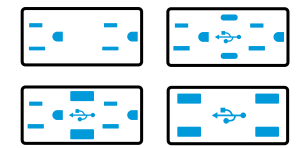


Blade 1514-110W
2 AC & 2 USB-A
15 amp
Most popular for shallow drawers in kitchens, bedrooms, closets, living rooms, and entryways.

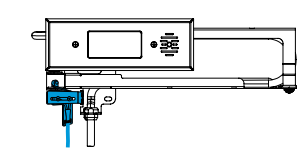


Blade 1514-160W
2 AC
15 amp
Most popular for tall, narrow and vertical drawers in bathrooms.

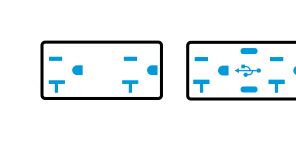
Don't See the Right Configuration? Explore Additional Options



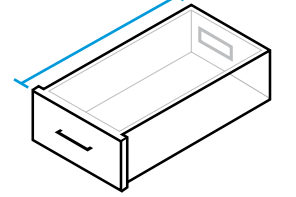
Create Your Own Configuration
Select from AC, USB-A and USB-C with Power Delivery (PD).



Interlock Box
Interlocking limit switch de-energizes the outlet when the drawer starts to close.



20 amp Solutions
Need 20 amp solutions? We have you covered.



Deep Cabinet Solutions
Perfect for kitchen islands and base cabinets between 24" and 30" deep.

GET TEAR SHEETS

Download PDF tear sheets at
dockingdrawer.com/tear-sheets

GET SPEC BOOK

Download the PDF spec book at
dockingdrawer.com/spec-books

GET CONNECTED

✉ sales@dockingdrawer.com

🌐 www.dockingdrawer.com

📷 @DockingDrawer

📞 (925) 233-5598

🏠 12893 Alcosta Blvd, Suite M
San Ramon, CA 94583

Docking Drawer®

[CLICK TO ORDER A PRINTED
COPY OF THIS CATALOG](#) >

