

# 2 Door Undercounter Cooler



**BUR-48**

## Features

**Stainless Steel Interior and Exterior**  
High quality 430 stainless steel exterior and interior provide both durability and beauty to the unit.

**Recessed Handle**  
Recessed along the entire door handle which provides strength and durability to the door to prevent damage/breakage during excessive opening.

**2 Adjustable Interior Shelf**  
The interior shelf sits on adjustable mounting brackets to allow for height adjustments to accommodate different sized products.

**4 Casters**  
They include 2 front locking casters and come pre-installed for easy set up. Also allows for easy moving during cleaning or maintenance.

**Self Closing Door(s)**  
Self closing door keeps energy costs down by not allowing as much cold air to escape the unit while opening. The door also has an auto stop feature that keeps door open when at 90 degrees to make for easier loading and unloading.

Models	Doors	#of Shelves	Compressor (HP)	Voltage (V/Hz/Ph)	Gross Weight	Exterior Dims (ins)
BUR-48	2	2	1/3	115/60/1	232lbs	48.125" x 30" x 37.125"



# Technical Data Plan View

## Dimensions

Exterior Dimensions (Inches)	48.125" x 30" x 37.125"
Interior Dimensions (Inches)	45" x 24" x 24"
Packaging Dimensions (Inches)	51" x 33.5" x 37.7"
Capacity (cu. ft.)	12 cu. ft.
Gross Weight (lbs)	232 lbs

## Construction

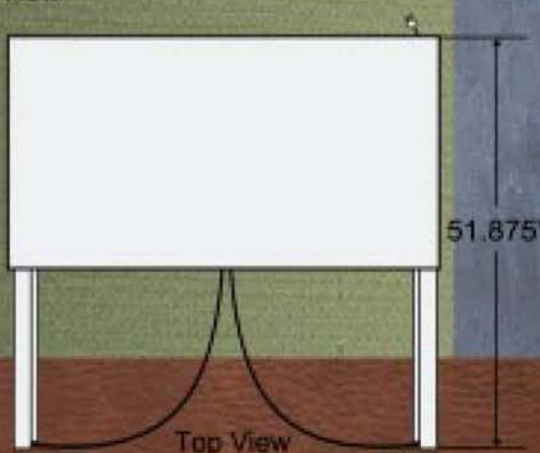
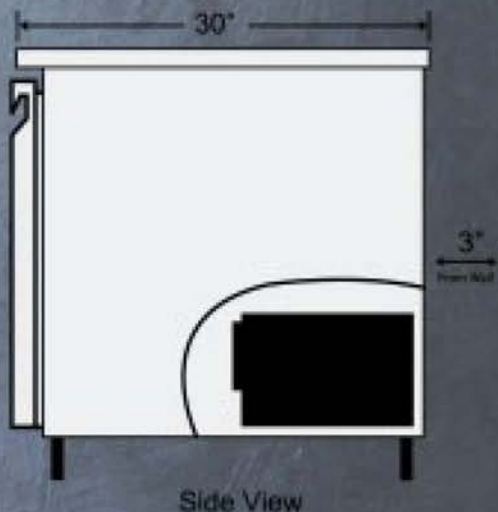

Exterior Material	430 series stainless steel
Interior Material	430 series stainless steel
Insulation Material	Polyurethane
Insulation Thickness (mm)	45
# of Doors	2
# of Shelves	2
Shelf Material	Plastic coated steel
Shelf Load Capacity (lbs/pc)	155 lbs

## Cooling

Temperature Range	33° - 40° F
Refrigerant	R290
Refrigerant Amount (oz)	11.6
Maximum Ambient Temperature Rating	90° F
Defrost Method	Air Defrost
Defrost Power (W)	0
Cooling Method	Ventilated
Temperature Controller	Thermostat
Compressor H/P	1/3

## Electrical

Voltage (v/Hz)	115/60
Power (W)	390
Power Consumption (kw/24hr)	1.7
Phase	1



NEMA 5-15

