

# Molteni & C

## JAN — VINCENT VAN DUYSSEN 2016

1—  
2



The structural elements of Jan, made of metal, with pewter or copper finishes, bring lightness and sobriety to the volumes, while the eucalyptus, oak or walnut woods, the stones and the glass, used for the surfaces, elegantly re-design their proportions.

**DATASHEET**

REGISTERED  
DESIGN

IX.2018

**moltenigroup.com**

Dimensions in centimeters and inches. The right to discontinue and make changes is reserved. This information is based on the latest product information available at the time of printing.

**FINISHES**

**BASE FINISHES**

pewter colour  
copper

**MARBLE TOP FINISHES**

white Carrara  
emperador dark  
black marquina  
Sahara noir  
calacatta gold

**WOODEN TOP FINISHES**

eucalyptus  
grey oak  
graphite oak  
walnut

**CRYSTAL TOP FINISH**

bronze mirror

**TECHNICAL INFORMATION**

**SMALL TABLES STRUCTURE (PAINTED)**

Steel with non-slip plastic feet.

**WOODEN TOP**

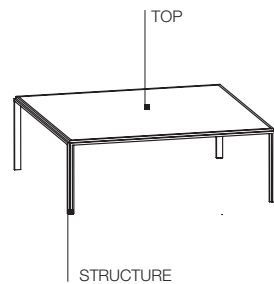
Wooden particleboard faced with Eucalyptus (Eucalyptus globulus), Oak (Quercus) or Walnut (Juglans nigra) veneer painted in colours from the "Molteni Range".

**MARBLE TOP**

Marble in Range finishes with anti-stain, water-repellent treatments.

**CRYSTAL TOP**

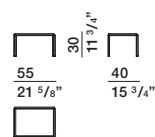
Bronze mirror th. 4 mm fixed on wooden particleboard panel support with melamine facing.



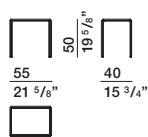
**DIMENSIONS**

**small tables**

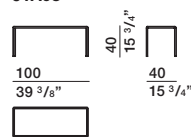
**JTA01**



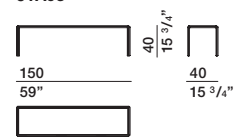
**JTA02**



**JTA08**

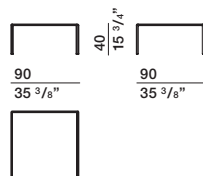


**JTA03**

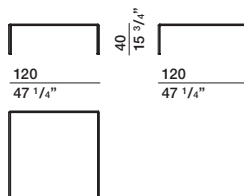


**small tables**

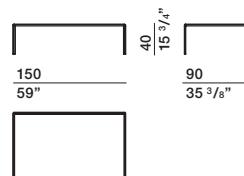
**JTA04**



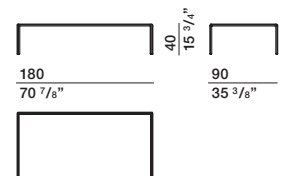
**JTA05**



**JTA06**




**JTA07**



**console**

**JTA09**



**DATASHEET**

REGISTERED  
DESIGN

IX.2018

## FINISHES MOLTENI&C RANGE

IX.2018

	MATT LACQUER	GLOSSY LACQUER	COLOURED GLASS	ETCHED COLOURED GLASS	CARTAPAGLIA LACQUERED <i>only Gliss Master</i>	STOPSOL GLASS TRANSPARENT STOPSOL GLASS
CHALK WHITE	•	•	•	•	•	
PEARL	•	•	•	•	•	
SILICA	•	•	•	•	•	
SAND	•	•	•	•	•	
DOVE GREY	•	•	•	•	•	
PLATINUM	•	•	•	•	•	
DUNE	•	•	•	•	•	
CLAY	•	•	•	•	•	
DOLOMITE GREY	•	•	•	•	•	
COPPER	•	•	•	•	•	
RUST	•	•	•	•	•	
RUBY	•	•	•	•	•	
CARAMEL	•	•	•	•	•	
MOKA	•	•	•	•	•	
MUSTARD	•	•	•	•	•	
LIGHT BLUE GREY	•	•	•	•	•	
PEWTER COLOUR	•	•	•	•	•	
ANTHRACITE	•	•	•	•	•	
BLACK	•	•	•	•	•	
STOPSOL						•
LESSLESS RED	•					
		only matt lacquer				


# Molteni & C

## FINISHES MOLTENI&C RANGE

IX.2018

### WOODS

EUCALYPTUS




AMERICAN WALNUT



GRAPHITE OAK



GREY OAK



BLACK OAK



WALNUT




CEDAR



ASH WOOD IN NATURAL COLOUR




ASH WOOD STAINED BLACK

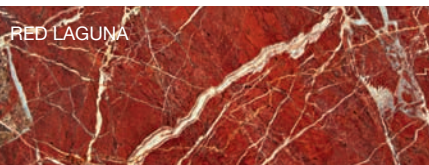


### MARBLES


WHITE CARRARA




RED LAGUNA




EMPERADOR DARK



BLACK MARQUINA



ORIENT GREY



SAHARA NOIR




CALACATTA GOLD




### METAL PARTS


BLACK CHROME




SHINY ALUMINIUM



PEWTER COLOUR



COPPER



BRONZE



DWELL  
DOOR FRAME, TRACK COVERING PROFILES

ANODISED ALUMINIUM



BROWN ALUMINIUM



The finishes shown are indicative and refer to the entire production range. We recommend that you consult the "Colour Range" samples which shown the complete range of finishes, including those not shown here. Molteni&C reserves the right to modify the range without warning.

# Molteni & C

## FINISHES MOLTENI&C RANGE

IX.2018

MELAMINE FRONT  
GLISS MASTER

CARTAPAGLIA WHITE



CARTAPAGLIA ANTHRACITE



CARTAPAGLIA SILICA




GRAFFIATO SILICA




GRAFFIATO BRONZE



SILK DOVE GREY



SILK SILICA




SILK CHALK WHITE



MELAMINE STRUCTURE  
GLISS MASTER

WHITE SHANTUNG




GREY SHANTUNG



MELAMINE STRUCTURE  
GLISS MASTER, MASTER DRESSING,  
GLISS WALK-IN

SILVER CEMBRAN



LARIX DARK



MELAMINE STRUCTURE  
GLISS MASTER, MASTER DRESSING

WHITE



ECO SKIN

IVORY




HEMP



MINK



DARK BROWN



GREY



FINE GRAIN

FINE GRAIN

