

## IBM TS4300 Tape Library

### Product Guide

IBM TS4300 Tape Library (Machine Type 6741) combines IBM enterprise tape automation and reliability with open system affordability. It is a high-density, highly scalable, easy-to-manage solution designed to keep data securely stored long-term, while helping reduce the costs associated with data center space and utilities.

The TS4300 utilizes modular design to meet growing long-term storage requirements. Starting with a single 3U base module, customers can scale the tape library by adding up to six 3U expansion modules for the overall capacity of up to 280 LTO cartridges. Each 3U base or expansion module can house up to 40 cartridges in two removable magazines.

Each 3U module can accommodate up to three half-height tape drives or a combination of one half-height tape drive and one full-height tape drive. The choice of the tape drives includes IBM LTO Ultrium 9, 8, 7, or 6 Tape Drives with SAS or Fibre Channel host connectivity interfaces.



Figure 1. IBM TS4300 Tape Library: Base module (bottom) with one expansion module (top)

### Did you know?

Featuring the latest LTO Ultrium 9 technology, the TS4300 Tape Library provides up to 5.04 PB of native backup storage.

Lenovo can be your trusted partner that offers "one stop shop" and single point of contact for delivery of leading edge technologies and innovations from Lenovo and other leading IT vendors. These offerings can satisfy the wide range of your end-to-end IT infrastructure needs, including end-user devices, servers, storage, networking, services, management software, and financing.

## Key features

The TS4300 tape library offers the following features:

- Scalable tape library that is designed for high capacity, high performance, and high reliability.
- Adherence to LTO specifications.
- Support for half-high (HH) or full-high (FH) LTO Ultrium 9, 8, 7, or 6 tape drives
- Support for up to three half-high tape drives or a combination of one full-high tape drive and one half-high tape drive in each 3U module. The maximum number of drives in the tape library ranges from up to 7 full-high and up to 7 half-high to up to 21 half-high tape drives.
- Native data transfer rate of up to 400 MB/s (Ultrium 9 FH), 300 MB/s (Ultrium 9 HH), 360 MB/s (Ultrium 8 FH), 300 MB/s (Ultrium 8 HH or Ultrium 7), or up to 160 MB/s (Ultrium 6) per tape drive.
- Native cartridge capacity of up to 18 TB (Ultrium 9), 12 TB (Ultrium 8), 9 TB (Ultrium 7 initialized LTO 8 Type M), 6 TB (Ultrium 7).
- 12Gb SAS, 6 Gb SAS or 8 Gb Fibre Channel attachments for connection to Lenovo servers that run Microsoft Windows or Linux server operating systems.
- Support for LTO 9 media specification tape cartridge compressed capacity of up to 45 TB, 30 TB compressed capacity for LTO8, and 15 TB compressed capacity for LTO7 with 2.5 to 1 compression per cartridge
- Data security and regulatory compliance through support for LME and WORM media on LTO 9, 8, and 7 tape drives
- Two removable magazines in each 3U module that can house up to 20 data cartridges each for a total of up to 280 cartridges in the tape library to enable quick population of the tape library and ease the storage needs for media.
- Flexibility in configuring a 5-slot I/O Station for each module, or one I/O Station can be accessed by several modules to help support continuous library operations, while importing and exporting media with little or no disruption to library operation.
- A standard high-speed bar code reader with which you can operate the TS4300 in random access mode. Sequential mode is not currently supported.
- Mixed media support, including IBM LTO Ultrium 9, 8, 7 .
- Remote management capabilities to allow for remote administration of the TS4300 through a web interface.
- Multi-path feature to allow sharing of the library robotics across heterogeneous applications independently of each other. The library can be partitioned into up to 21 logical libraries (each partition must have at least one drive). It also can provide each logical library its own separate and distinct drives, storage slots, and control paths.
- Optional Path Failover that enables the host device driver to transparently switch to an alternative path if there is a communication path failure to the application.
- Extra power supplies for redundant operations.
- Support from an extensive ecosystem of backup software vendors.

The features in the IBM LTO 9 tape drive:

- Servo and track layout technology: There are 6,656 data tracks in LTO 9 versus 3,584 data tracks in LTO 8. The high-bandwidth servo system features a low-mass servo to help more effectively track servo bands and improve data throughput with damaged media in less-than-optimal shock and vibration environments.
- Surface Control Guiding Mechanism: Designed to guide the tape along the tape path in the LTO 9, 8, 7, and 6 tape drive. This method is designed to use the surface of the tape, rather than the edges, to control tape motion to reduce tape damage (especially to the edges of the tape) and tape debris, which comes from the damaged edges and accumulation in the head area.

- Robust drive components optimized for automation environments: With the most robust components available, steel ball bearings in loader, robust leader block design, and single circuit card, the drives offer enhanced reliability and prolonged life.
- Separate writing of multiple filemarks: This is designed to cause any write command of two or more filemarks to cause a separate data set to be written containing all filemarks after the first.
- LTO Data Compression (LTO-DC): The LTO 9 uses LTO-DC, which is an implementation of a Lempel-Ziv class 1 (LZ-1) data compression algorithm. LTO-DC is an extension of Adaptive Lossless Data Compression (ALDC) and an improvement over previous IBM lossless compression algorithms. Patented "Scheme-Swapping" compression from IBM is designed to look ahead at incoming data and determine the most efficient storage method (either ALDC or pass-through mode) to help optimize data compression and increase data throughput. The compressed ratio is up to 2.5 to 1 for LTO 9.
- LTO Cartridge Memory (LTO-CM): Contained within the LTO data cartridge is the LTO-CM, which is a passive, contactless silicon storage device that is physically a part of the cartridge. The LTO-CM is designed to hold information about that specific cartridge, the media in the cartridge, and the data on the media. The storage capacity of the Generation 9 LTO-CM is 16,320 bytes. Communication between the drive and the LTO-CM is through a low-level RF field transmitted by the drive to the cartridge.
- Statistical Analysis and Reporting System (SARS): The LTO 9 tape drive uses SARS to help isolate failures between media and hardware. SARS uses the cartridge performance history saved in the Cartridge Memory module and the drive performance history kept in the drive flash to help determine the likely cause of failure. SARS is designed to cause the drive to request a cleaner tape, to mark the media as degraded, and to indicate that the hardware has degraded.
- Highly integrated electronics using IBM-engineered copper technology: This technology is designed to reduce the total number of components in the drive, help lower chip temperatures, and reduce power requirements, resulting in a more reliable drive. The ninth-generation drive electronics are designed to provide error correction of soft errors in the memory arrays in data and control paths.

## Base Module and Expansion

TS4300 base model has the following characteristics:

- Base module can be installed and operate on its own, providing capacity for 40 LTO cartridges.
- Cartridge capacity: configured to hold two removable magazines, one on the left side and one on the right side, holding 20 slots each for a total of 40 data cartridges. This enables quick population of the tape library, as well as ease of storage for media
- I/O station: The full group of five slots will be configurable as either import/export elements or as storage elements. This enables continuous library operation during import or export of data cartridges.
- Media options: Uses LTO Ultrium® 9 Data Cartridge (5-pack)
- Robotics: The base library will include scaling robotics with a barcode reader for identifying, locating, and moving LTO cartridges between storage locations and drives.
- Power supplies: Power supplies are rated 80 PLUS Silver. Each module can run with a single power supply for nonredundant operation. Power supplies will be hot swappable when two are installed in a single module.

TS4300 expansion module has the following characteristics:

The capacity of a base library can be increased by adding one or more expansion modules. Each expansion will add 40 slots of LTO cartridge capacity and can include an additional three half-height LTO drives or an additional one full-height drive plus one half-height LTO drive.

- Cartridge capacity: expansion modules are configured to hold two removable magazines, one on the left side and one on the right side, holding 20 slots each for a total of 40 data cartridges. You may order additional magazines as optional features to ease import/export tape cartridges on a regular

basis.

- I/O station: The full group of five slots will be configurable as either import/export elements or as storage elements. This enables continuous library operation during import or export of data cartridges.
- Media options: Uses LTO Ultrium® 9 Data Cartridge (5-pack)
- Power supplies: Each module can run with a single power supply for nonredundant operation. An optional power supply will provide redundant operation. Power supplies will be hot swappable when two are installed in a single module.

## Components and connectors

The following figure shows the front view of the TS4300 Tape Library base module

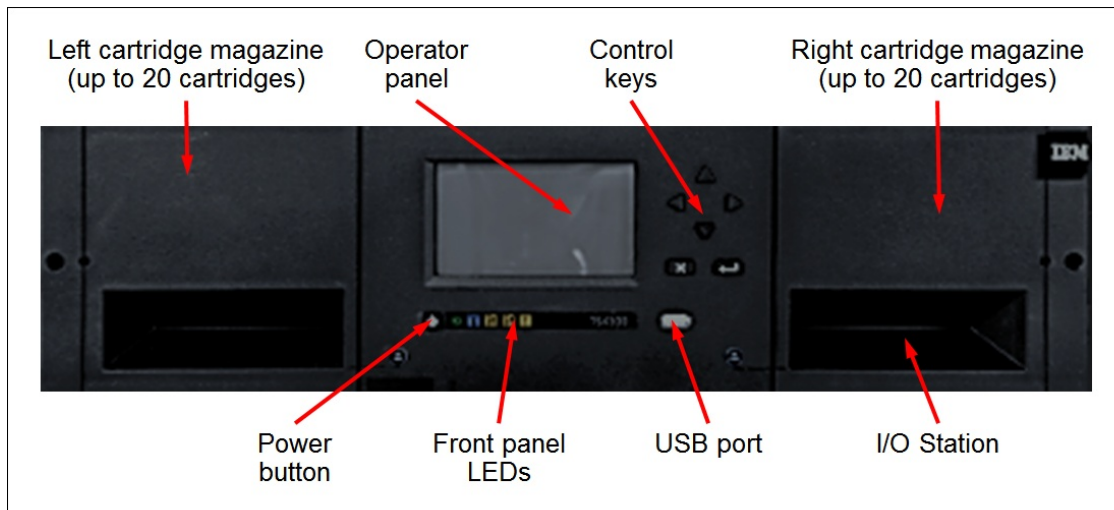


Figure 2. Front view of the TS4300 Tape Library base module

The following figure shows the front view of the TS4300 Tape Library expansion module



Figure 3. Front view of the TS4300 Tape Library expansion module

The following figure shows the rear view of the TS4300 Tape Library base module

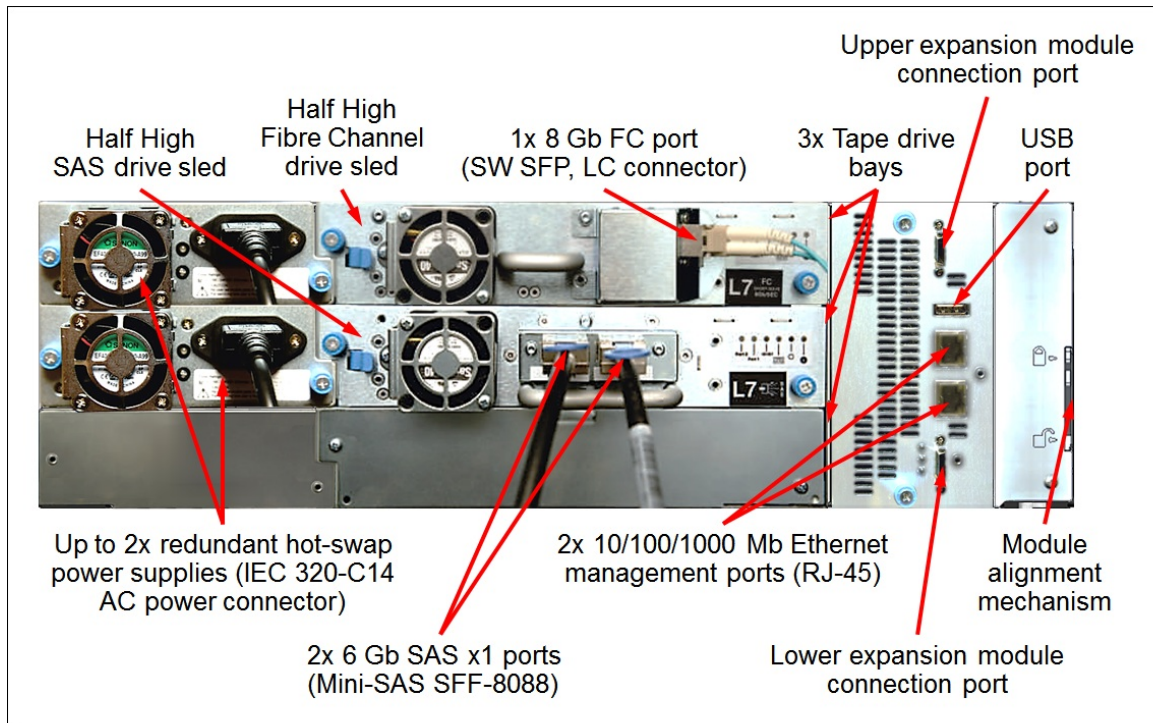


Figure 4. Rear view of the TS4300 Tape Library base module

The following figure shows the rear view of the TS4300 Tape Library expansion module.




Figure 5. Rear view of the TS4300 Tape Library expansion module

## System specifications

The following table lists the TS4300 Tape Library system specifications.

Table 1. System specifications

Attribute	Specification
Form factor	<ul style="list-style-type: none"> <li>• Base module: 3U rack-mount or stand-alone</li> <li>• Expansion module: 3U rack-mount; up to 6 expansion modules</li> <li>• 7-module library: 21U rack-mount</li> </ul>
Drive technology	LTO Ultrium 9, 8, 7, and 6 Full-High (FH) and Half-High (HH) tape drives
Drive interface	Ultrium LTO9 12 Gbps SAS Half and Full High drives Ultrium LTO8 6 Gbps SAS Half-High drive Ultrium LTO7 6 Gbps SAS Half-High drive Ultrium LTO9 8 Gbps Fibre Channel Half and Full High drives Ultrium LTO8 8 Gbps Fibre Channel Half and Full High drives Ultrium LTO7 8 Gbps Fibre Channel Half and Full High drives
Maximum number of drives	<ul style="list-style-type: none"> <li>• Per module: Up to 1x full-high and 1x half-high tape drives, or up to 3x half-high tape drives</li> <li>• Per 7-module library: From up to 7x full-high and 7x half-high tape drives to up to 21x half-high tape drives</li> </ul>
Number of cartridge slots	<ul style="list-style-type: none"> <li>• Per module: 40</li> <li>• Per 7-module library: 280</li> </ul>
Configurable I/O station slots	<ul style="list-style-type: none"> <li>• Per module: 5</li> <li>• Per 7-module library: 35</li> </ul>
Native cartridge capacity	<ul style="list-style-type: none"> <li>• LTO 9 (L9): 18 TB</li> <li>• LTO 8 (L8): 12 TB</li> <li>• LTO 7 initialized LTO 8 Type M (M8): 9 TB</li> <li>• LTO 7 (L7): 6 TB</li> </ul>

Attribute	Specification
Native backup storage capacity	Per module: <ul style="list-style-type: none"> <li>● LTO 9 (L9): Up to 720 TB</li> <li>● LTO 8 (L8): Up to 480 TB</li> <li>● LTO 7 (M8): Up to 360 TB</li> <li>● LTO 7 (L7): Up to 240 TB</li> </ul> Per 7-module library: <ul style="list-style-type: none"> <li>● LTO 9 (L9) Up to 5.00 PB</li> <li>● LTO 8 (L8): Up to 3.36 PB.</li> <li>● LTO 7 (M8): Up to 2.52 PB.</li> <li>● LTO 7 (L7): Up to 1.68 PB.</li> </ul>
Native data transfer rate	Per drive: <ul style="list-style-type: none"> <li>● LTO 9 FH: Up to 400 MB/s</li> <li>● LTO 8 FH: Up to 360 MB/s</li> <li>● LTO 8 HH, LTO7: Up to 300 MB/s</li> </ul>
Software features	Library partitioning, Path Failover (optional), Library Managed Encryption (optional)
Security features	Secure Socket Layer (SSL), user level security, LDAP, LTO encryption (optional)
Management interfaces (Base module)	<ul style="list-style-type: none"> <li>● Operator panel</li> <li>● 2x 10/100/1000 Mb Ethernet ports (UTP, RJ-45) for remote management: Web-based GUI; SNMP and email notifications</li> <li>● 2x USB ports (service technician use only)</li> </ul>
Cooling	Fixed fans on the tape drives and power supplies
Power supplies	Up to two redundant hot-swap 230 W AC 80 PLUS Silver power supplies (IEC 320-C14 power connector): <ul style="list-style-type: none"> <li>● Base module: The first power supply is included; the second power supply is optional.</li> <li>● Expansion module: The first power supply is optional; the second power supply is optional. The first power supply is required if the expansion module contains a tape drive.</li> </ul>
Hot-swap parts	SAS and Fibre Channel drive sleds, power supplies.
Dimensions	Base or expansion module: <ul style="list-style-type: none"> <li>● Width: 446 mm (17.6 in.)</li> <li>● Depth: 873 mm (34.4 in.)</li> <li>● Height: 133 mm (5.2 in.)</li> </ul>
Weight	<ul style="list-style-type: none"> <li>● Base module: 21 kg (46.3 lb)</li> <li>● Expansion module: 13 kg (28.7 lb)</li> </ul>
Warranty	3 year customer-replaceable unit (CRU) limited warranty with 9x5 next business day parts delivered
Service and support	Optional warranty service upgrades are available through Lenovo Services: onsite coverage, 24x7 coverage, 2-hour or 4-hour response time, 6-hour or 24-hour committed service repair (select countries), 1-year or 2-year warranty extensions
Host operating systems*	Microsoft Windows Server, Red Hat Enterprise Linux (RHEL), SUSE Linux Enterprise Server (SLES)



## Models

The following table lists the ordering information for the TS4300 Tape Library models.

Table 2. TS4300 models

Description	Part number	Machine Type-Model	Feature code
IBM TS4300 3U Tape Library-Base Unit	6741A1F	6741L1U	B16H
IBM TS4300 3U Tape Library-Expansion Unit	6741A3F	6741L3U	B16J

The TS4300 Tape Library models include the following items:

- One TS4300 module with the following components:
  - Power supply (base module only)
  - Bar code reader (base module only)
  - Expansion cable (expansion module only)
- Two removable 20-cartridge magazines
- Documentation package

### Notes:

- Tape drives are not included; at least one tape drive must be ordered with the TS4300 unit (See [Tape drives](#) for details).
- A cleaning cartridge is not included. See [Tape media](#) for ordering information.
- A power cable is not included. A rack power cable or a line cord must be ordered with the TS4300 unit (See [Power supplies and cables](#) for details).
- Rack mount kit is not included; it should be ordered with the TS4300 unit, if required (see the following table for details). Rack mount kit is required for each module if the configuration contains more than one module.

The following table lists the rack mount kit for the TS4300 units.

Table 3. Rack mount kit

Description	Part number	Feature code	Maximum quantity per module
Rack Mount Kit	01KP930	B16N	1

The following figure shows the connectivity topology.



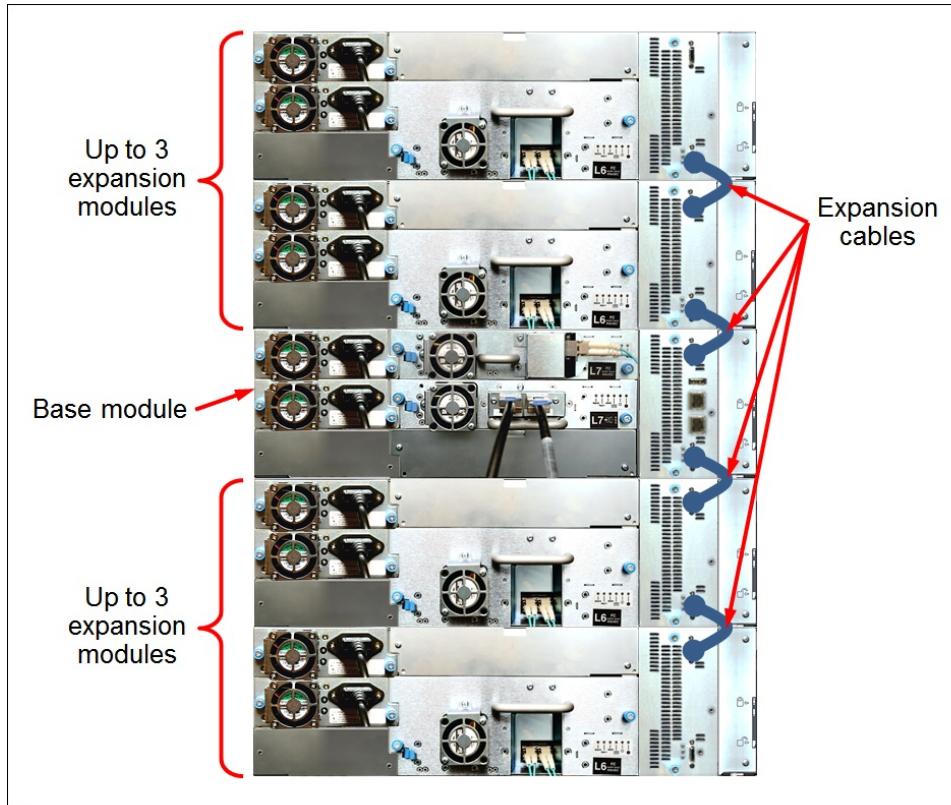


Figure 6. TS4300 tape library connectivity topology

## Tape drives

Each TS4300 module (base or expansion) can accommodate up to three LTO Ultrium half-height tape drives or a combination of one LTO Ultrium half-height tape drive and one LTO Ultrium full-height tape drive.

The following table lists the supported tape drives for the TS4300.

Table 4. Tape drive options

Description	Part number	Feature code	Maximum quantity per module
<b>Full Height 8 Gb Fibre Channel</b>			
LTO 9 FH Fibre Channel Drive	02JH837	BLW0	1
LTO 8 FH Fibre Channel Drive	01KP954	B1ET	1
LTO 7 FH Fibre Channel Drive	01KP938	B16Y	1
<b>Half Height 8 Gb Fibre Channel</b>			
LTO 9 HH Fibre Channel Drive	02JH835	BLVZ	3
LTO 8 HH Fibre Channel Drive	01KP952	B1ER	3
LTO 7 HH Fibre Channel Drive	01KP936	B16W	3
<b>Full Height 12 Gb SAS</b>			
LTO 9 FH SAS Drive	02JH838	BLW6	3
<b>Half Height 12 Gb SAS</b>			
LTO 9 HH SAS Drive	02JH836	BLW7	3

Description	Part number	Feature code	Maximum quantity per module
Half High 6 Gb SAS			
LTO 8 HH SAS Drive	01KP953	B1ES	3
LTO 7 HH SAS Drive	01KP937	B16X	3
Tape drive support (Wrap tool)			
Fibre Tape Drive Support (Wrap Tool)	01KP939	B16R	7
SAS Tape Drive Support (Wrap Tool)	01KP940	B16S	7

**Configuration note:** Tape drive support options provide wrap tools (loopback connectors) to isolate drive sled issues. The Fibre Tape Drive Support is required when at least one Fibre Channel tape drive is installed in the tape library, and the SAS Tape Drive Support is required when at least one SAS tape drive is installed in the tape library.

A SAS cable or Fibre Channel cable is required to attach a tape drive in the TS4300 Tape Library to a host.

The following table lists supported cable options for LTO9 connectivity.

Table 5. SAS cables for LTO9

Description	Part number	Feature code	Maximum quantity
SAS connectivity cables: Mini-SAS HD (HBA SFF-8644 host) to Mini-SAS HD (HBA SFF-8644 tape drive)			
3 m Mini-SAS HD/Mini-SAS HD 1x Cable (from HBA with SFF-8644 to tape drive (LTO-9) with SFF-8644)	02JH830	BLW3	1
1.5 m Mini-SAS HD/Mini-SAS HD 1x Cable (from HBA with SFF-8644 to tape drive (LTO-9) with SFF-8644)	02JH831	BLW4	1
3 m Mini-SAS HD/Mini-SAS HD (Y) 2X Cable	02JH832	BLW5	1

The following table lists supported cable options for LTO8 and LTO7 connectivity.

Table 6. Cable options for LTO 8 & LTO 7

Description	Part number	Feature code	Maximum quantity per drive
SAS connectivity cables - Mini-SAS (SFF-8088 host) to Mini-SAS (SFF-8088 tape)			
Mini-SAS/Mini-SAS 4x Interposer (from HBA with SFF-8088 to max 4 cables with SFF-8088)	00NA077	AS0Y	1*
2 m Mini-SAS/Mini-SAS 1x Cable (host SFF-8088 to target SFF-8088)	00NA009	AS0Z	2
SAS connectivity cables - Mini-SAS HD (SFF-8644 host) to Mini-SAS (SFF-8088 tape)			
HD-SAS Cable to Mini-SAS (4 m)	00NV419	AS10	2
Y SAS HD to Mini-SAS Cable (3 m)	00NV420	AS12	2**
Fibre Channel connectivity cable8s			
10 m LC-LC Fibre Cable	01KP929	B16M	2

\* The interposer is used on the host side to connect up to four SAS tape drives to a single Mini-SAS x4 port on a SAS HBA with up to four 2 m Mini-SAS to Mini-SAS cables (part number 00NA009).

\*\* The Y SAS HD cable is used to connect up to two SAS tape drives to a single Mini-SAS HD x4 port on a SAS HBA.

## Tape media

The TS4300 3U module supports up to 40 data cartridges and comes standard with two removable tape magazines with 20 cartridge slots each. More removable tape magazines can be ordered for the TS4300, if needed.

**Note:** The first release of the TS4300 tape library supported up to 32 cartridge slots, including up to four I/O station slots, in the single-module configurations and in the lowest module in the multi-module configurations. The second release of the TS4300 tape library supports up to 40 cartridge slots, including up to five I/O station slots, in the single-module configurations and in the lowest module in the multi-module configurations. Please contact a Lenovo service representative in your area for additional details.

The following table lists tape media options and extra magazines that can be ordered for the TS4300.

Table 7. Tape media and extra magazines

Description	Part number	Feature code	Supported tape drive types
Cleaning cartridge			
Ultrium Cleaning Cartridge (universal)	00NA017	AS1E	All drives
Data cartridges			
Ultrium 9 Data Cartridges 5-Pack	02JH833	BLW1	LTO 9
Ultrium 9 Data Cartridge (single)	02JH834	BLW2	LTO 9
Ultrium 8 Data Cartridges 5-Pack	01KP955	B1EW	LTO 9, LTO 8
LTO M8 Uninitialized Data Cartridges 5-Pack	02JH005	B5XL	LTO 8
Ultrium 7 Data Cartridges 5-Pack	00WF771	ATNZ	LTO 8, LTO 7
Optional magazines			
Right Side Magazine	01KP931	B16P	All drives
Left Side Magazine	01KP932	B16Q	All drives

LTO Ultrium tape drives support the following backward compatibility for previous generations of tape media:

- LTO 9 Tape Drives can read and write LTO 9 and LTO 8 data cartridges.
- LTO 8 tape drives can read and write LTO 8, LTO 7, and LTO 7 initialized LTO 8 Type M data cartridges.
- LTO 7 tape drives can read and write LTO 7 and LTO 6 data cartridges, and can read LTO 5 data cartridges.

### Configuration notes:

- A 5-Pack of the Ultrium 6, 7, 8 or 9 Data Cartridges includes five unattached barcode labels.
- An LTO 7 initialized LTO 8 Type M data cartridge is a new (unused) LTO 7 data cartridge labelled and initialized to support 9 TB native storage capacity in the LTO 8 tape drive. Once initialized, an LTO 8 Type M cartridge cannot be used in the LTO 7 tape drives, and it cannot be changed back to a 6 TB LTO 7 cartridge.
- LTO M8 Uninitialized Data Cartridges 5-Pack (02JH005) includes five uninitialized LTO 7 data cartridges and five M8 barcode labels. These cartridges will be automatically initialized by the tape library firmware while under the control of ISV applications that recognize the M8 barcode label.

## Software

The functionality of the TS4300 can be expanded with the following optional software features:

- Path Failover
- Library Managed Encryption

The TS4300 offers an optional path failover feature that enables the host device driver to resend the command to an alternative control path for the same logical library to ensure smooth library operations if there is a communication error. With control path failover, the alternative control path can include another HBA, SAN, or library control path drive. The device driver starts error recovery and continues the operation on the alternative control path without interrupting the application.

Ultrium 9, 8, and 7 tape drives are encryption-capable, and they support the following modes of encryption management:

- Library Managed: Available for Linux and Windows; requires the IBM Security Key Lifecycle Manager (SKLM).
- Application Managed: Available with third-party software such as IBM Spectrum Protect.

Library Managed Encryption requires an optional encryption license. Application Managed Encryption does not require a license.

The following table lists ordering information for optional software features for the TS4300.

Table 8. Optional software features for TS4300

Description	Part number	Feature code	Maximum quantity per library
6741 Path Failover	01KP984	B21P	1
6741 LTO Library Managed Encryption	01KP985	B21Q	1

## Power supplies and cables

The TS4300 modules support up to two redundant hot-swap 230 W AC power supplies. The base module comes with one power supply, and the second power supply can be ordered for redundancy. The expansion module comes without power supplies, and the first power supply is required when at least one tape drive is installed in the expansion module.

The following table lists the power supply options for the TS4300.

Table 9. Power supply options for TS4300

Description	Part number	Feature code	Maximum quantity per module
First Power Supply	01KP928	B16L	1
Additional Power Supply	01KP927	B16K	1

The TS4300 modules and the power supply options ship without power cables. The power cables for the TS4300 are listed in the following table.

Table 10. Power cables

Description	Part number	Feature code	Maximum quantity per module
<b>Line cords</b>			
2.8m, 10A/120V, C13 to NEMA 5-15P (US) Line Cord	00NA027	AS29	2
2.8m, 10A/230V, C13 to CEE7-VII (Europe) Line Cord	00NA029	AS2A	2
2.8m, 10A/230V, C13 to DK2-5a (Denmark) Line Cord	00NA031	AS2B	2
2.8m, 10A/230V, C13 to BS 1363/A (UK) Line Cord	00NA033	AS2C	2
2.8m, 10A/230V, C13 to SI 32 (Israel) Line Cord	00NA035	AS2D	2
2.8m, 10A/230V, C13 to SEV 1011-S24507 (Sws) Line Cord	00NA037	AS2E	2
2.8m, 10A/230V, C13 to SABS 164 (South Africa) Line Cord	00NA039	AS2F	2
2.8m, 10A/230V, C13 to CEI 23-16 (Italy) Line Cord	00NA041	AS2G	2
2.8m, 10A/230V, C13 to AS/NZS 3112 (Aus/NZ) Line Cord	00NA043	AS2H	2
2.8m, 10A/208V, C13 to NEMA 6-15P (US) Line Cord	00NA045	AS2J	2
2.8m, 10A/220V, C13 to IRAM 2073 (Argentina) Line Cord	00NA047	AS2K	2
2.8m, 10A/220V, C13 to CNS 10917-3 (Taiwan) Line Cord	00NA049	AS2L	2
2.8m, 10A/220V, C13 to GB 2099.1 (China) Line Cord	00NA051	AS2M	2
2.8m, 10A/110V, C13 to CNS 10917-3 (Taiwan) Line Cord	00NA053	AS2N	2
2.8m, 12A/100V, C13 to JIS C-8303 (Japan) Line Cord	00NA055	AS2P	2
2.8m, 12A/220V, C13 to KSC 8305 (S. Korea) Line Cord	00NA057	AS2Q	2
2.8m, 10A/240V, C13 to IS 6538 (India) Line Cord	00NA059	AS2R	2
2.8m, 10A/220V, C13 to NBR 6147 (Brazil) Line Cord	00NA061	AS2T	2
<b>Rack power cord</b>			
4.3m, 10A/100-250V, C13 to IEC 320-C14 Rack Power Cable	00NA063	AS2U	2

## Physical specifications

The 3U module of the TS4300 Tape Library has the following dimensions and weight (approximate):

- Width: 446 mm (17.6 in.)
- Depth: 873 mm (34.4 in.)
- Height: 133 mm (5.2 in.)
- Weight:
  - Base module: 21 kg (46.3 lb)
  - Expansion module: 13 kg (28.7 lb)

## Operating environment

The TS4300 Tape Library is supported in the following environment:

- Air temperature:
  - Operating: 15 °C - 32 °C (59 °F - 90 °F)
  - Non-operating: 5 °C - 45 °C (41 °F - 113 °F)
  - Maximum altitude: 3,050 m (10,000 ft)
- Humidity:
  - Operating: 20% - 80%
  - Non-operating: 8% - 80%
- Electrical power:
  - 100 V AC - 240 V AC (5.0 A to 3.5 A)
  - Frequency: 50 Hz / 60 Hz
  - Power consumption: 350 watts

## Warranty services and upgrades

The TS4300 Tape Library (machine type 6741) has a three-year Customer Replaceable Unit (CRU) warranty.

The standard warranty terms are customer-replaceable unit (CRU) and onsite (for field-replaceable units FRUs only) with standard call center support during normal business hours and 9x5 Next Business Day Parts Delivered.

Lenovo's additional support services provide a sophisticated, unified support structure for your data center, with an experience consistently ranked number one in customer satisfaction worldwide. Available offerings include:

- **Warranty Upgrade (Preconfigured Support)**

Services are available to meet the on-site response time targets that match the criticality of your systems.

- 3, 4, or 5 years of service coverage
- 1-year or 2-year post-warranty extensions
- **Foundation Service:** 9x5 service coverage with next business day onsite response
- **Essential Service:** 24x7 service coverage with 4-hour onsite response or 24-hour committed repair (available only in select markets)
- **Advanced Service:** 24x7 service coverage with 2-hour onsite response or 6-hour committed repair (available only in select markets)

- **Managed Services**

Lenovo Managed Services provides continuous 24x7 remote monitoring (plus 24x7 call center availability) and proactive management of your data center using state-of-the-art tools, systems, and practices by a team of highly skilled and experienced Lenovo services professionals.

Quarterly reviews check error logs, verify firmware & OS device driver levels, and software as needed. We'll also maintain records of latest patches, critical updates, and firmware levels, to ensure you systems are providing business value through optimized performance.

- **Technical Account Management (TAM)**

A Lenovo Technical Account Manager helps you optimize the operation of your data center based on a deep understanding of your business. You gain direct access to your Lenovo TAM, who serves as your single point of contact to expedite service requests, provide status updates, and furnish reports to track incidents over time. In addition, your TAM will help proactively make service recommendations and manage your service relationship with Lenovo to make certain your needs are met.

- **Enterprise Server Software Support**

Enterprise Software Support is an additional support service providing customers with software support on Microsoft, Red Hat, SUSE, and VMware applications and systems. Around the clock availability for critical problems plus unlimited calls and incidents helps customers address challenges fast, without incremental costs. Support staff can answer troubleshooting and diagnostic questions, address product comparability and interoperability issues, isolate causes of problems, report defects to software vendors, and more.

- **Health Check**

Having a trusted partner who can perform regular and detailed health checks is central to maintaining efficiency and ensuring that your systems and business are always running at their best. Health Check supports Lenovo-branded server, storage, and networking devices, as well as select Lenovo-supported products from other vendors that are sold by Lenovo or a Lenovo-Authorized Reseller.

Examples of region-specific warranty terms are second or longer business day parts delivery or parts-only base warranty.

If warranty terms and conditions include onsite labor for repair or replacement of parts, Lenovo will dispatch a service technician to the customer site to perform the replacement. Onsite labor under base warranty is limited to labor for replacement of parts that have been determined to be field-replaceable units (FRUs). Parts that are determined to be customer-replaceable units (CRUs) do not include onsite labor under base warranty.

If warranty terms include parts-only base warranty, Lenovo is responsible for delivering only replacement parts that are under base warranty (including FRUs) that will be sent to a requested location for self-service. Parts-only service does not include a service technician being dispatched onsite. Parts must be changed at customer's own cost and labor and defective parts must be returned following the instructions supplied with the spare parts.

Lenovo Service offerings are region-specific. Not all preconfigured support and upgrade options are available in every region. For information about Lenovo service upgrade offerings that are available in your region, refer to the following resources:

- Service part numbers in Lenovo Data Center Solution Configurator (DCSC):  
<http://dcsc.lenovo.com/#/services>
- Lenovo Services Availability Locator  
<http://lenovocator.com/>

For service definitions, region-specific details, and service limitations, please refer to the following documents:

- Lenovo Statement of Limited Warranty for Infrastructure Solutions Group (ISG) Servers and System Storage  
<http://pcsupport.lenovo.com/us/en/solutions/ht503310>
- Lenovo Data Center Services Agreement  
<http://support.lenovo.com/us/en/solutions/ht116628>



## Regulatory compliance

The TS4300 Tape Library conforms to the following regulations:

- FCC: Verified to comply with Part 15 of the FCC Rules, Class A
- Canada ICES-003/NMB-03, Class A
- CISPR 32, Class A
- EN 55032, Class A
- Japan VCCI Class A statement
- People's Republic of China Class A Electronic Emission statement
- Taiwan Class A compliance statement
- Korea KCC Class A statement
- Russia Electromagnetic Interference (EMI) Class A Statement

## Interoperability

Lenovo provides end-to-end storage compatibility testing to deliver interoperability throughout the network. The TS4300 Tape Library supports attachment to Lenovo servers by using SAS or Fibre Channel connectivity.

**Note:** End-to-end storage configuration support (including adapters, network switches, and operating systems) *must* be verified through the [System Storage Interoperation Center \(SSIC\)](#) for the TS4300

## Fibre Channel SAN switches

Lenovo offers the ThinkSystem DB Series of Fibre Channel SAN switches for high-performance storage expansion. See the DB Series product guides for models and configuration options:

- ThinkSystem DB Series SAN Switches:  
<https://lenovopress.com/storage/switches/rack#rt=product-guide>

## Operating systems

For the list of supported operating systems, refer to the IBM System Storage Interoperation Center (SSIC): <http://www.ibm.com/systems/support/storage/ssic>

**Note:** The LTO tape drives are supported when attached and run from the host operating system, however, in virtualization environments (for example, Hyper-V, KVM, Xen), the tape drives are not supported in the guest operating systems.

## ISV backup software compatibility

The Independent Software Vendors (ISVs) indicate support for the LTO Ultrium Tape Drives for the following ISV backup software:

- Acronis Backup Advanced
- Arcserve Backup
- ASG Time Navigator
- CommVault Simpana
- Dell/EMC NetWorker
- Echleaf Systems Virtual Drive
- Gemalto SafeNet
- HPE/Micro Focus Data Protector
- IBM High Performance Storage System
- IBM RMS
- IBM Security Key Lifecycle Manager
- IBM Spectrum Archive Drive Edition
- IBM Spectrum Archive Library Edition
- IBM Spectrum Archive Enterprise Edition
- IBM Spectrum Protect
- Microsoft System Center Data Protection Manager
- NetApp Data Storage
- Oracle DIVA
- Oracle OSB
- Oracle SAM-QFS-HSM
- Point Archival Gateway
- Quest NetVault
- Qstar
- Veritas Backup Exec
- Veritas NetBackup
- Veeam Backup and Retention
- Versity Storage Manager

For more information, see the ISV matrix for IBM LTO that is available at this website:  
<https://www.ibm.com/downloads/cas/ORLZ7EMG>

## Lenovo Financial Services

Lenovo Financial Services reinforces Lenovo's commitment to deliver pioneering products and services that are recognized for their quality, excellence, and trustworthiness. Lenovo Financial Services offers financing solutions and services that complement your technology solution anywhere in the world.

We are dedicated to delivering a positive finance experience for customers like you who want to maximize your purchase power by obtaining the technology you need today, protect against technology obsolescence, and preserve your capital for other uses.

We work with businesses, non-profit organizations, governments and educational institutions to finance their entire technology solution. We focus on making it easy to do business with us. Our highly experienced team of finance professionals operates in a work culture that emphasizes the importance of providing outstanding customer service. Our systems, processes and flexible policies support our goal of providing customers with a positive experience.

We finance your entire solution. Unlike others, we allow you to bundle everything you need from hardware and software to service contracts, installation costs, training fees, and sales tax. If you decide weeks or months later to add to your solution, we can consolidate everything into a single invoice.

Our Premier Client services provide large accounts with special handling services to ensure these complex transactions are serviced properly. As a premier client, you have a dedicated finance specialist who manages your account through its life, from first invoice through asset return or purchase. This specialist develops an in-depth understanding of your invoice and payment requirements. For you, this dedication provides a high-quality, easy, and positive financing experience.

For your region-specific offers, please ask your Lenovo sales representative or your technology provider about the use of Lenovo Financial Services. For more information, see the following Lenovo website:

<https://www.lenovo.com/us/en/landingpage/lenovo-financial-services/>

## Related publications and links

For more information, see the following resources:

- Storage Options for ThinkSystem Servers  
<https://lenovopress.com/lp0761-storage-options-for-thinksystem-servers>
- Lenovo Data Center Solution Configurator (DCSC)  
<http://dcsc.lenovo.com/>
- IBM System Storage Interoperation Center (SSIC)  
<http://ibm.com/systems/support/storage/ssic>
- IBM Redbooks publication, IBM Tape Library Guide for Open Systems  
<http://www.redbooks.ibm.com/abstracts/sg245946.html?Open>

## Related product families

Product families related to this document are the following:

- [Backup Units](#)
- [Tape Autoloaders and Libraries](#)

## Notices

Lenovo may not offer the products, services, or features discussed in this document in all countries. Consult your local Lenovo representative for information on the products and services currently available in your area. Any reference to a Lenovo product, program, or service is not intended to state or imply that only that Lenovo product, program, or service may be used. Any functionally equivalent product, program, or service that does not infringe any Lenovo intellectual property right may be used instead. However, it is the user's responsibility to evaluate and verify the operation of any other product, program, or service. Lenovo may have patents or pending patent applications covering subject matter described in this document. The furnishing of this document does not give you any license to these patents. You can send license inquiries, in writing, to:

Lenovo (United States), Inc.  
8001 Development Drive  
Morrisville, NC 27560  
U.S.A.  
Attention: Lenovo Director of Licensing

LENOVO PROVIDES THIS PUBLICATION "AS IS" WITHOUT WARRANTY OF ANY KIND, EITHER EXPRESS OR IMPLIED, INCLUDING, BUT NOT LIMITED TO, THE IMPLIED WARRANTIES OF NON-INFRINGEMENT, MERCHANTABILITY OR FITNESS FOR A PARTICULAR PURPOSE. Some jurisdictions do not allow disclaimer of express or implied warranties in certain transactions, therefore, this statement may not apply to you.

This information could include technical inaccuracies or typographical errors. Changes are periodically made to the information herein; these changes will be incorporated in new editions of the publication. Lenovo may make improvements and/or changes in the product(s) and/or the program(s) described in this publication at any time without notice.

The products described in this document are not intended for use in implantation or other life support applications where malfunction may result in injury or death to persons. The information contained in this document does not affect or change Lenovo product specifications or warranties. Nothing in this document shall operate as an express or implied license or indemnity under the intellectual property rights of Lenovo or third parties. All information contained in this document was obtained in specific environments and is presented as an illustration. The result obtained in other operating environments may vary. Lenovo may use or distribute any of the information you supply in any way it believes appropriate without incurring any obligation to you.

Any references in this publication to non-Lenovo Web sites are provided for convenience only and do not in any manner serve as an endorsement of those Web sites. The materials at those Web sites are not part of the materials for this Lenovo product, and use of those Web sites is at your own risk. Any performance data contained herein was determined in a controlled environment. Therefore, the result obtained in other operating environments may vary significantly. Some measurements may have been made on development-level systems and there is no guarantee that these measurements will be the same on generally available systems. Furthermore, some measurements may have been estimated through extrapolation. Actual results may vary. Users of this document should verify the applicable data for their specific environment.

© Copyright Lenovo 2023. All rights reserved.

This document, LP0773, was created or updated on September 1, 2022.

Send us your comments in one of the following ways:

- Use the online Contact us review form found at:  
<https://lenovopress.lenovo.com/LP0773>
- Send your comments in an e-mail to:  
[comments@lenovopress.com](mailto:comments@lenovopress.com)

This document is available online at <https://lenovopress.lenovo.com/LP0773>.

## Trademarks

Lenovo and the Lenovo logo are trademarks or registered trademarks of Lenovo in the United States, other countries, or both. A current list of Lenovo trademarks is available on the Web at <https://www.lenovo.com/us/en/legal/copytrade/>.

The following terms are trademarks of Lenovo in the United States, other countries, or both:

Lenovo®

Lenovo Services

ThinkSystem®

The following terms are trademarks of other companies:

Linux® is the trademark of Linus Torvalds in the U.S. and other countries.

Hyper-V®, Microsoft®, Windows Server®, and Windows® are trademarks of Microsoft Corporation in the United States, other countries, or both.

Other company, product, or service names may be trademarks or service marks of others.