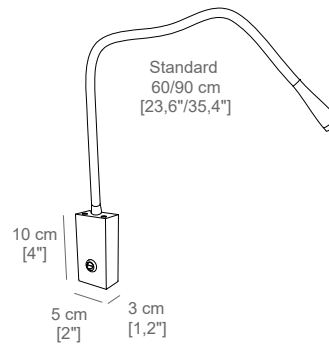


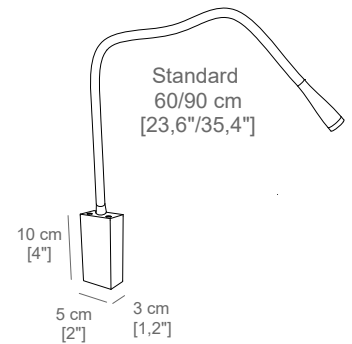
ALL OPERATIONS MUST BE CARRIED OUT BY QUALIFIED PERSON

CE / CCC INSTRUCTIONS

SWITCH

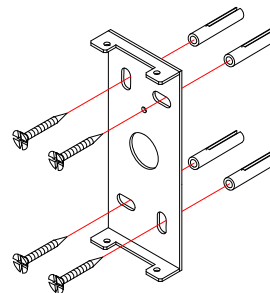


NO SWITCH



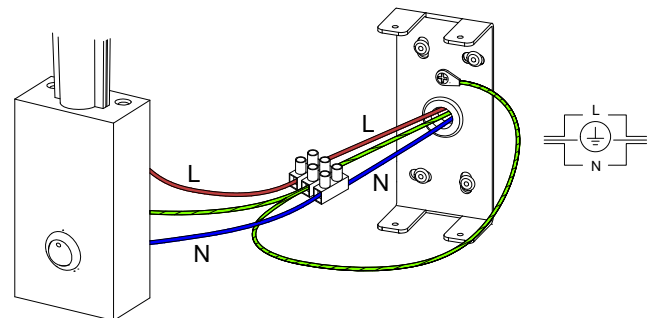
- 1 Fix the bracket on the wall (use appropriate anchors depending on the type of wall)

Fissare la staffa alla parete (utilizzare tasselli appropriati in base al tipo di parete).



- 2 Connect the lamp to the main power following the sketch.

Connettere la lampada all'impianto elettrico seguendo lo schema.



- 3 Fix the lamp to the bracket using the screws provided.

Fissare la lampada alla staffa utilizzando le viti fornite.

