

Hortiki Plants
Ecofriendly Garden Kits

hortikiplants.com

ORGANIC MICROGREENS



KIT CONTENTS

Organic Microgreen Seeds
Biodegradable Pots
Biodegradable Water Catchment Trays
Wooden Plant Labels
Organic Soil Wafers
Plant Love

Hortiki Plants is here to truly support your gardening journey.
This is just the beginning!

If you need additional support let us know! Share pictures of your plants
and get specific feedback. Hortiki is always here to help!

RELAX. YOU ORANGE IN THIS ALONE.




CONTACT@HORTIKIPLANTS.COM  202.735.1511

STAY CALM. IT'S ONLY PALM.

TRAYS

Hortiki Plants' water catchment trays are made from fallen palm leaves that otherwise would be burned releasing carbon into the air. These trays are also Forest Sustainability Council certified meaning the materials are responsibly harvested. They are a great, biodegradable alternative to plastic trays.



Trays are provided to protect surfaces from small amounts of water runoff. Because of their plant based construction, long periods of standing water can cause damage to trays.

If using spray bottle, plants can be lightly misted in tray. If watering more completely, water plants in the sink and let drain fully before placing back in water catchment trays.

POTS

The fiber based construction of the biodegradable pots included in your kit helps improve aeration for your plants. These pots insulate plant roots from fluctuations in temperature, providing a healthy growing environment. They can be reused or, if planted into the soil, they will begin to biodegrade in 2-3 growing seasons.

READY.
SET...



PREP SOIL

Your kit includes organic soil wafers that magically expand when wet. Using a container you don't mind getting soil in, add water a little at a time to your wafers. Once all the water is absorbed, your soil is ready! To see soil prep in action visit: <https://hortikiplants.com/blogs/instructions/soil-wafer-hydration-demo>

Soil
Prep
Video



PLANT SEEDS

Spread seeds in a thin layer on top of soil. Use approximately 1/3 - 1/2 of each seed pack. Lightly press to secure then cover with a thin layer of soil. Place in a warm location. Label each pot using your bamboo labels.

WATER GENTLY

Water sprouts gently every 1-2 days or when the soil is dry 1 inch below the surface.

MONITOR HEAT, LIGHT, MOISTURE

Microgreens don't need a ton of light. With as few as three hours of sun per day your microgreens will grow well. Check on your new garden daily. Keep soil moist but not soaking wet.



HARVEST


Harvest 5-14 days after planting when the first true leaves appear. Harvest by cutting with sharp scissors at the base of the stem. Wash and use immediately. Or, wash, air dry, and refrigerate up to 5 days between damp paper towels in a sealed container.

REGROW

Microgreens can regrow after cutting. Simply keep a damp paper towel over the container for 2-3 days. Once you see new growth appear, remove the towel and continue to grow as normal. The plant may regrow up to four times before tiring.

RESEED

To plant new seeds using the same soil: Empty soil from pots and gently break-up. The roots from previous plant growth will eventually decompose adding nutrients to the soil. Soak the soil and squeeze out excess moisture. Plant new seeds, following steps on previous page.



HORTIKI TV

Visit

hortikiplants.com/hortikityv

to learn more

Fun Ideas

Knowledge Booster: Microgreens are legit superfoods! They can have up to 40 times more nutrients than mature vegetable plants. Learn all about the science in this Hortiki Plants' blog post:

[Are you missing out on this secret superfood? \(www.hortikiplants.com/blog\)](http://www.hortikiplants.com/blog)

Try Something Different: In addition to the varieties included in this kit, microgreens can also be grown from cereals (oats, rye, corn, barely), legumes (chickpeas, beans, lentils) and even from squash, melon, and cucumber.

Give it a try using leftover seeds from your summer garden.

**Avoid toxic leaves from the nightshade family (tomatoes, eggplants, peppers, potatoes, etc.).*

Grow and Celebrate Microgreens year-round.

March: National Nutrition Month


April: National Gardening Month

May: National Salad Month

September: Fruits and Veggies—More Matters Month

**Kitchen
Inspiration:**

The Microgreens
Cookbook by
Brendan Davison



ORGANIC MICROGREEN SEEDS

REFILL PACKS AVAILABLE

WWW.HORTIKIPLANTS.COM/SHOP

Keep Growing!



Corporate Gifting Program

Surprise and delight your clients with a unique, sustainable, gift!



DO YOU WANT TO TURN YOUR CUSTOMERS INTO LIFELONG CLIENTS AND BRAND AMBASSADORS?

Don't underestimate the power of relationships!

In 2021 Forbes Magazine reported that 80% of businesses with corporate gifting programs have improved relationships with clients and employees! Reported benefits include: 1) making clients feel valued 2) improved customer loyalty, and 3) improved employee retention.

Celebrate:

Special Events / New Clients & Partners / Completed Projects

HORTIKI PLANTS ECOFRIENDLY GARDEN KITS

- Kits for Indoor and outdoor spaces and for every skill level.
- Customize with your branding.
- Get a custom kit of your choice designed
- Add on virtual team building experiences. Live and on-demand

Email: contact@hortikiplants.com

GET 10% OFF YOUR FIRST ORDER
WITH CODE: WELCOME10



www.hortikiplants.com/corporate_garden

Employee Wellness Programs




Science shows plants in the workspace can decrease fatigue, anxiety, confusion, and stress!

BOOST EMPLOYEE MORALE, DEMONSTRATE APPRECIATION TO YOUR WORKERS, AND SUPPORT EFFECTIVE STRESS MANAGEMENT!

HORTIKI PLANTS ECOFRIENDLY GARDEN KITS

- Hortiki's ecofriendly garden kits can be grown indoors or out by on-site and remote workers.
- Add on virtual wellness workshops and events.
- Measure return on investment with Hortiki's pre-made data tools

Email: contact@hortikiplants.com



GET 10% OFF YOUR FIRST ORDER
WITH CODE: WELCOME10



YOU ♥ SMALL BUSINESSES ♥ YOU



Hi! My name is Dr. Victoria LeBeaux. I'm the founder of Hortiki Plants and I truly appreciate your support for small businesses! Here's a little bit about Hortiki Plants' mission to share love in all that we do. You power this mission and Hortiki Thanks you!

People



We want to help you live your best plant life, no matter how small your space or how little gardening experience you have.



The Planet


We know you want to garden in an earth friendly way but may struggle to find the right materials. We will do our best to source the most eco-friendly materials we can find. That means minimal use of plastic, materials made from plants, and using eco-friendly printing and packaging materials.

We'll also try to source locally whenever possible and from trustworthy organizations.

Communities in Need

You want to support business that serve and help communities. Hortiki is of the same heart and mind. 5% of Hortiki Plants profits are donated to organizations helping people and communities grow.



YOU
+
HORTIKI PLANTS
=
PLANT 

Thank you so much for your support!
Hortiki will miss you if you don't keep in touch.

Here's how:

Share photos and videos of your product and your plant journey!

Tag [@hortikiplants](#) on social.

Let us know how our eco-friendly gardening kits can be improved or what other products you'd like to see.

Contact us:

contact@hortikiplants.com