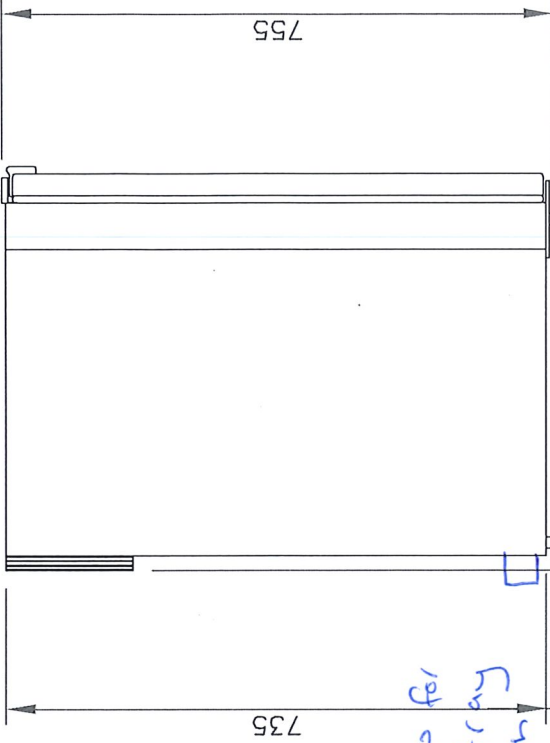
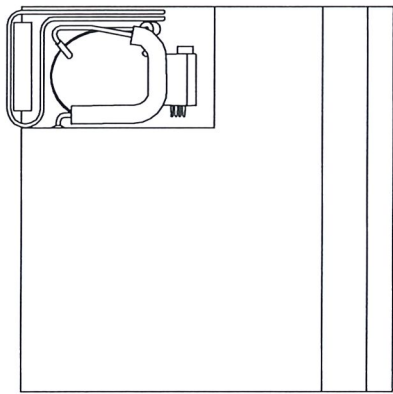


525



755

735

10

25

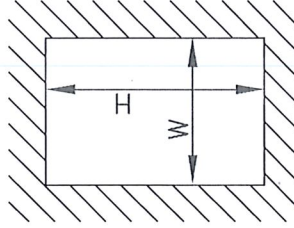
480

40

*allows for
drip tray
Total depth
approx
520.*

Can be reduced to 15
by compressor replacement

Mounting hole
Cut-out



Dims. mm	WxH
Nominal	525x745

RevNo/Revision note

Date

Signature

Checked

Item Ref	Quantity	Title/Name, designation, material, dimension etc	Article No./Reference
Designed by	Checked by	Approved by - date	Date
Drawn	THU/Name	Drawing number	Scale
		ISOtherm Cruise 130	
		CR130D	Sheet

