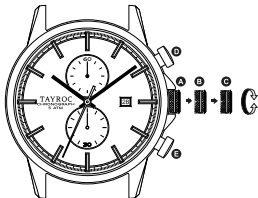


TAYROC

INSTRUCTION MANUAL

Thank you for purchasing this TAYROC watch. The following instructions are provided to help familiarize yourself with the proper operation and care of your TAYROC watch. To ensure correct use, please read and follow the instructions carefully.

QUARTZ -- OS11




SETTING THE TIME

1. Normal position **A**
2. Pull crown out to **C** position
3. Turn the crown to set hour and minute hands (Check that AM / PM is set correctly)
4. When the crown is pushed back to the normal position, small second hand begins to move
5. Push crown back to **A** position

SETTING THE DATE

1. Normal position **A**
2. Pull crown out to **B** position
3. Turn the crown counter-clockwise to set the date
4. Push crown back to **A** position




HOW TO USE THE CHRONOGRAPH CHRONOGRAPH RESET

The chronograph can measure up to 60 minutes and stops after a measurement for 60 minutes

1. Press button **D** to start the chronograph. The chronograph hands will start moving.
2. Press button **D** again to stop the chronograph. The chronograph hands stop to indicate the elapsed time.
3. Press button **E** to reset the chronograph. All the chronograph hands will be reset to "0" position.

1. Normal position **A**
 2. Pull crown out to position **C**
 3. Press the button **D** once to set the chronograph second hand to the "0" position. The chronograph hand can be advanced rapidly by continuously pressing button **D**
 4. Once the hands are set at "0" position, reset the time and return the crown to position **A**
- * Do not push crown to normal position while the chronograph second hand returns to "0" position. It stops when crown is returned to normal position **A** and recognized as "0" position.




QUARTZ -- PC20



SETTING THE TIME

1. Normal position **A**
2. Pull crown out to **B** position
3. Turn the crown clockwise to set hour and minute hands
(Check that AM / PM is set correctly)
4. Push crown back to **A** position

PRECAUTIONS AND PREVENTIVE MEASURES

ATM	10	5	3
METERS	100	50	30
	✓	✓	✓
	✓	✓	✓
	✓	✓	✓
	✓	✓	✗
	✓	✗	✗
	✗	✗	✗

Water Resistance

- [3atm / 30m / 100ft]
Watches water resistant to 30 meters /100 feet.
- [5atm / 50m / 165ft]
Watches water resistant to 50 meters /165 feet.
- [10atm / 100m / 330ft]
Watches water resistant to 100 meters / 330 feet.

According to the water resistance 1, 2 or 3 listed above, watches are protected against:

- 1-2-3 Water splashes / Rain / Shower
- 2-3 Swimming / Water sports
- 3 Snorkeling

Temperature

Do not expose your watch to sudden temperature changes (exposure to sunlight followed by immersion in cold water) or extreme temperatures [over 60°C (140°F) or below 0°C (32°F)].

Shocks

Avoid thermal or other shocks as it may harm your watch. In the event of a violent shock please have your watch checked by a reputable jeweler or service center.

Harmful Products

Avoid direct contact with solvents, detergents, and perfumes, cosmetic products, etc. since they may damage the bracelet, the case and/or the gaskets.

PRECAUTIONS AND PREVENTIVE MEASURES

Care and Checks

Clean the case and bracelet regularly using a soft cloth to prevent any corrosion caused by perspiration. All water resistant watches can be cleaned with a toothbrush and soapy water, and then dried with a soft cloth. After being worn in the sea, the watch must be rinsed with warm fresh water, and then dried completely.

Replacing the Battery

(For Quartz watches only)

We recommend you take the watch to a reputable jeweler or watch repair facility who is equipped with the tools and apparatus required to carry out the work and the necessary checks in a professional manner. A worn-out battery should be replaced immediately in order to reduce the risk of leakage and consequent damage to the movement.

Limited Warranty

Your TAYROC watch is warranted by TAYROC for a period of TWELVE (12) Months from the date of purchase under the terms and conditions of this warranty. The international TAYROC warranty covers material and manufacturing defects. The warranty only becomes active if the warranty certificate is dated, fully and correctly completed. In the event that repairs are improper to restore the normal conditions of use of your TAYROC watch, TAYROC guarantees its replacement by an TAYROC watch of identical or similar characteristics. The warranty for the replacement watch is TWELVE (12) Months after the date the replacement is issued.

This manufacturer's warranty does not cover:

1. The life of the battery
2. Wear and tear and aging (e.g. scratched crystal; alteration of the color and/or material of non metallic straps and chains, such as leather, textile, rubber; peeling of the plating).
3. Any damage on any part of the watch resulting from abnormal/abusive use, lack of care, negligence, and accidents (nicks, dents, crushing, broken crystal, etc.). Incorrect use of the watch and non-observance of the use directions provided by TAYROC. The TAYROC watch not handled by a reputable jeweler. (e.g., for battery replacement , services or repairs) or which has been altered in its original condition beyond TAYROC's control.