

ZmBIZI



Welcome!

This phone was built for you...

It's the first phone that pays you back. The more you use it, the more you make. It's that simple.

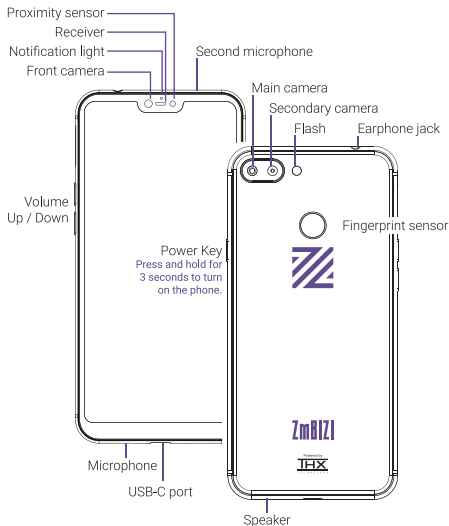
Thanks for taking this first step with us. We look forward to growing with you.

We are available anytime should you have any questions, comments or suggestions. Please contact us on social@zmbizi.com.

Best wishes,
Your ZmBIZI Team

www.zmbizi.com

Meet your new phone



Before you start

Transfer data from an iPhone®

To bring **all** of your texts and data (like photos, music, contacts, and apps) to your new phone, turn off:

- iMessage®, FaceTime®, and Device Management (if needed) in your iPhone Settings.
- iTunes® encryption in the iTunes app on your computer.

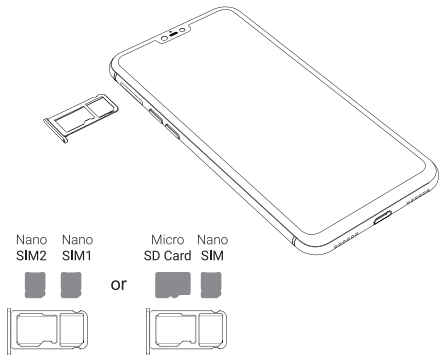
For iPhone help, go to [g.co/imessagehelp](https://www.apple.com/g.co/imessagehelp) and [g.co/datatransferhelp](https://www.apple.com/g.co/datatransferhelp).

Switching from Android or another phone

Go straight to setup. Or follow the full transfer guide for your old phone at [g.co/datatransferhelp](https://www.apple.com/g.co/datatransferhelp).

Set up your new phone


Insert your SIM card from your carrier using the provided SIM tool.



To turn on, press and hold the power button for 3 seconds. Follow the on-screen steps to setup.



The ZmBIZI portal



The menu

We have curated over a dozen apps and services in order to enhance your lifestyle. Our selection includes Financial services, Healthcare offerings and cutting edge Audio and Video offerings to name a few. The ZmBIZI digital experience is like no other.



ZmAPPS
Check back here regularly
to find new ZmBIZI Apps.

