

4x4/4x6 | Softwood | WOOD POST ANCHOR | INSTALLATION

IMPORTANT

! Do not use on surfaces 30" or higher (U.S.A.) or 600mm / 23.62" (CAN) or higher **UNLESS** you build according to our Engineering Reports (See QR link below) **AND** obtain approval by your local authority.

! Use only Stainless Steel Screws with Aluminum Decking. Sold Separately.

1

TITAN WOOD POST ANCHOR™ KIT

(8) *Wood Screw #14X4" T27 Drive
(4) Lag Screw 3/8" X 5"*

**Concrete screws sold separately.*

RECOMMENDED TOOLS

Hardwood Installations Only

2

POST BRACE DETAIL

RECOMMENDED ACCESSORY

WHEREVER EXTRA STRENGTH IS DESIRED

3

DRILL

PRE-DRILL LAG SCREW TIP

LAG SCREW | DRILL BIT GUIDE

SOFTWOOD POST	
3/8" LAG SCREW	5/16" DRILL BIT
1/2" LAG SCREW	7/16" DRILL BIT
HARDWOOD POST	
3/8" LAG SCREW	11/32" DRILL BIT
1/2" LAG SCREW	15/32" DRILL BIT

4

BLOCKING (12) #10 X 3-1/2" **SPF**

! FOR VERY DRY WOOD, WET ENDS OF POST WITH WATER BEFORE USE TO PREVENT CRACKING.

ENGINEERING REPORTS FOR APPLICATION SUITABILITY

ATTENTION

- ▶ Do not use this product for residential code guard rails **UNLESS** you have a local engineer or inspector approve your application in your area. Do not use this product as a stand alone post. It has not been tested for use with vinyl rail systems.
- ▶ Intertek engineering reports are for guidance only and complying with them does not necessarily mean your structure will be code compliant. Any variation from the assemblies tested in our engineering reports is outside of the scope of the report.
- ▶ This product is not for industrial, commercial or apartment building applications. It is for private residential use only.

REV: 04/01/24

T 1-866-577-8868

TITAN BUILDING PRODUCTS®
THE ART OF BUILDING
More Outdoor Beauty... Real easy.



www.titanbp.com

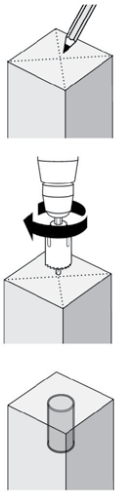
6x6 | Hardwood | WOOD POST ANCHOR | INSTALLATION

IMPORTANT

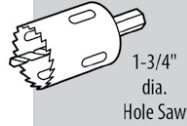


Use only Stainless Steel Screws with Aluminum Decking. Sold Separately.

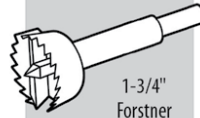
1



1-7/8"

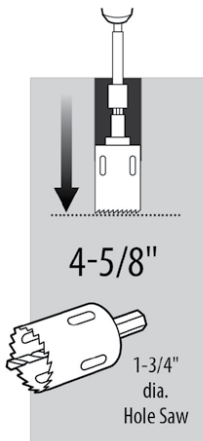


2-3/4"

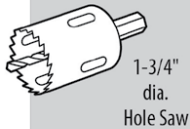


2-3/4"

2

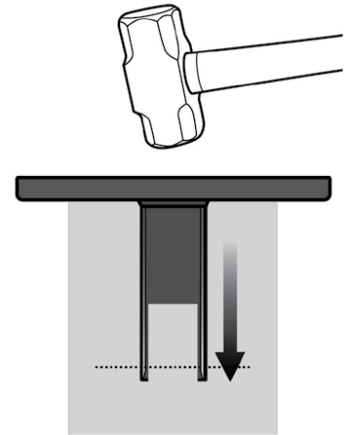


4-5/8"

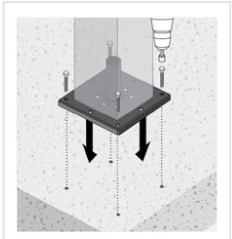
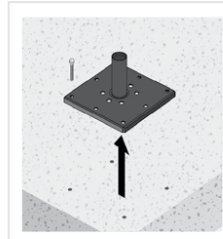
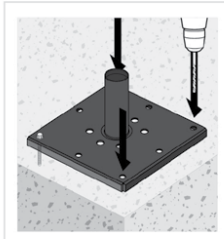
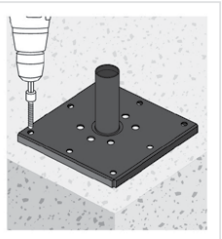
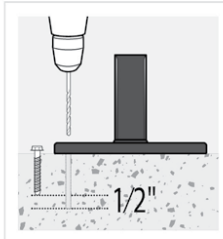
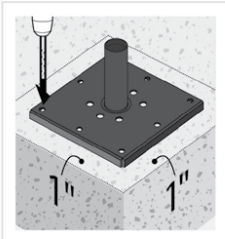


4-5/8"

3



6x6 | Concrete | INSTALLATION



1

DRILL (1) CORNER HOLE & INSTALL (1) SCREW IN ANCHOR. DRILL (3) CORNER HOLES.
*Concrete screws sold separately. 1/4" x 2-1/4" min. screw size.

2

REMOVE ANCHOR. INSTALL REMAINING SCREWS. (With Wood Post)

ATTENTION

This product is not for industrial, commercial or apartment building applications. It is for private residential use only. If you wish to use this product for any residential code application including a railing, engage local professionals before beginning work: (i) to ensure that this product is appropriate for your intended use and that the structural components which this product is to be used in conjunction with are sound and that the work area is safe and free from all potential hazards including utilities and other services, (ii) to provide clarification if these warnings are unclear or you do not understand any of the information in the installation instructions for this product. Always comply with applicable building codes. Be aware that building codes may vary.

In no event shall Titan Building Products be liable for any loss or damage, direct or otherwise, which results from the improper use of this product. If for any reason Titan Building Products becomes liable for loss or damage, direct or otherwise the aggregate liability of Titan Building Products shall be limited to the retail purchase price of the products.

T 1-866-577-8868

TITAN BUILDING PRODUCTS
THE ART OF BUILDING
More Outdoor Beauty... Real easy.



www.titanbp.com