



Teaching Guide—Grade 3

Dedicated to all the wonderful teachers and educators. Thank you for all you do.

Download more book companion teaching guides for FREE!

www.piccopuppy.com

Feel free to share this teaching guide on your website and social media.

(Non-commercial use only)

Special thanks to my wonderful team: Krystal Ann Wallick, a teacher and mental health counselor (creator);
and Czarina Tran, a teacher, and Nikki Rogers (proofreaders).

Text and illustrations © 2022 Picco Puppy. All rights reserved.

TABLE OF CONTENTS

READING

READ ALOUD DISCUSSION	5
HIGH FREQUENCY WORDS	7
KEY IDEAS	9
STORY STRUCTURE	10

WRITING

OPINION WRITING	18
INFORMATIONAL WRITING	20
NARRATIVE WRITING	24
RESEARCH WRITING	31
SELF CONNECTION	33
WRITTEN COMPREHENSION	50

LANGUAGE

VOCABULARY CARDS	54
VOCABULARY SORT	85
DEFINITION HUNT	87
MULTIPLE SYNONYMS	89
PARTS OF SPEECH	90
CONVENTIONS OF LANGUAGE	99

READING



Read Aloud Discussion

Before the Story

1. What does the cover tell you about the book?
2. What do you think this book is about?
3. Michael Wong is the author. What does an author do?
4. Ann Baratashvili is the illustrator. What does an illustrator do?




During the Story

1. What does "reach for the stars" mean? You can't actually reach stars.
2. Have you ever needed to have courage? Tell me about it.
3. How do you use imagination in your every day life?
4. If you had a magic hot air balloon, where would you go?
5. What are some ways that you make sure to stay healthy and well?
6. What brings you peace and tranquility? Do you have a special peaceful place?
7. Did you know that you already have so much knowledge! Share a fun fact.
8. When have you had grit and you kept trying hard without giving up?
9. What does success look like to you?
10. Tell me about a time that you had good luck.
11. Tell me about a time you had faith and it turned out all right.
12. Tell me about your family and friends.
13. What makes you laugh?
14. What can you do that is kind today?
15. Tell me about someone that you love.
16. What makes you happy?




Say It Out Loud

Say each word out loud and then draw a picture of what that word means to you.




wish




beautiful

Say It Out Loud

Say each word out loud and then draw a picture of what that word means to you.



never



laugh

The Moral of the Story

In your own words, write what you believe is the moral or the lesson of the story.

The page contains ten sets of horizontal lines for writing. Each set is composed of three lines: a solid top line, a dashed middle line, and a solid bottom line. These lines are spaced evenly down the page to provide a guide for handwriting practice.

Identify Feelings

How do you think the character is feeling?



What makes you think that?

"I wish you grit and resilience,
to never ever give up."

Identify Feelings



”I wish you peace and tranquility, to listen to the birds and gaze at the stars.”

How do you think the character is feeling?

What makes you think that?

WRITING



Opinion Writing

Why do you think the author chose the wishes that he wrote about in the book?
State reasons that support your opinion and use linking words like "because".

Handwriting practice lines consisting of solid top and bottom lines with a dashed midline, repeated ten times for writing.

Opinion Writing

Pick your favorite wish from the book.

Write about why it is important to you.

My favorite wish:

Handwriting practice lines consisting of solid top and bottom lines with a dashed midline, repeated ten times.

Informational Writing

Did you find the dog on each page of the book? What do you know about dogs?

Write 3 facts about dogs. Use complete sentences and descriptive facts.

1.

2.

3.

All About Dogs

Use all five of your senses to describe what you know about dogs.

a dog looks like



a dog smells like



a dog sounds like



a dog feels like



a dog likes to eat



Informational Writing

The page is designed for informational writing. It includes a title at the top and four sets of horizontal lines for text. Each set of lines consists of a solid top line, a dashed middle line, and a solid bottom line. On the right side, there is a large, empty rectangular box with a thick black border and rounded corners, intended for a drawing or illustration.

Character Map

Use this map to plot a fun adventure about a dog.

describe the dog



something they
think or say




main character name

describe their feelings



what problem happens



how do they solve
the problem

Creative Writing

Using the informational writing pages and character map that you created about dogs, write a complete story about a dog. This can be a true or made up story. Make sure to include a beginning, middle, and end with transitional words like "first", "next", and "then". Describe the dog's actions, thoughts, and feelings. Include a closing statement. Include a picture on each page to support the text on the page.

Handwriting practice lines consisting of solid top and bottom lines with a dashed midline. The page contains 10 such sets of lines. The final set of lines on the right side of the page is partially obscured by a large, empty rectangular box with rounded corners and a thick black border, intended for a drawing.

Creative Writing

This page is a template for creative writing. It features a title 'Creative Writing' at the top. Below the title are four sets of horizontal lines for writing. Each set consists of a solid top line, a dashed middle line, and a solid bottom line. On the right side of the page, there is a large, empty rectangular box with rounded corners and a thick black border, intended for drawing or illustration.

Peer Edit- Rewrite

Now that your story has been written and edited by a peer, write the story again using some of the suggestions from your peer, making sure to include any answers to their questions where appropriate. Don't forget to strengthen the illustrations to support the text.

The form consists of seven sets of primary-ruled lines, each set including a solid top line, a dashed midline, and a solid bottom line. These lines are arranged in a column on the left side of the page. To the right of the bottom three sets of lines is a large, empty rounded rectangular box with a thick black border, intended for drawing illustrations that support the text.

Peer Edit- Rewrite

Handwriting practice lines consisting of solid top and bottom lines with a dashed midline. The page contains 12 such sets of lines, arranged in two columns of six. The right column is partially obscured by a large rounded rectangle.



About a Character

Choose a famous person from the back of the book. Research about them and find out facts. Write them here.

something you learned

character name

draw a picture

something they loved

something they said

why they were famous

Research Writing

Find another book about happiness.
Describe how it is the same and
different from "I Wish You Happiness".

Name of Book


SAME

DIFFERENT

Text to Self Connection

Write about a time you achieved a dream. Draw a picture to match.


Handwriting practice area consisting of 10 sets of horizontal lines. Each set includes a solid top line, a dashed middle line, and a solid bottom line.



Text to Self Connection

Write about a time you had courage. Draw a picture to match.


Handwriting practice lines consisting of solid top and bottom lines with a dashed midline for letter height guidance. There are ten sets of these lines stacked vertically.



Text to Self Connection

Write about a time you used your imagination. Draw a picture to match.


Handwriting practice lines consisting of 10 sets of three horizontal lines (top solid, middle dashed, bottom solid).



Text to Self Connection

Write about an adventure you went on. Draw a picture to match.


Handwriting practice lines consisting of solid top and bottom lines with a dashed midline for letter height guidance. There are ten sets of these lines stacked vertically.



Text to Self Connection

Write about what makes you feel at peace. Draw a picture to match.


Handwriting practice lines consisting of solid top and bottom lines with a dashed middle line, repeated ten times.



Text to Self Connection

Write about a time you had grit and resilience. Draw a picture to match.


Handwriting practice area consisting of 10 sets of horizontal lines. Each set includes a solid top line, a dashed middle line, and a solid bottom line.



Text to Self Connection

Write about a time you felt success. Draw a picture to match.


Handwriting practice area consisting of 10 sets of horizontal lines. Each set includes a solid top line, a dashed middle line, and a solid bottom line.



Text to Self Connection

Write about a time you got lucky. Draw a picture to match.

Handwriting practice area consisting of 10 sets of horizontal lines. Each set includes a solid top line, a dashed middle line, and a solid bottom line.




Text to Self Connection

Write about a time you had faith that everything would be all right.

Draw a picture to match.


Handwriting practice area consisting of 10 sets of horizontal lines. Each set includes a solid top line, a dashed middle line, and a solid bottom line.



Text to Self Connection

Write about your family. Draw a picture to match.


Handwriting practice area consisting of 10 sets of horizontal lines. Each set includes a solid top line, a dashed middle line, and a solid bottom line.



Text to Self Connection

Write about your friends. Draw a picture to match.


Handwriting practice area consisting of 10 sets of horizontal lines. Each set includes a solid top line, a dashed middle line, and a solid bottom line.



Text to Self Connection

Write about what brings you joy. Draw a picture to match.


Handwriting practice area consisting of ten sets of horizontal lines. Each set includes a solid top line, a dashed middle line, and a solid bottom line, providing a guide for letter height and placement.



Text to Self Connection

Write about what makes you laugh. Draw a picture to match.


Handwriting practice lines consisting of solid top and bottom lines with a dashed middle line, repeated ten times.



Text to Self Connection

Write about a time that you were kind. Draw a picture to match.

Handwriting practice area consisting of 10 sets of horizontal lines. Each set includes a solid top line, a dashed middle line, and a solid bottom line.




Text to Self Connection

Write about a time that someone showed you kindness.


Draw a picture to match.

Handwriting practice lines consisting of solid top and bottom lines with a dashed middle line. There are ten sets of these lines stacked vertically.



My Wish

What do you wish for the people you love?



Write a wish letter to someone that you love.

I wish you


Blank handwriting practice lines consisting of solid top and bottom lines and a dashed middle line.

Critical Thinking Questions

Why do you think the astronaut is reaching for the moon in “I wish you dreams and aspirations, to spread your wings and reach for the stars”?

Draw a picture of an astronaut.

Handwriting practice lines consisting of solid top and bottom lines with a dashed middle line. There are ten sets of these lines stacked vertically.




Critical Thinking Questions

Why do you think the girl is riding a bike in “I wish you courage and strength, for the magic begins at the end of your comfort zone”?

Draw a picture of yourself riding a bike.

Handwriting practice lines consisting of solid top and bottom lines with a dashed middle line. There are ten sets of these lines stacked vertically.




Critical Thinking Questions

Why do you think the boy is offering his ice cream in “I wish you kindness and generosity, for no act of kindness is ever wasted, no matter how small”?

Draw a picture of you and a friend eating an ice cream.

Handwriting practice lines consisting of solid top and bottom lines with a dashed middle line. There are 10 sets of these lines.



LANGUAGE



dream



something you
want to come
true

aspiration



a strong wish to
do something
great

courage



a trait that allows
a person to do
something scary

strength



a trait of being
strong

imagination



the ability to make a
mental picture of
something not here

creativity

the ability to make
something from
original thought



adventure



an exciting
experience that
might be dangerous

curiosity



to want to know or
learn something

health



being well in your
mind, body, or spirit

well-being



your body being
happy and healthy

peace



the state of being
quiet; not bothered

tranquility



the state of being
calm or at peace

knowledge



information that a
person understands

wisdom

the knowledge and
experience to make
good choices



grit



a strong spirit and
courage when
something is hard

resilience

the ability to recover
from a challenge or
a big change



success

the result of having
something that you
worked hard for



prosperity

the state of being
successful or doing
very well



luck

the chance of a good
result is high, no
matter if you try



opportunity



a good chance to
do something you
want to do

faith



trust in something

hope



belief that
something will
happen or be true

family



a group of people
related to each
other

friendship



the state of
being friends

joy



the emotion of
great happiness

laughter



a vocal sound that
shows something is
funny

kindness



the trait of being
caring and helpful

generosity



the trait of being
ready to give

love



very strong
affection for
someone

affection



a feeling of
attachment or love

happiness






a feeling of
being happy

Vocabulary Sort

NOUNS

VERBS

ADJECTIVES

A large, empty rectangular box with a black border, intended for sorting nouns.A large, empty rectangular box with a black border, intended for sorting verbs.A large, empty rectangular box with a black border, intended for sorting adjectives.

reach

courage

imagination

gaze

creativity

paint

beautiful

believe

tranquility

wish

grit

masterpiece

listen


wonderful

kindness


loud

Definition Hunt


PICK A WORD



WHAT DO YOU
THINK IT MEANS?



FIND THE DEFINITION
IN THE DICTIONARY



Pick a word that you learned from the book.

Write it in a sentence.

Handwriting practice lines consisting of solid top and bottom lines with a dashed midline, repeated ten times.

Draw it in a picture.

A large empty rectangular box with rounded corners and a thick black border, intended for drawing a picture of the chosen word.

Synonyms

READ THE
WORD

courage

grit

success

kindness

joy

WRITE A SYNONYM

WRITE ANOTHER
SYNONYM

Practicing Adjectives

Use adjectives to describe each dog.







Practicing Verbs

Use verbs to describe the movement happening in each picture.







Practicing Nouns

Use nouns to write the person, place, or thing in each picture.







Practicing Adverbs

Use adverbs to further describe the action in each picture.



They cheered.



She sat.



They flew.

If you have a suggestion to improve this teaching guide,
we'd love to hear from you. Contact us at www.piccopuppy.com.

If you'd like to share this teaching guide on social media,
please refer them to www.piccopuppy.com and tag @piccopuppy.

For more teaching guides for our books, visit www.piccopuppy.com.

Enter our Monthly Giveaway for a chance to win a hardcover, every month!

www.piccopuppy.com