


From the award-winning author of *I Wish You Happiness*

I Will Always Be  
proud of You



## Teaching Guide-Kindergarten

Dedicated to all the wonderful teachers and educators. Thank you for all you do.

Download more book companion teaching guides for FREE!

[www.piccopuppy.com](http://www.piccopuppy.com)

Feel free to share this teaching guide on your website and social media.

(Non-commercial use only)

Special thanks to Krystal Ann Wallick, a teacher and mental health counselor, for creating this teaching guide.

Text and illustrations © 2022 Picco Puppy. All rights reserved.

# TABLE OF CONTENTS

## READING

READ ALOUD DISCUSSION	5
PHONOLOGICAL AWARENESS DISCUSSION	7
WORD RECOGNITION - SIGHT WORDS	9

## WRITING

OPINION WRITING	11
INFORMATIONAL WRITING	13
RESEARCH WRITING	15
SELF CONNECTION	16
WRITTEN COMPREHENSION	34

## LANGUAGE

VOCABULARY CARDS	38
VOCABULARY SORT	69
DEFINITION HUNT	71
SYNONYMS AND ANTONYMS	73
PARTS OF SPEECH	74
CONVENTIONS OF LANGUAGE	82

# READING



# Read Aloud Discussion

## Before the Story

1. What does the cover tell you about the book?
2. What do you think this book is about?
3. Michael Wong is the author. What does an author do?
4. Zina Iugai is the illustrator. What does an illustrator do?




# During the Story

1. Put your hand on your heart and feel the love that grows inside.
2. What does it mean to spread your wings and fly free?
3. Have you ever thought about what you'll be when you grow up?
4. What are some jobs that create wondrous music?
5. How can you protect animals now?
6. What is your favorite way to create art?
7. What are your favorite meals that warm your heart?
8. What are some jobs that face danger and save the day?
9. Can you remember a time that you got sick? How did you get healthy again?
10. Athletes are people that play sports. Who plays sports? Which ones?
  11. How can you empower others?
  12. Scientists are trying to discover how to cure the common cold. What else do scientists do?
  13. What can you do that is kind today?
  14. Tell me some ways that we can help make a healthy Earth.
  15. What do you think is waiting in the stars?
  16. What do you think a world on Mars would look like?
  17. What are you passionate about?




# Say It Out Loud

Say each word out loud and then draw a picture of what that word means to you.




you




up

# Say It Out Loud

Say each word out loud and then draw a picture of what that word means to you.



play



all



Read the passages below and circle the sight words that you find.

the

to

and

with

you

of

Will you enrich our souls with wondrous music or wise words?

Will you protect our animals—our mammals and our birds?

Perhaps you'll captivate the world with stunning works of art.

Or cook the most delightful meals that help to warm the heart.

# WRITING



# Opinion Writing

Why do you think the author chose the character traits that he wrote about in the book?

Make sure to write your opinion, state the reason for the opinion and use the word "because" to show why. The writing should stay focused on the opinion.

Handwriting practice lines consisting of four sets of three horizontal lines each. Each set includes a solid top line, a dashed middle line, and a solid bottom line.

# Opinion Writing

Pick your favorite character trait from the book.  
Write about why it is important to you.

My favorite character trait:

Handwriting practice lines consisting of solid top and bottom lines with a dashed middle line, repeated five times.

# Informational Writing

Did you find the dog on each page of the book? What do you know about dogs?

Write 3 facts about dogs.

1.

2.

3.

# All About Dogs

Use all five of your senses to describe what you know about dogs.

a dog looks like



a dog smells like



a dog sounds like



a dog feels like



a dog likes to eat



# About a Character

Choose a famous person from the back of the book. Research about them and find out facts. Write them here.

something you learned

character name

draw a picture

something they loved


something they said

why they were famous

# Text to Self Connection

Write about a time you created something with music. Draw a picture to match.

Handwriting practice lines consisting of solid top and bottom lines with a dashed middle line. There are ten sets of these lines stacked vertically.






# Text to Self Connection

Write about a time you protected an animal. Draw a picture to match.


Handwriting practice lines consisting of solid top and bottom lines with a dashed middle line. There are ten sets of these lines stacked vertically.



# Text to Self Connection

Write about a piece of art you were proud to make. Draw a picture to match.


Handwriting practice lines consisting of 10 sets of three horizontal lines (top solid, middle dashed, bottom solid).



# Text to Self Connection

Write about a time you cooked something. Draw a picture to match.


Handwriting practice area consisting of 10 sets of horizontal lines. Each set includes a solid top line, a dashed middle line, and a solid bottom line.



# Text to Self Connection

Write about a time that you saved the day. Draw a picture to match.

Handwriting practice lines consisting of solid top and bottom lines with a dashed midline, repeated ten times.




# Text to Self Connection

Write about a time you were sick and how you got healthy again.

Draw a picture to match.

Handwriting practice lines consisting of solid top and bottom lines with a dashed midline. There are ten sets of these lines stacked vertically.




# Text to Self Connection

Write about a time you cared for someone else that was sick.

Draw a picture to match.


Handwriting practice area consisting of ten sets of horizontal lines. Each set includes a solid top line, a dashed middle line, and a solid bottom line.



# Text to Self Connection

Write about a time you empowered somebody. Draw a picture to match.

Handwriting practice area consisting of 10 sets of horizontal lines. Each set includes a solid top line, a dashed middle line, and a solid bottom line.




# Text to Self Connection

Write about a time you showed someone kindness.

Draw a picture to match.

Handwriting practice area consisting of ten sets of horizontal lines. Each set includes a solid top line, a dashed middle line, and a solid bottom line.






# Text to Self Connection

Write about a time you built something out of garbage  
(an empty box, bubble wrap, toilet paper rolls). Draw a picture to match.


Handwriting practice lines consisting of solid top and bottom lines with a dashed midline, repeated ten times.



# Text to Self Connection

Write about how you have made a healthy Earth. Draw a picture to match.


Handwriting practice lines consisting of solid top and bottom lines with a dashed midline for letter height guidance. There are ten sets of these lines stacked vertically.



# Text to Self Connection

Write about what you think is waiting in the stars. Draw a picture to match.

Handwriting practice area consisting of ten sets of horizontal lines. Each set includes a solid top line, a dashed middle line, and a solid bottom line.




# Text to Self Connection

Write about what you think a world on Mars would look like.

Draw a picture to match.


Handwriting practice area consisting of 10 sets of horizontal lines. Each set includes a solid top line, a dashed middle line, and a solid bottom line.



# Text to Self Connection

Write about something that is your passion. Draw a picture to match.


Handwriting practice lines consisting of 10 sets of horizontal lines. Each set includes a solid top line, a dashed middle line, and a solid bottom line.



# Text to Self Connection

Write about a time you reached your dreams. Draw a picture to match.


Handwriting practice area consisting of ten sets of horizontal lines. Each set includes a solid top line, a dashed middle line, and a solid bottom line, providing a guide for letter height and placement.



# Text to Self Connection


Write about something you were proud of. Draw a picture to match.

Handwriting practice lines consisting of solid top and bottom lines with a dashed midline, repeated ten times.



# I am Proud

What is something that you are proud of?





Write a letter to someone that you love telling them why you are proud of them.

The page contains five sets of horizontal lines for writing. Each set is composed of three lines: a solid top line, a dashed middle line, and a solid bottom line. These lines are spaced evenly down the page to provide a guide for letter height and placement.




# Critical Thinking Questions

Why do you think the child is pointing to shapes in, "Perhaps you will empower kids to be all they can be."?

Draw a picture of how you can empower others.

Handwriting practice lines consisting of 10 sets of three horizontal lines (top solid, middle dashed, bottom solid).




# Critical Thinking Questions

What do you think the child is doing in, "Or pioneer clean energy to make a healthy Earth."?

Draw a picture of how you can help make a healthy Earth.

Handwriting practice lines consisting of solid top and bottom lines with a dashed middle line. There are ten sets of these lines stacked vertically.



# LANGUAGE



proud



feeling happy or  
respect for  
something you did

love



very strong  
affection for  
someone

# wondrous



excellent, great,  
marvelous, or  
wonderful



# wise



the trait of having  
knowledge & experience  
to make good choices

protect



to guard something

# mammals



a type of animal  
that has hair and  
doesn't lay eggs

# captivate



to get and hold  
someone's attention

stunning



very beautiful  
or excellent

delightful



enjoyable and  
very good

# warm



to have a good  
feeling; or to be a  
little bit hot

rush



to move fast



save



to protect from  
danger

nurse



to help take care of  
someone who is sick

# health



being well in your  
mind, body, or spirit

care



to be concerned  
or to look out  
for someone

aid



to give help or  
support

# athlete



a person trained  
in a sport

# coach

someone who trains  
athletes, performers,  
or artists



# empower

to give power or  
inner strength to  
another person





# creature



something that  
is alive

# discover



to find something  
that was unknown

# cure



to get rid of an  
illness or to make  
healthy again

# kindness



the trait of being  
caring and helpful

value



to be important

# waste



something that has  
no use or value

# worth



usefulness,  
importance, or value

pioneer



to be the first to  
do something new



# energy



a source of power  
to create an activity

passion



a powerful love

# strive



to try really hard  
towards a goal

# happiness






a feeling of  
being happy

# Vocabulary Sort

NOUNS

VERBS

ADJECTIVES

A large, empty rectangular box with a thick black border, intended for sorting nouns.A large, empty rectangular box with a thick black border, intended for sorting verbs.A large, empty rectangular box with a thick black border, intended for sorting adjectives.

proud

love

wondrous

wise

protect

mammals

captivate

stunning

delightful

pioneer

rush

health

aid


athlete

kindness


discover

# Definition Hunt


PICK A WORD



WHAT DO YOU  
THINK IT MEANS?



FIND THE DEFINITION  
IN THE DICTIONARY



Pick a word that you learned from the book.

Write it in a sentence.

Handwriting practice lines consisting of solid top and bottom lines with a dashed midline for letter height guidance. There are ten sets of these lines provided for writing.

Draw it in a picture.

A large, empty rectangular area with rounded corners, intended for drawing a picture of the chosen word.



# Synonyms & Antonyms

READ THE  
WORD

grow

protect

most

healthy

waste

WRITE A SYNONYM

WRITE AN ANTONYM

# Practicing Adjectives


Use adjectives to describe each dog.



---

---

---



---

---

---



---

---

---

# Practicing Verbs

Use verbs to describe the movement happening in each picture.



---

---

---



---

---

---



---

---

---

# Practicing Nouns

Use nouns to write the person, place, or thing in each picture.



---

---

---



---

---

---



---

---

---





















If you have a suggestion to improve this teaching guide,  
we'd love to hear from you. Contact us at [www.piccopuppy.com](http://www.piccopuppy.com).

If you'd like to share this teaching guide on social media,  
please refer them to [www.piccopuppy.com](http://www.piccopuppy.com) and tag @piccopuppy.

For more teaching guides for our books, visit [www.piccopuppy.com](http://www.piccopuppy.com).

Enter our Monthly Giveaway for a chance to win a hardcover, every month!

[www.piccopuppy.com](http://www.piccopuppy.com)