


From the award-winning author of *I Wish You Happiness*

I Will Always Be
proud of You



Teaching Guide—Grade 3

Dedicated to all the wonderful teachers and educators. Thank you for all you do.

Download more book companion teaching guides for FREE!

www.piccopuppy.com

Feel free to share this teaching guide on your website and social media.

(Non-commercial use only)

Special thanks to Krystal Ann Wallick, a teacher and mental health counselor, for creating this teaching guide.

Text and illustrations © 2022 Picco Puppy. All rights reserved.

TABLE OF CONTENTS

READING

READ ALOUD DISCUSSION	5
HIGH FREQUENCY WORDS	7
KEY IDEAS	9
STORY STRUCTURE	10

WRITING

OPINION WRITING	18
INFORMATIONAL WRITING	20
NARRATIVE WRITING	24
RESEARCH WRITING	31
SELF CONNECTION	33
WRITTEN COMPREHENSION	50

LANGUAGE

VOCABULARY CARDS	54
VOCABULARY SORT	85
DEFINITION HUNT	87
MULTIPLE SYNONYMS	89
PARTS OF SPEECH	90
CONVENTIONS OF LANGUAGE	99

READING



Read Aloud Discussion

Before the Story

1. What does the cover tell you about the book?
2. What do you think this book is about?
3. Michael Wong is the author. What does an author do?
4. Zina Iugai is the illustrator. What does an illustrator do?




During the Story

1. Put your hand on your heart and feel the love that grows inside.
2. What does it mean to spread your wings and fly free?
3. Have you ever thought about what you'll be when you grow up?
4. What are some jobs that create wondrous music?
5. How can you protect animals now?
6. What is your favorite way to create art?
7. What are your favorite meals that warm your heart?
8. What are some jobs that face danger and save the day?
9. Can you remember a time that you got sick? How did you get healthy again?
10. Athletes are people that play sports. Who plays sports? Which ones?
11. How can you empower others?
12. Scientists are trying to discover how to cure the common cold. What else do scientists do?
13. What can you do that is kind today?
14. Tell me some ways that we can help make a healthy Earth.
15. What do you think is waiting in the stars?
16. What do you think a world on Mars would look like?
17. What are you passionate about?




Say It Out Loud

Say each word out loud and then draw a picture of what that word means to you.




warm




grow

Say It Out Loud

Say each word out loud and then draw a picture of what that word means to you.



clean



kind

The Moral of the Story

In your own words, write what you believe is the moral or the lesson of the story.

A series of ten horizontal writing lines for a student to write their answer. Each line set consists of a solid top line, a dashed middle line, and a solid bottom line.

WRITING



Opinion Writing

Why do you think the author chose the character traits that he wrote about in the book?

Make sure to write your opinion, state the reason for the opinion and use the word "because" to show why. The writing should stay focused on the opinion.

Handwriting practice lines consisting of four sets of three horizontal lines each. Each set includes a solid top line, a dashed middle line, and a solid bottom line.

Opinion Writing

Pick your favorite character trait from the book.
Write about why it is important to you.

My favorite character trait:

Handwriting practice lines consisting of solid top and bottom lines with a dashed middle line, repeated five times.

Informational Writing

Did you find the dog on each page of the book? What do you know about dogs?

Write 3 facts about dogs. Use complete sentences and descriptive facts.

1.

2.

3.

All About Dogs

Use all five of your senses to describe what you know about dogs.

a dog looks like



a dog smells like



a dog sounds like



a dog feels like



a dog likes to eat



Informational Writing

Using the informational writing page and map that you created about dogs, write an informative text about dogs. Use facts and definitions to help the reader understand the information best. Make sure to include an opening statement and a closing statement.

Handwriting practice lines consisting of solid top and bottom lines with a dashed midline, repeated ten times.

Informational Writing

The page contains ten sets of horizontal lines for writing. Each set consists of a solid top line, a dashed middle line, and a solid bottom line, providing a guide for letter height and placement.

Character Map

Use this map to plot a fun adventure about a dog.

describe the dog

something they
think or say

main character name

describe their feelings

what problem happens

how do they solve
the problem

Creative Writing

Using the informational writing pages and character map that you created about dogs, write a complete story about a dog. This can be a true or made up story. Make sure to include a beginning, middle, and end with transitional words like "first", "next", and "then". Describe the dog's actions, thoughts, and feelings. Include a closing statement. Include a picture on each page to support the text on the page.

Handwriting practice lines consisting of solid top and bottom lines with a dashed midline. The page contains 10 such sets of lines. The final set of lines on the right side of the page is partially obscured by a large, empty rectangular box with rounded corners and a thick black border, intended for a drawing.

Creative Writing

This page is designed for creative writing. It features a series of horizontal lines for text, each consisting of a solid top line, a dashed middle line, and a solid bottom line. There are four such sets of lines on the left side of the page. On the right side, there is a large, empty rectangular box with rounded corners and a thick black border, intended for drawing or illustrations.

Creative Writing- Peer Edit

Find a peer in your class to read your story and edit it to strengthen the writing and story.

The peer should answer the following questions:

What questions do I have about the main character?

What questions do I have about the setting?

Peer Edit- Rewrite

Now that your story has been written and edited by a peer, write the story again using some of the suggestions from your peer, making sure to include any answers to their questions where appropriate. Don't forget to strengthen the illustrations to support the text.

The page contains ten sets of primary-ruled lines for writing. Each set consists of a solid top line, a dashed midline, and a solid bottom line. On the right side of the page, there is a large, empty rounded rectangular box with a thick black border, intended for drawing illustrations that support the text.

Peer Edit- Rewrite

The worksheet is designed for a peer editing and rewriting activity. It begins with the title "Peer Edit- Rewrite" at the top. Below the title, there are four sets of horizontal lines for writing, each consisting of a solid top line, a dashed middle line, and a solid bottom line. On the right side, there is a large, empty rectangular box with rounded corners and a thick black border, intended for a final rewrite or feedback.

About a Character

Choose a famous person from the back of the book. Research about them and find out facts. Write them here.

something you learned

character name

draw a picture

something they loved

something they said

why they were famous

Research Writing

Find another book about being proud.
Describe how it is the same and
different from "I Will Always Be
Proud of You".

Name of Book


SAME

DIFFERENT

Text to Self Connection

Write about a time you created something with music. Draw a picture to match.


Handwriting practice lines consisting of solid top and bottom lines with a dashed middle line. There are ten sets of these lines stacked vertically.



Text to Self Connection

Write about a time you protected an animal. Draw a picture to match.


Handwriting practice lines consisting of solid top and bottom lines with a dashed middle line. There are ten sets of these lines stacked vertically.



Text to Self Connection

Write about a piece of art you were proud to make. Draw a picture to match.


Handwriting practice lines consisting of solid top and bottom lines with a dashed midline, repeated ten times.



Text to Self Connection

Write about a time you cooked something. Draw a picture to match.


Handwriting practice lines consisting of solid top and bottom lines with a dashed middle line. There are ten sets of these lines stacked vertically.



Text to Self Connection

Write about a time that you saved the day. Draw a picture to match.

Handwriting practice lines consisting of solid top and bottom lines with a dashed midline for letter height guidance. There are ten rows of these lines.




Text to Self Connection

Write about a time you were sick and how you got healthy again.

Draw a picture to match.

Handwriting practice area consisting of ten sets of horizontal lines. Each set includes a solid top line, a dashed middle line, and a solid bottom line, providing a guide for letter height and placement.




Text to Self Connection

Write about a time you cared for someone else that was sick.

Draw a picture to match.


Handwriting practice lines consisting of solid top and bottom lines with a dashed midline. There are ten sets of these lines stacked vertically.



Text to Self Connection

Write about a time you empowered somebody. Draw a picture to match.

Handwriting practice area consisting of 10 sets of horizontal lines. Each set includes a solid top line, a dashed middle line, and a solid bottom line.




Text to Self Connection

Write about a time you showed someone kindness.

Draw a picture to match.


Handwriting practice area consisting of ten sets of horizontal lines. Each set includes a solid top line, a dashed middle line, and a solid bottom line, providing a guide for letter height and placement.



Text to Self Connection

Write about a time you built something out of garbage
(an empty box, bubble wrap, toilet paper rolls). Draw a picture to match.


Handwriting practice area consisting of 10 sets of horizontal lines. Each set includes a solid top line, a dashed middle line, and a solid bottom line.



Text to Self Connection

Write about how you have made a healthy Earth. Draw a picture to match.


Handwriting practice lines consisting of solid top and bottom lines with a dashed middle line. There are ten sets of these lines stacked vertically.



Text to Self Connection

Write about what you think is waiting in the stars. Draw a picture to match.

Handwriting practice area consisting of ten sets of horizontal lines. Each set includes a solid top line, a dashed middle line, and a solid bottom line.




Text to Self Connection

Write about what you think a world on Mars would look like.

Draw a picture to match.


Handwriting practice area consisting of 10 sets of horizontal lines. Each set includes a solid top line, a dashed middle line, and a solid bottom line.



Text to Self Connection

Write about something that is your passion. Draw a picture to match.


Handwriting practice area consisting of 10 sets of horizontal lines. Each set includes a solid top line, a dashed middle line, and a solid bottom line.



Text to Self Connection

Write about a time you reached your dreams. Draw a picture to match.


Handwriting practice lines consisting of solid top and bottom lines with a dashed middle line. There are ten sets of these lines stacked vertically.



Text to Self Connection


Write about something you were proud of. Draw a picture to match.

Handwriting practice lines consisting of solid top and bottom lines with a dashed middle line. There are ten sets of these lines stacked vertically.



I am Proud

What is something that you are proud of?




Write a letter to someone that you love telling them why you are proud of them.

The page contains ten sets of horizontal lines for writing. Each set is composed of three lines: a solid top line, a dashed middle line, and a solid bottom line. These lines are spaced evenly down the page to provide a guide for letter height and placement.

Critical Thinking Questions

Why do you think the boy is riding on a butterfly in, "One day, I know you'll spread your wings, and then you will fly free."? What does it mean to spread your wings? Draw your own picture of this.

Handwriting practice lines consisting of solid top and bottom lines with a dashed middle line. There are 10 sets of these lines.




Critical Thinking Questions

Why do you think the child is pointing to shapes in, "Perhaps you will empower kids to be all they can be."?

Draw a picture of how you can empower others.

Handwriting practice lines consisting of 10 sets of three horizontal lines (top solid, middle dashed, bottom solid).




Critical Thinking Questions

What do you think the child is doing in, "Or pioneer clean energy to make a healthy Earth."?

Draw a picture of how you can help make a healthy Earth.

Handwriting practice lines consisting of solid top and bottom lines with a dashed middle line. There are 10 sets of these lines.



LANGUAGE



proud



feeling happy or
respect for
something you did

love



very strong
affection for
someone

wondrous



excellent, great,
marvelous, or
wonderful

wise



the trait of having
knowledge & experience
to make good choices

protect



to guard something

mammals



a type of animal
that has hair and
doesn't lay eggs

captivate



to get and hold
someone's attention

stunning



very beautiful
or excellent

delightful



enjoyable and
very good

warm



to have a good
feeling; or to be a
little bit hot

rush



to move fast

save



to protect from
danger

nurse



to help take care of
someone who is sick

health



being well in your
mind, body, or spirit

care



to be concerned
or to look out
for someone

aid



to give help or
support

athlete



a person trained
in a sport

coach

someone who trains
athletes, performers,
or artists



empower



to give power or
inner strength to
another person

creature



something that
is alive

discover



to find something
that was unknown

cure



to get rid of an
illness or to make
healthy again

kindness



the trait of being
caring and helpful

value



to be important

waste



something that has
no use or value

worth



usefulness,
importance, or value

pioneer



to be the first to
do something new

energy



a source of power
to create an activity

passion



a powerful love

strive



to try really hard
towards a goal

happiness






a feeling of
being happy

Vocabulary Sort

NOUNS

VERBS

ADJECTIVES

A large, empty rectangular box with a black border, intended for sorting nouns.A large, empty rectangular box with a black border, intended for sorting verbs.A large, empty rectangular box with a black border, intended for sorting adjectives.

proud

love

wondrous

wise

protect

mammals

captivate

stunning

delightful

pioneer

rush

health

aid


athlete

kindness


discover

Definition Hunt


PICK A WORD



WHAT DO YOU
THINK IT MEANS?



FIND THE DEFINITION
IN THE DICTIONARY



Pick a word that you learned from the book.

Write it in a sentence.

Handwriting practice lines consisting of solid top and bottom lines with a dashed midline for letter height guidance. There are ten sets of these lines provided for writing a sentence.

Draw it in a picture.

A large, empty rectangular area with rounded corners, intended for drawing a picture of the chosen word.

Synonyms

READ THE
WORD

grow

protect

most

healthy

waste


WRITE A SYNONYM

WRITE ANOTHER
SYNONYM

Practicing Adjectives

Use adjectives to describe each dog.







Practicing Verbs

Use verbs to describe the movement happening in each picture.







Practicing Nouns

Use nouns to write the person, place, or thing in each picture.







Practicing Adverbs

Use adverbs to further describe the action in each picture.



They danced.



He swam.



He slept.

If you have a suggestion to improve this teaching guide,
we'd love to hear from you. Contact us at www.piccopuppy.com.

If you'd like to share this teaching guide on social media,
please refer them to www.piccopuppy.com and tag @piccopuppy.

For more teaching guides for our books, visit www.piccopuppy.com.

Enter our Monthly Giveaway for a chance to win a hardcover, every month!

www.piccopuppy.com