



# Elephant Table



# Parts

---



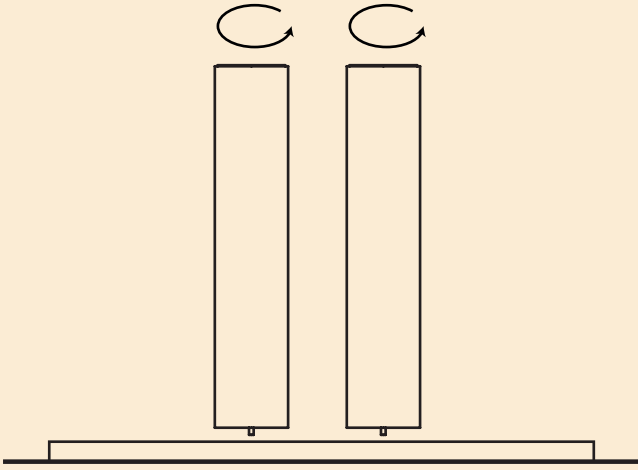
1 x table top veneer



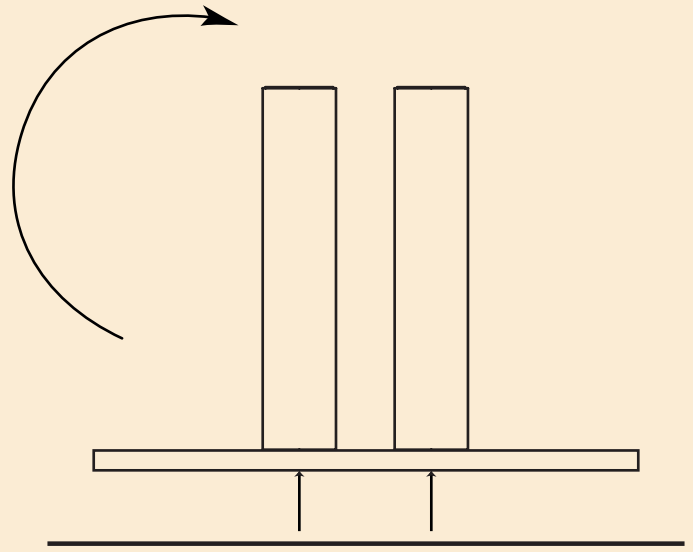
4 x legs


# Assembly Instruction

! Before assembly read through instructions turowly !

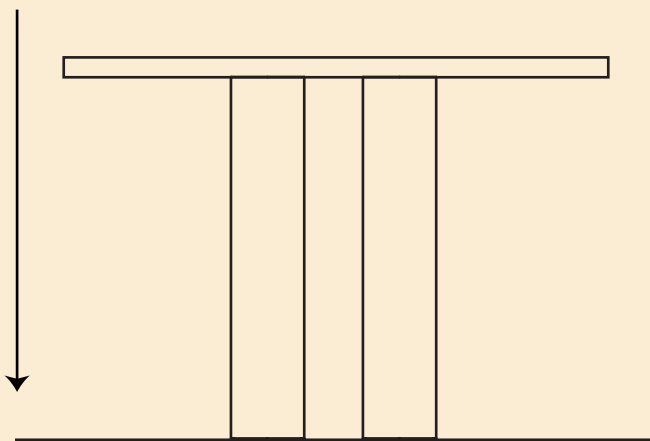


1. Put the table top on a plain and soft surface with bottom side up. A tip is to use the cardboard box that comes with the product.
2. Screw the legs into the top support at a 90 degree angle. Screw until the legs fastens, but do not use to much force.

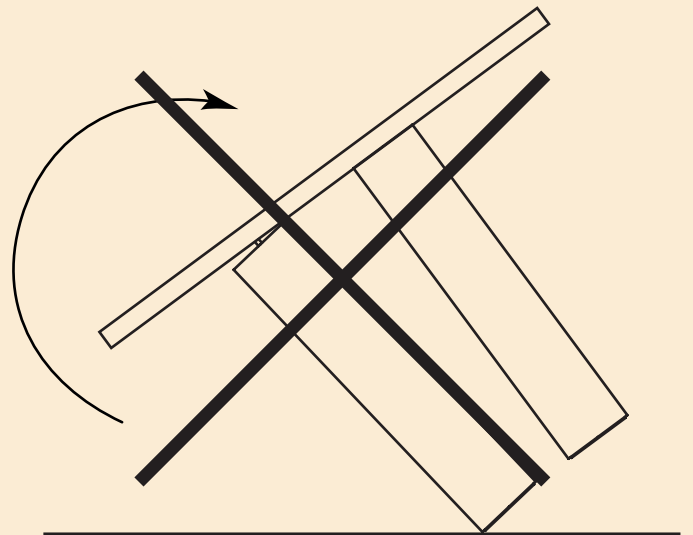


Two people requiered + 

3. Lift the table straight up by holding the table top.
4. Turn the table 180 degrees. Do not lean the table legs towards the floor while turning.



5. Lower the table straight down to the floor.



**!!IMPORTANT!** Do not lean the table legs towards the floor while turning the table.

# Care and Maintenance

---

## Caution

With a little care you can prolong the life of your furniture. Follow the instructions to make sure that it stays in the best shape for as long as possible. The information below is intended as a general guideline.

Always remove stains quickly before they can do any permanent damage to the furniture.

When you move your furniture, make sure you lift it rather than pulling or pushing it to avoid damaging the floor, legs and mountings.

Avoid improper use such as standing on the table.

Use coasters under damp or hot objects to avoid permanent stains.

Be careful not to scratch or damage the surface with sharp objects.

## Legs

Wipe with a clean cloth wrung in water or in a solution of water and a neutral detergent. Remove soap residue immediately using a clean, dry cloth.

Avoid using scouring cream or scouring pads, as they may scratch the surface.

Do not use solvents as they may have an adverse effect on the coating.

Never use acetic acid or citric acid.

In the event of lime deposits on the surface use a clean, damp cloth wrung in lukewarm water with one part vinegar to nine parts water and avoid scrubbing as this may scratch the surface.

## Table Top

Wipe with a soft cloth. Use a pH-neutral cleaner, such as an ounce of dish soap in a gallon of warm water.

Dust frequently.