

Fuse modular terminal block - UT 4-L/HESI (5X20) - 3214325

Please be informed that the data shown in this PDF Document is generated from our Online Catalog. Please find the complete data in the user's documentation. Our General Terms of Use for Downloads are valid (<http://phoenixcontact.com/download>)



Fuse modular terminal block, fuse type: Glass / ceramics / ..., connection method: Screw connection, cross section: 0.14 mm²- 6 mm², AWG: 26 - 10, nominal current: 28 A, nom. voltage: 500 V, width: 6.2 mm, fuse type: G / 5 x 20, mounting type: NS 35/7,5, NS 35/15, color: black



Key Commercial Data

Packing unit	1 pc
Minimum order quantity	50 pc
GTIN	 4 046356 909402
GTIN	4046356909402
Weight per Piece (excluding packing)	32.800 g
Custom tariff number	85369095
Country of origin	Poland

Technical data

General

Note	The current is determined by the fuse used, the voltage by the selected LED. If the fuse is faulty, the downstream circuit will not be disconnected.
Number of levels	2
Number of connections	4
Nominal cross section	4 mm ²
Color	black
Insulating material	PA
Flammability rating according to UL 94	V0
Maximum power dissipation for nominal condition	0.9 W (the value is multiplied when connecting multiple levels)
Fuse	G / 5 x 20

Fuse modular terminal block - UT 4-L/HESI (5X20) - 3214325

Technical data

General

Fuse type	Glass / ceramics / ...
Rated surge voltage	6 kV
Degree of pollution	3
Overvoltage category	III
Insulating material group	I
Maximum power dissipation	max. 1.6 W (with single arrangement of the fuse terminal block in the event of overload)
	max. 1.6 W (With interconnected arrangement of several fuse terminal blocks in the event of overload)
	max. 4 W (with single arrangement of the fuse terminal block in the event of a short-circuit)
	max. 2.5 W (With interconnected arrangement of several fuse terminal blocks in the event of a short-circuit)
Connection in acc. with standard	IEC 60947-7-1 / IEC 60947-7-3
Maximum load current	36 A (with 6 mm ² conductor cross section)
Nominal current I _N	28 A (with 4 mm ² conductor cross section)
Nominal voltage U _N	500 V
Connection in acc. with standard	IEC 60947-7-1 / IEC 60947-7-3
Maximum load current (upper level)	6.3 A (the current is determined by the fuse used)
Nominal current I _N (upper level)	6.3 A
Nominal voltage U _N	500 V (the voltage is determined by the fuse used)
Rated operating voltage	250 V
Open side panel	No
Shock protection test specification	DIN EN 50274 (VDE 0660-514):2002-11
Back of the hand protection	guaranteed
Finger protection	guaranteed
Oscillation, broadband noise test result	Test passed
Test specification, oscillation, broadband noise	DIN EN 50155 (VDE 0115-200):2008-03
Test spectrum	Service life test category 1, class B, body mounted
Test frequency	f ₁ = 5 Hz to f ₂ = 150 Hz
ASD level	0.964 (m/s ²) ² /Hz
Acceleration	0.58 g
Test duration per axis	5 h
Test directions	X-, Y- and Z-axis
Shock test result	Test passed
Test specification, shock test	DIN EN 50155 (VDE 0115-200):2008-03
Shock form	Half-sine
Acceleration	5g

Fuse modular terminal block - UT 4-L/HESI (5X20) - 3214325

Technical data

General

Shock duration	30 ms
Number of shocks per direction	3
Test directions	X-, Y- and Z-axis (pos. and neg.)
Relative insulation material temperature index (Elec., UL 746 B)	130 °C
Temperature index of insulation material (DIN EN 60216-1 (VDE 0304-21))	130 °C
Static insulating material application in cold	-60 °C
Behavior in fire for rail vehicles (DIN 5510-2)	Test passed
Flame test method (DIN EN 60695-11-10)	V0
Oxygen index (DIN EN ISO 4589-2)	>32 %
NF F16-101, NF F10-102 Class I	2
NF F16-101, NF F10-102 Class F	2
Surface flammability NFPA 130 (ASTM E 162)	passed
Specific optical density of smoke NFPA 130 (ASTM E 662)	passed
Smoke gas toxicity NFPA 130 (SMP 800C)	passed
Calorimetric heat release NFPA 130 (ASTM E 1354)	28 MJ/kg
Fire protection for rail vehicles (DIN EN 45545-2) R22	HL 1 - HL 3
Fire protection for rail vehicles (DIN EN 45545-2) R23	HL 1 - HL 3
Fire protection for rail vehicles (DIN EN 45545-2) R24	HL 1 - HL 3
Fire protection for rail vehicles (DIN EN 45545-2) R26	HL 1 - HL 3

Dimensions

Width	6.2 mm
Length	92.7 mm
Height NS 35/7,5	88.9 mm
Height NS 35/15	96.4 mm

Connection data

Conductor cross section solid min.	0.14 mm ²
Conductor cross section solid max.	6 mm ²
Conductor cross section flexible min.	0.14 mm ²
Conductor cross section flexible max.	6 mm ²
Conductor cross section AWG min.	26
Conductor cross section AWG max.	10
Conductor cross section flexible, with ferrule without plastic sleeve min.	0.14 mm ²
Conductor cross section flexible, with ferrule without plastic sleeve max.	4 mm ²
Conductor cross section flexible, with ferrule with plastic sleeve min.	0.14 mm ²
Conductor cross section flexible, with ferrule with plastic sleeve max.	4 mm ²
2 conductors with same cross section, solid min.	0.14 mm ²

Fuse modular terminal block - UT 4-L/HESI (5X20) - 3214325

Technical data

Connection data

2 conductors with same cross section, solid max.	1.5 mm ²
2 conductors with same cross section, stranded min.	0.14 mm ²
2 conductors with same cross section, stranded max.	1.5 mm ²
2 conductors with same cross section, stranded, ferrules without plastic sleeve, min.	0.14 mm ²
2 conductors with same cross section, stranded, ferrules without plastic sleeve, max.	1.5 mm ²
2 conductors with same cross section, stranded, TWIN ferrules with plastic sleeve, min.	0.5 mm ²
2 conductors with same cross section, stranded, TWIN ferrules with plastic sleeve, max.	1.5 mm ²
Connection method	Screw connection
Stripping length	9 mm
Internal cylindrical gage	A4
Screw thread	M3
Tightening torque, min	0.6 Nm
Tightening torque max	0.8 Nm

Standards and Regulations

Connection in acc. with standard	CUL
	IEC 60947-7-1 / IEC 60947-7-3
	IEC 60947-7-1 / IEC 60947-7-3
Flammability rating according to UL 94	V0
Fire protection for rail vehicles (DIN EN 45545-2) R22	HL 1 - HL 3
Fire protection for rail vehicles (DIN EN 45545-2) R23	HL 1 - HL 3
Fire protection for rail vehicles (DIN EN 45545-2) R24	HL 1 - HL 3
Fire protection for rail vehicles (DIN EN 45545-2) R26	HL 1 - HL 3

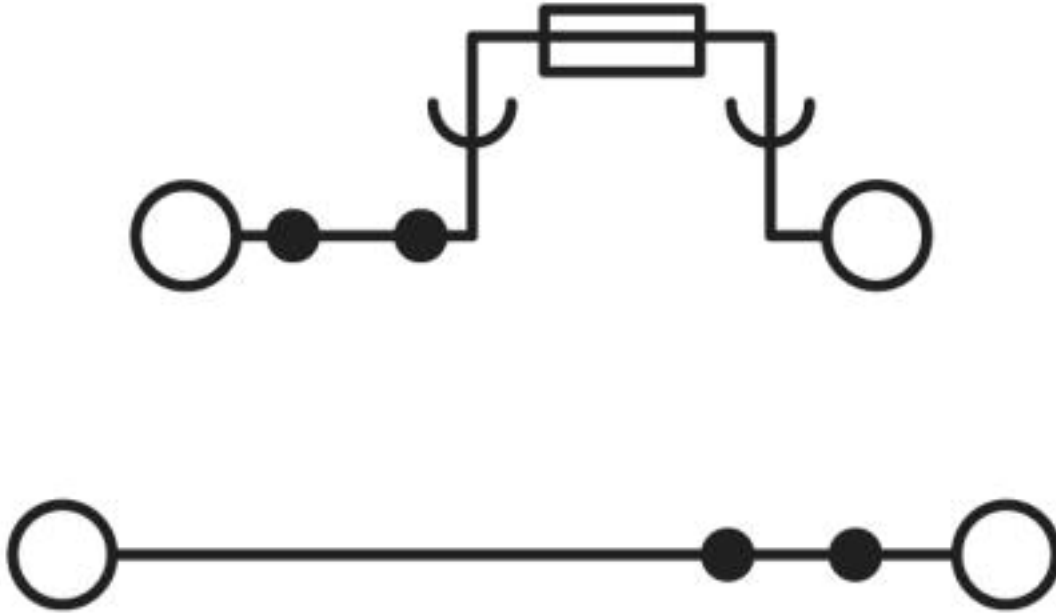
Environmental Product Compliance

	Lead 7439-92-1
China RoHS	Environmentally Friendly Use Period = 50
	For details about hazardous substances go to tab "Downloads", Category "Manufacturer's declaration"

Drawings

Fuse modular terminal block - UT 4-L/HESI (5X20) - 3214325

Circuit diagram



Classifications

eCl@ss

eCl@ss 4.0	27141100
eCl@ss 4.1	27141100
eCl@ss 5.0	27141100
eCl@ss 5.1	27141100
eCl@ss 6.0	27141100
eCl@ss 7.0	27141116
eCl@ss 8.0	27141116
eCl@ss 9.0	27141116

ETIM

ETIM 4.0	EC000901
ETIM 5.0	EC000899
ETIM 6.0	EC000899
ETIM 7.0	EC000899

UNSPSC

UNSPSC 13.2	39121410
-------------	----------

Fuse modular terminal block - UT 4-L/HESI (5X20) - 3214325

Approvals

Approvals


Approvals


CSA / UL Recognized / cUL Recognized / EAC / cULus Recognized


Ex Approvals


IECEx / ATEX / UL Recognized / cUL Recognized / cULus Recognized

Approval details

CSA		http://www.csagroup.org/services-industries/product-listing/	13631
	B	C	
Nominal voltage UN	300 V	300 V	
Nominal current IN	16 A	16 A	
mm ² /AWG/kcmil	26-10	26-10	

UL Recognized		http://database.ul.com/cgi-bin/XYV/template/LISEXT/1FRAME/index.htm	FILE E 60425
	B	C	
Nominal voltage UN	300 V	300 V	
Nominal current IN	16 A	16 A	
mm ² /AWG/kcmil	26-10	26-10	

cUL Recognized		http://database.ul.com/cgi-bin/XYV/template/LISEXT/1FRAME/index.htm	FILE E 60425
	B	C	
Nominal voltage UN	300 V	300 V	
Nominal current IN	16 A	16 A	
mm ² /AWG/kcmil	26-10	26-10	

EAC		RU C- DE.A*30.B.01742
-----	---	--------------------------

Fuse modular terminal block - UT 4-L/HESI (5X20) - 3214325

Approvals

cULus Recognized

