



IIoT Series

Edge Computing & Smart Manufacturing

1

cMT X Series IIoT Edge Computing


A major HMI upgrade that not only retains features of the predecessors but also integrates OT with the IIoT.

HMI

- ▶ Retains all key features of the predecessors.
- ▶ Supports more than 300 major PLC drivers. / Excellent computation and communication capability.
- ▶ EasyAccess 2.0 provides remote HMI Management and pass-through capacities.
- ▶ Revamped Web interface allows for HMI screen access and log viewing with only a web browser, plus enhanced security with encrypted data transmission.
- ▶ The enhanced CPU/GPU power of the quad-core processor ensures smooth operation of HMI project without delay, even with CODESYS running at the same time.
- ▶ HMI Program+PLC communication and CODESYS+ I/O module control runs on independent cores of the multi-core CPU, a cutting-edge proprietary technology.



Remote I/O



PLC

Supports Modbus, CANopen, EtherNet/IP and EtherCAT

300+ Protocols Supported

CODESYS

- ▶ CODESYS runs on an independent core (Optional).
- ▶ Supports Modbus, CANopen, EtherNet/IP and EtherCAT.
- ▶ Supports applications using I/O modules.

Features

- ▶ Built-in OPC UA Client / Server, certified by the OPC foundation.
- ▶ Modbus TCP/IP facilitates seamless integration with field devices.
- ▶ MQTT protocol, providing standard implementation as well as easy Cloud IIoT tool integration with AWS IoT, Microsoft Azure, and Google Cloud.
- ▶ Database feature supports MySQL and MS SQL systems, making applications like centralized recipe management or ERP integration feasible.



IIoT Platform




MQTT
OPC UA
Modbus

2 CMT G Series IloT Edge Gateway

Outstanding data processing and communication ability facilitate integration of different brands of PLCs with protocol standards like OPC UA / MQTT / Modbus TCP/IP.

Features

- ▶ Specializing in communication and data processing, cMT G Series can communicate with over 300 major PLC drivers and then transmit that data to IloT platforms using the most popular IloT protocols: OPC UA, MQTT and Modbus TCP/IP.
- ▶ Supports data log and event log synchronization to MySQL, MS SQL database servers.
- ▶ Built-in Web interface enables the use of web browser for tasks such as system setting, PLC communication parameter setting, data log and event log view, etc.
- ▶ The box shaped and 35mm DIN rail mountable design makes the model an easy fit in diverse settings.



300+ Protocols Supported



Modbus

MODBUS (TCP/IP) is a simple and common communication protocol used in industrial automation application.

MQTT

MQTT, an built-in IoT protocol standard, features lightweight message transport and publish/subscribe mechanism.

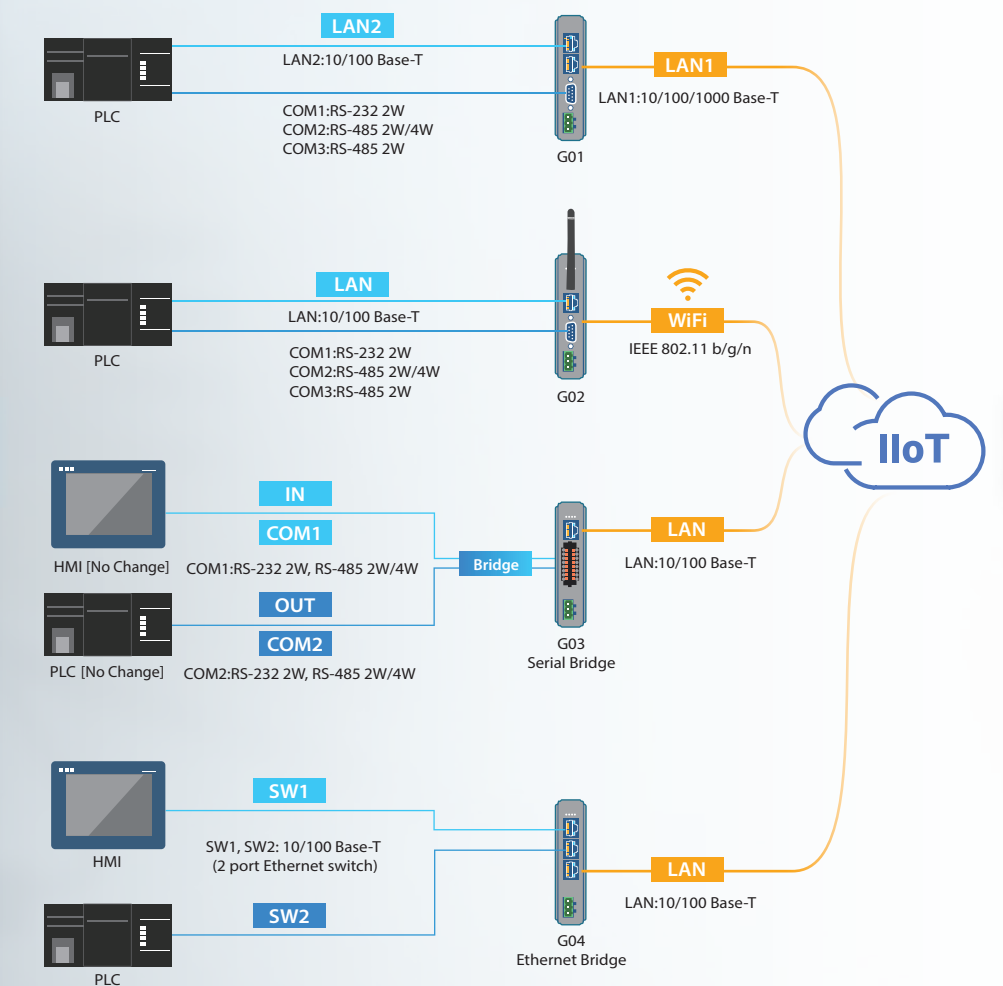
3 Major Industrial Communication Protocols



The built-in OPC UA is officially certified for compliance by the OPC Foundation. OPC UA is the key industrial communication protocol that is secure, open-source, and platform-dependent.

*The OPC Foundation compliance logos are the property of OPC Foundation and are used under license.

The Easier Bridge to IloT



3

cMT-CTRL+iR Series

IloT Gateway / Motion Control / Remote I/O

IloT



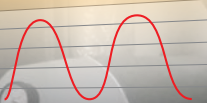
EasyBuilder Pro | CODESYS

cMT-CTRL01

An IloT Programmable Logic Controller that integrates CODESYS and Gateway.

Heater Portion Valve

SV 41.19 °C
PV 41.12 °C



iR Series

EtherCAT

- ▶ Communication couplers: Modbus TCP/IP, CANopen, EtherNet/IP™, and EtherCAT.
- ▶ iR-PU01-P Motion Control Module.
- ▶ iR Digital / Analog IO Modules.
- ▶ iR-AI04-TR Temperature Module.

* CODESYS® is a trademark of 3S-Smart Software Solutions GmbH.

* EtherNet/IP is a trademark of ODVA, Inc.

* EtherCAT® is a registered trademark and patented technology, licensed by Beckhoff Automation GmbH, Germany

- ▶ Dual Ethernet ports and RS-232/485 serial ports with communication support more than 300 major PLC drivers.
- ▶ In compliance with IEC 61131-3 standard, CODESYS supports multiple languages such as FBD/LD/IL/ST/SFC/CFC.
- ▶ With built-in Modbus TCP/IP Gateway, cMT-CTRL01 supports the protocols used by over 300 major PLC drivers.
- ▶ OPC UA and MQTT, being widely accepted standards, enable data upload from on-site devices to IloT datacenter.
- ▶ Supports synchronization of sampled data and event log to SQL database.

4

HMI with External Touch Monitor / TV of Your Own Choice

Features




- ▶ Built-in HDMI interface and adjustable resolution up to 1920x1080
- ▶ Supports customized resolution for 16:9 / 4:3 LCD monitor
- ▶ Support wide input voltage range 24±20%VDC
- ▶ Support IloT Protocol: MQTT



cMT-FHDX-220

*The terms HDMI, HDMI High-Definition Multimedia Interface, and the HDMI Logo are trademarks or registered trademarks of HDMI Licensing Administrator, Inc.

cMT-FHDX-220 has inherits all the rich HMI functionality found in the series. Without touchscreen and LCD, this HDMI-enabled unit can work with screens of any size, so that screen size is no longer limited by the HMIs provided on the market. It can also allow touch control via USB connection.



cMT-iM21

Smart HMI

Monitor Mode
Up to 50 HMIs can be monitored simultaneously.

EasyLauncher / cMT Viewer

- ▶ cMT Viewer APP
- ▶ cMT Smart Monitor and Control - Monitor Mode
- ▶ Application Management - EasyLauncher

Windows10 IoT

Easy Launcher

cMT Viewer

Monitor Mode

cMT-iV & cMT-IPC

cMT Series realizes "One Machine to Multi-Screens" architecture that can flexibly suit diverse application. Both of them can run cMT Viewer to display the instant and historical data or operate cMT-SVR. Furthermore, Windows-based cMT-IPC can run third party applications.

cMT-SVR

cMT-SVR is equipped with COM port and dual Ethernet ports, enabling it to connect to controllers and efficiently perform arithmetic operations, or process data such as Recipes, Data Sampling, and Event/Data Log.

6 EasyAccess 2.0

« Factory Office »



1. Push Notification

- ▶ Get notified on the mobile phone, wherever you might be.




2. Pass-Through

- ▶ EasyAccess 2.0 can remotely debug or update devices without adjusting firewall settings.
- ▶ Tune or reprogram remote devices while using their original software.

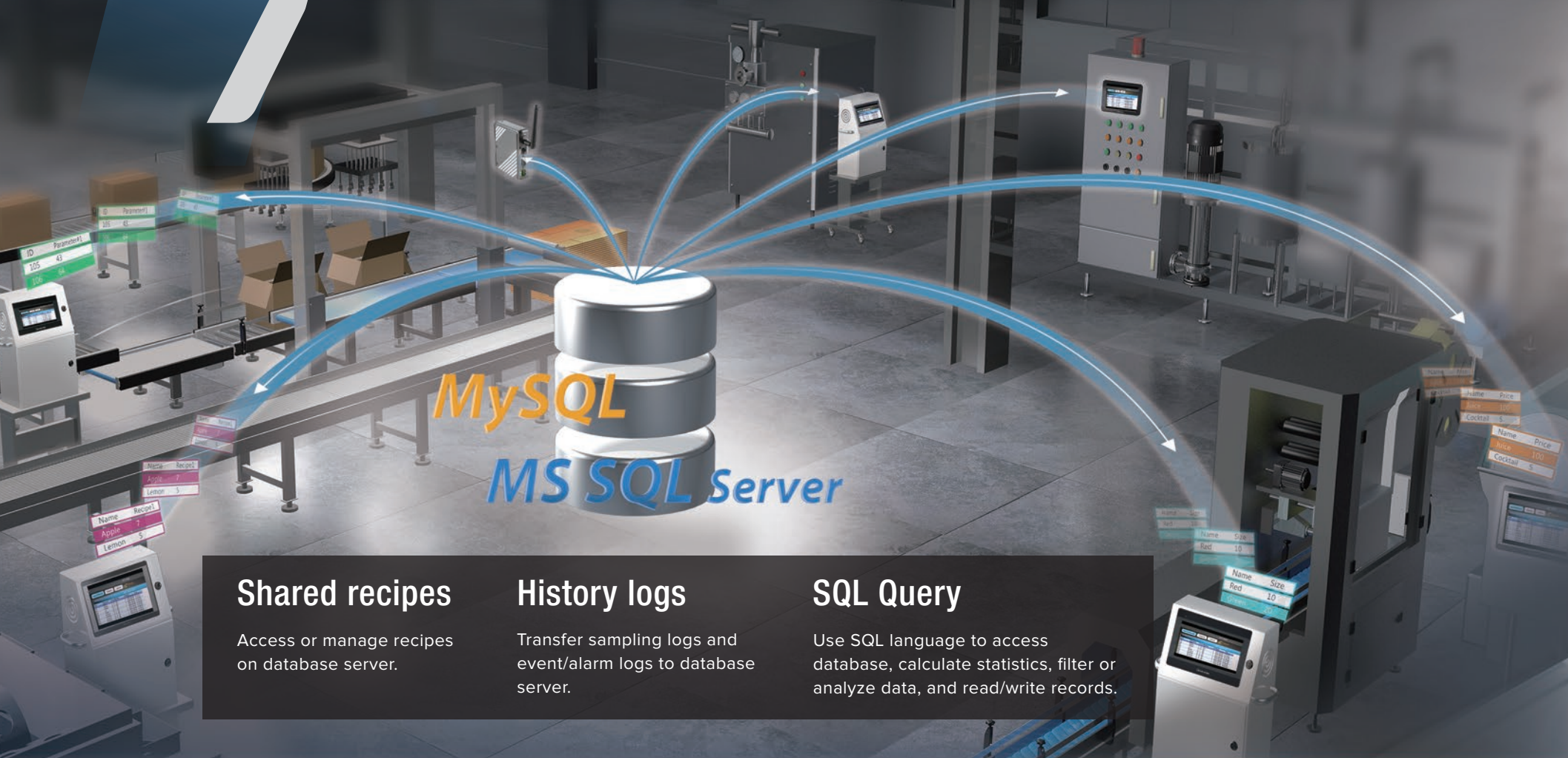
3. Remote Monitoring

- ▶ Monitor and control the remote machine with VNC or cMT Viewer. (available on PC/ iOS/ Android)



The HMI is not just for operating machines, collecting and managing data, but also plays a key role in IIoT as a Communication Gateway. The data in the device connected to HMI can be published to IIoT system.

7 Database Integration



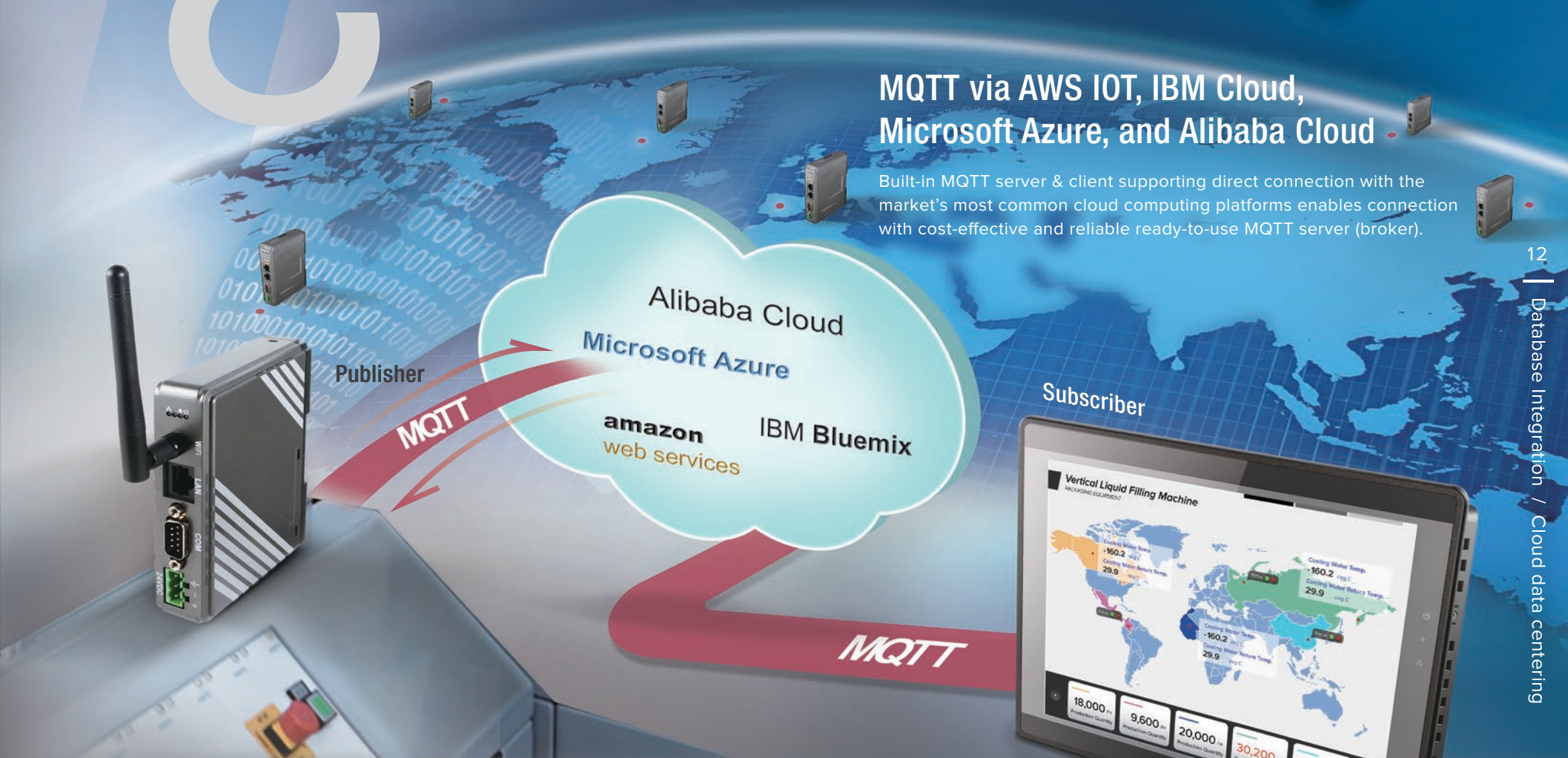
MySQL
MS SQL Server

- Shared recipes**
Access or manage recipes on database server.
- History logs**
Transfer sampling logs and event/alarm logs to database server.
- SQL Query**
Use SQL language to access database, calculate statistics, filter or analyze data, and read/write records.

Database Integration

HMIs can access data, records, or recipes from a database server directly. HMIs send SQL (Structured Query Language) queries to read or write database records. Built-in data samplings and event logs can also be synchronized automatically to database servers.

8 Cloud Data Centering



MQTT via AWS IOT, IBM Cloud, Microsoft Azure, and Alibaba Cloud

Built-in MQTT server & client supporting direct connection with the market's most common cloud computing platforms enables connection with cost-effective and reliable ready-to-use MQTT server (broker).

Alibaba Cloud
Microsoft Azure
amazon web services
IBM Bluemix

Publisher

Subscriber

MQTT

MQTT

* IBM, Bluemix and IBM Bluemix are trademarks of International Business Machines Corporation, registered in many jurisdictions worldwide.
* Amazon Web Services is a trademark of Amazon.com, Inc. or its affiliates in the United States and/or other countries.

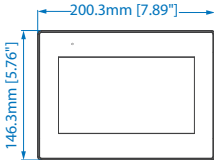
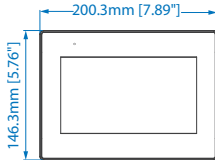
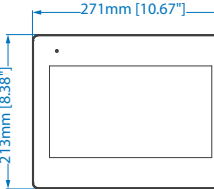
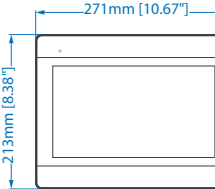
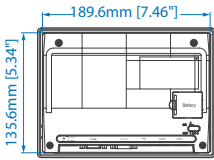
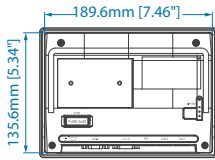
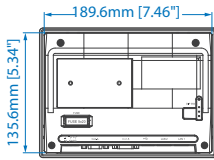
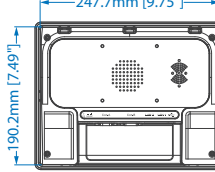
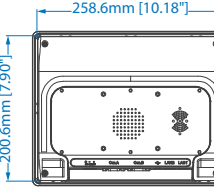
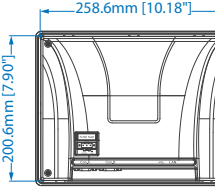
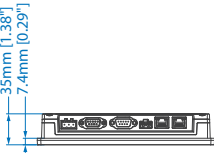
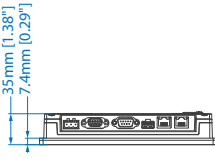
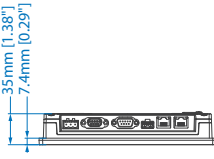
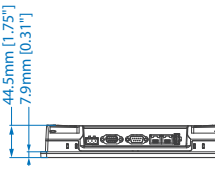
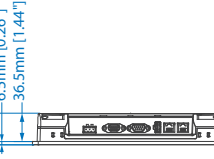
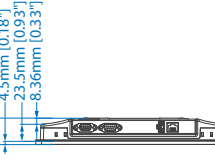
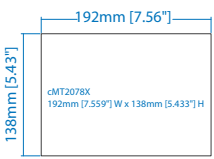
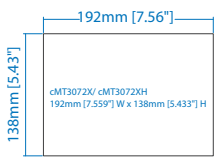
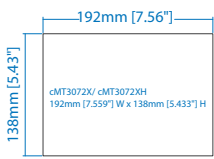
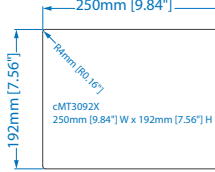
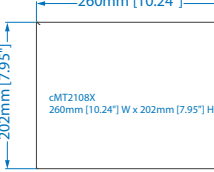
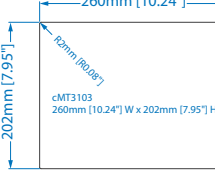
Specification



	Model	cMT2078X	cMT3072X	cMT3072XH	cMT3092X	cMT2108X	cMT3103	
Display	Display	7" TFT	7" TFT	7" IPS	9.7" TFT	10.1" TFT	10.1" TFT	
	Resolution	800 x 480	800 x 480	1024 x 600	1024 x 768	1024 x 600	1024 x 600	
	Brightness (cd/ m ²)	400	400	450	350	350	350	
	Contrast Ratio	800: 1	800: 1	800: 1	500:1	500:1	500:1	
	Backlight Type	LED	LED	LED	LED	LED	LED	
	Backlight Life Time	>30,000 hrs.	>30,000 hrs.	>25,000 hrs.	>30,000 hrs.	>50,000 hrs.	>50,000 hrs.	
	Colors	16.7M	16.7M	16.7M	262K	16.7M	16.7M	
	LCD Viewing Angle (T/B/L/R)	60/80/80/80	60/80/80/80	85/85/85/85	60/70/70/70	70/70/80/80	70/70/80/80	
Pixel Pitch (mm)	0.1926(H) x 0.179(V)	0.1926(H) x 0.179(V)	0.1506(H) x 0.1432(V)	0.192(H) x 0.192(V)	0.2175 (H) x 0.2088 (V)	0.2175(H) x 0.2088(V)		
Touch Panel	Type	4-wire Resistive Type	4-wire Resistive Type	4-wire Resistive Type	4-wire Resistive Type	4-wire Resistive Type	4-wire Resistive Type	
	Accuracy	Active Area Length(X)±2%, Width(Y)±2%	Active Area Length(X)±2%, Width(Y)±2%	Active Area Length(X)±2%, Width(Y)±2%	Active Area Length(X)±2%, Width(Y)±2%	Active Area Length(X)±2%, Width(Y)±2%	Active Area Length(X)±2%, Width(Y)±2%	
Memory	Flash	4 GB	4 GB	4 GB	4 GB	4 GB	4 GB	
	RAM	1 GB	1 GB	1 GB	1 GB	1 GB	1 GB	
Processor		Quad-core 64-bit RISC 1.5GHz	Quad-core 64-bit RISC 1.5GHz	Quad-core 64-bit RISC 1.5GHz	Quad-core 32-bit RISC 1.6GHz	Quad-core 32-bit RISC 1.6GHz	32-bit RISC 1GHz	
I/O Port	USB Host	USB 2.0 x 1	USB 2.0 x 1	USB 2.0 x 1	USB 2.0 x 1	USB 2.0 x 1	USB 2.0 x 1	
	Ethernet	LAN 1: 10/100 Base-T x 1 LAN 2: 10/100 Base-T x 1	LAN 1: 10/100 Base-T x 1 LAN 2: 10/100 Base-T x 1	LAN 1: 10/100 Base-T x 1 LAN 2: 10/100 Base-T x 1	LAN 1: 10/100/1000 Base-T x 1 LAN 2: 10/100 Base-T x 1	LAN 1: 10/100/1000 Base-T x 1 LAN 2: 10/100 Base-T x 1	LAN 1: 10/100/1000 Base-T x 1 LAN 2: 10/100 Base-T x 1	10/100 Base-T x 1
	Wi-Fi	N/A	N/A	N/A	N/A	N/A	N/A	IEEE 802.11 b/g/n 802.11b: max 19.25 dBm 802.11g: max 13.74 dBm 802.11n: max 15.01 dBm
	COM Port	Con.A: COM2 RS-485 2W/4W, COM3 RS-485 2W Con.B: COM1 RS-232 4W, COM3 RS-232 2W* MPI is not supported.	Con.A: COM2 RS-485 2W/4W, COM3 RS-485 2W, CAN Bus Con.B: COM1 RS-232 4W, COM3 RS-232 2W* MPI is not supported.	Con.A: COM2 RS-485 2W/4W, COM3 RS-485 2W, CAN Bus Con.B: COM1 RS-232 4W, COM3 RS-232 2W* MPI is not supported.	Con.A: COM2 RS-485 2W/4W, COM3 RS-485 2W, CAN Bus Con.B: COM1 RS-232 4W, COM3 RS-232 2W*	Con.A: COM2 RS-485 2W/4W, COM3 RS-485 2W, CAN Bus Con.B: COM1 RS-232 4W, COM3 RS-232 2W*	Con.A: COM2 RS-485 2W/4W, COM3 RS-485 2W Con.B: COM1 RS-232 4W, COM3 RS-232 2W* MPI is not supported.	Con.A: COM2 RS-485 2W/4W, COM3 RS-485 2W, CAN Bus Con.B: COM1/COM3 RS-232*
	CAN Bus	N/A	Yes	Yes	Yes	N/A	Yes	
	Audio Output	N/A	N/A	N/A	Built-in Mono Speaker	N/A	N/A	
RTC		Built-in	Built-in	Built-in	Built-in	Built-in	Built-in	
Power	Input Power	24±20%VDC	24±20%VDC	24±20%VDC	24±20%VDC	24±20%VDC	10.5~28VDC	
	Power Isolation	Built-in	Built-in	Built-in	Built-in	Built-in	Built-in	
	Power Consumption	820mA@24VDC	850mA@24VDC	850mA@24VDC	1A@24VDC	1A@24VDC	2A@12VDC ; 1A@24VDC	
	Voltage Resistance	500VAC (1 min.)	500VAC (1 min.)	500VAC (1 min.)	500VAC (1 min.)	500VAC (1 min.)	500VAC (1 min.)	
	Isolation Resistance	Exceed 50MΩ @ 500VDC	Exceed 50MΩ @ 500VDC	Exceed 50MΩ @ 500VDC	Exceed 50MΩ @ 500VDC	Exceed 50MΩ @ 500VDC	Exceed 50MΩ @ 500VDC	
	Vibration Endurance	10 to 25Hz (X, Y, Z direction 2G 30 minutes)	10 to 25Hz (X, Y, Z direction 2G 30 minutes)	10 to 25Hz (X, Y, Z direction 2G 30 minutes)	10 to 25Hz (X, Y, Z direction 2G 30 minutes)	10 to 25Hz (X, Y, Z direction 2G 30 minutes)	10 to 25Hz (X, Y, Z direction 2G 30 minutes)	
Specification	PCB Coating	Yes	Yes	Yes	Yes	Yes	Yes	
	Enclosure	Plastic	Plastic	Plastic	Plastic	Plastic	Plastic	
	Dimensions WxHxD	200.3 x 146.3 x 35.0 mm	200.3 x 146.3 x 35.0 mm	200.3 x 146.3 x 35.0 mm	260.6 x 203.1 x 44.5 mm	271 x 213 x 43 mm	271 x 213 x 36.4 mm	
	Panel Cutout	192 x 138 mm	192 x 138 mm	192 x 138 mm	250 x 192 mm	260 x 202 mm	260 x 202 mm	
	Weight	Approx. 0.6 kg	Approx. 0.6 kg	Approx. 0.6 kg	Approx. 1 kg	Approx. 1.2 kg	Approx. 1.07 kg	
	Mount	Panel mount	Panel mount	Panel mount	Panel mount, VESA mount 75 x 75 mm	Panel mount, VESA mount 75 x 75 mm	Panel mount	
Environment	Protection Structure	NEMA4 / IP66 Compliant Front Panel	UL Type 4X (indoor use only) / NEMA4 / IP66 Compliant Front Panel	UL Type 4X (indoor use only) / NEMA4 / IP66 Compliant Front Panel	UL Type 4X (indoor use only) / NEMA4 / IP66 Compliant Front Panel	NEMA4 / IP66 Compliant Front Panel	UL Type 4X (indoor use only) / NEMA4 / IP66 Compliant Front Panel	
	Storage Temperature	-20° ~ 60° C (-4° ~ 140° F)	-20° ~ 60° C (-4° ~ 140° F)	-20° ~ 60° C (-4° ~ 140° F)	-20° ~ 60° C (-4° ~ 140° F)	-20° ~ 60° C (-4° ~ 140° F)	-20° ~ 60° C (-4° ~ 140° F)	
	Operating Temperature	0° ~ 55° C (32° ~ 131° F)	0° ~ 55° C (32° ~ 131° F)	0° ~ 55° C (32° ~ 131° F)	0° ~ 50° C (32° ~ 122° F)	0° ~ 50° C (32° ~ 122° F)	0° ~ 50° C (32° ~ 122° F)	
	Relative Humidity	10% ~ 90% (non-condensing)	10% ~ 90% (non-condensing)	10% ~ 90% (non-condensing)	10% ~ 90% (non-condensing)	10% ~ 90% (non-condensing)	10% ~ 90% (non-condensing)	
Certificate	CE	CE marked	CE marked	CE marked	CE marked	CE marked	CE marked	
	UL		cULus Listed	cULus Listed	cULus Listed		cULus Listed	
Software		EasyBuilder Pro EasyAccess 2.0 (Optional) CODESYS (Optional)	EasyBuilder Pro EasyAccess 2.0 (Optional) CODESYS (Optional)	EasyBuilder Pro EasyAccess 2.0 (Optional) CODESYS (Optional)	EasyBuilder Pro Built-in EasyAccess 2.0 CODESYS (Optional)	EasyBuilder Pro EasyAccess 2.0 (Optional) CODESYS (Optional)	EasyBuilder Pro Built-in EasyAccess 2.0	

*cMT2078X/ cMT3072X/ cMT3072XH/ cMT3092X/ cMT2108X/ cMT3103: Only Tx & Rx (no RTS/CTS) may be used for COM1 RS-232 when COM3 RS-232 is also used.

Dimensions

cMT2078X	cMT3072X	cMT3072XH	cMT3092X	cMT2108X	cMT3103
 <p>200.3mm [7.89"] 146.3mm [5.76"]</p> <p>Front View</p>	 <p>200.3mm [7.89"] 146.3mm [5.76"]</p> <p>Front View</p>	 <p>200.3mm [7.89"] 146.3mm [5.76"]</p> <p>Front View</p>	 <p>260.6mm [10.26"] 203.1mm [8.00"]</p> <p>Front View</p>	 <p>271mm [10.67"] 213mm [8.38"]</p> <p>Front View</p>	 <p>271mm [10.67"] 213mm [8.38"]</p> <p>Front View</p>
 <p>189.6mm [7.46"] 135.6mm [5.34"]</p> <p>Rear View</p>	 <p>189.6mm [7.46"] 135.6mm [5.34"]</p> <p>Rear View</p>	 <p>189.6mm [7.46"] 135.6mm [5.34"]</p> <p>Rear View</p>	 <p>247.7mm [9.75"] 190.2mm [7.49"]</p> <p>Rear View</p>	 <p>258.6mm [10.18"] 200.6mm [7.90"]</p> <p>Rear View</p>	 <p>258.6mm [10.18"] 200.6mm [7.90"]</p> <p>Rear View</p>
 <p>35mm [1.38"] 7.4mm [0.29"]</p> <p>Bottom View</p>	 <p>35mm [1.38"] 7.4mm [0.29"]</p> <p>Bottom View</p>	 <p>35mm [1.38"] 7.4mm [0.29"]</p> <p>Bottom View</p>	 <p>44.5mm [1.75"] 7.9mm [0.31"]</p> <p>Bottom View</p>	 <p>43mm [1.69"] 6.5mm [0.26"] 36.5mm [1.44"]</p> <p>Bottom View</p>	 <p>36.4mm [1.43"] 4.5mm [0.18"] 23.5mm [0.93"] 8.36mm [0.33"]</p> <p>Bottom View</p>
 <p>192mm [7.56"] 138mm [5.43"]</p> <p>cMT2078X 192mm [7.559"] W x 138mm [5.433"] H</p> <p>Cutout Dimensions</p>	 <p>192mm [7.56"] 138mm [5.43"]</p> <p>cMT3072X, cMT3072XH 192mm [7.559"] W x 138mm [5.433"] H</p> <p>Cutout Dimensions</p>	 <p>192mm [7.56"] 138mm [5.43"]</p> <p>cMT3072X, cMT3072XH 192mm [7.559"] W x 138mm [5.433"] H</p> <p>Cutout Dimensions</p>	 <p>250mm [9.84"] 192mm [7.56"] 14mm [0.55"]</p> <p>cMT3092X 250mm [9.84"] W x 192mm [7.56"] H</p> <p>Cutout Dimensions</p>	 <p>260mm [10.24"] 202mm [7.95"]</p> <p>cMT2108X 260mm [10.24"] W x 202mm [7.95"] H</p> <p>Cutout Dimensions</p>	 <p>260mm [10.24"] 202mm [7.95"] 12mm [0.47"]</p> <p>cMT3103 260mm [10.24"] W x 202mm [7.95"] H</p> <p>Cutout Dimensions</p>

Specification



	Model	cMT2158X	cMT3152X	cMT3161X	cMT3162X	
Display	Display	15" IPS	15" IPS	15.6" IPS	15.6" IPS	
	Resolution	1024 x 768	1024 x 768	1920 x 1080	1920 x 1080	
	Brightness (cd/ m ²)	400	400	300	300	
	Contrast Ratio	1000: 1	1000: 1	800: 1	800: 1	
	Backlight Type	LED	LED	LED	LED	
	Backlight Life Time	> 50,000 hrs.	> 50,000 hrs.	> 30,000 hrs.	> 30,000 hrs.	
	Colors	16.2M	16.2M	16.2M	16.2M	
	LCD Viewing Angle (T/B/L/R)	89/89/89/89	89/89/89/89	89/89/89/89	89/89/89/89	
Pixel Pitch (mm)	0.297(H) x 0.297(V)	0.297(H) x 0.297(V)	0.17925(H) x 0.17925(V)	0.17925(H) x 0.17925(V)		
Touch Panel	Type	4-wire Resistive Type	Tempered Glass, Capacitive Type* Hardness Scale 7H	Tempered Glass, Capacitive Type* Hardness Scale 7H	Tempered Glass, Capacitive Type* Hardness Scale 7H	
	Accuracy	Active Area Length(X)±2%, Width(Y)±2%	N/A	N/A	N/A	
Memory	Flash	4 GB	4 GB	4 GB	4 GB	
	RAM	1 GB	1 GB	1 GB	1 GB	
Processor		Quad-core 32-bit RISC 1.6GHz	Quad-core 32-bit RISC 1.6GHz	Quad-core 32-bit RISC 1.6GHz	Quad-core 32-bit RISC 1.6GHz	
I/O Port	SD Card Slot	SD/SDHC	SD/SDHC	N/A	N/A	
	USB Host	USB 2.0 x 1	USB 2.0 x 1	USB 2.0 x 1	USB 2.0 x 1	
	Ethernet	LAN 1: 10/100/1000 Base-T x 1 LAN 2: 10/100 Base-T x 1	LAN 1: 10/100/1000 Base-T x 1 LAN 2: 10/100 Base-T x 1	LAN 1: 10/100/1000 Base-T x 1 LAN 2: 10/100 Base-T x 1	10/100 Base-T x 1	LAN 1: 10/100/1000 Base-T x 1 LAN 2: 10/100 Base-T x 1
		Wi-Fi	N/A	N/A	N/A	N/A
	COM Port	Con.A: COM1 RS-485 2W/4W, COM3 RS-485 2W Con.B: COM1 RS-232 4W, COM3 RS-232 2W* MPI is not supported.	Con.A: COM1 RS-485 2W/4W, COM3 RS-485 2W, CAN Bus Con.B: COM1 RS-232 4W, COM3 RS-232 2W*	Con.A: COM1 RS-485 2W/4W, COM3 RS-485 2W, CAN Bus Con.B: COM1 RS-232 4W, COM3 RS-232 2W*	Con.A: COM1 RS-485 2W/4W, COM3 RS-485 2W Con.B: COM1 RS-232 4W, COM3 RS-232 2W* MPI is not supported.	Con.A: COM1 RS-485 2W/4W, COM3 RS-485 2W, CAN Bus Con.B: COM1 RS-232 4W, COM3 RS-232 2W*
		RS-485 Dual Isolation	Yes	Yes	N/A	N/A
	CAN Bus	N/A	Yes	N/A	Yes	
	Audio Output	Built-in Mono Speaker Audio Line Out - 3.5 mm jack x 1	Built-in Mono Speaker Audio Line Out - 3.5 mm jack x 1	Built-in Mono Speaker	Built-in Mono Speaker	
	RTC		Built-in	Built-in	Built-in	
	Power	Input Power	24±20%VDC	24±20%VDC	24±20%VDC	24±20%VDC
Power Isolation		Built-in	Built-in	Built-in	Built-in	
Power Consumption		1.3A@24VDC	1.3A@24VDC	1.3A@24VDC	1.3A@24VDC	
Voltage Resistance		500VAC (1 min.)	500VAC (1 min.)	500VAC (1 min.)	500VAC (1 min.)	
Isolation Resistance		Exceed 50MΩ @ 500VDC	Exceed 50MΩ @ 500VDC	Exceed 50MΩ @ 500VDC	Exceed 50MΩ @ 500VDC	
Vibration Endurance		10 to 25Hz (X, Y, Z direction 2G 30 minutes)	10 to 25Hz (X, Y, Z direction 2G 30 minutes)	10 to 25Hz (X, Y, Z direction 2G 30 minutes)	10 to 25Hz (X, Y, Z direction 2G 30 minutes)	
PCB Coating		Yes	Yes	Yes	Yes	
Specification	Enclosure	Aluminum	Front bezel: Plastic, Rear Enclosure: Aluminum	Front bezel: Plastic, Rear Enclosure: Aluminum	Front bezel: Plastic, Rear Enclosure: Aluminum	
	Dimensions WxHxD	366 x 293 x 48.2mm	366 x 293 x 51.5 mm	400 x 263 x 27.6 mm	400 x 263 x 27.6 mm	
	Panel Cutout	352 x 279 mm	352 x 279 mm	384 x 247 mm	384 x 247 mm	
	Weight	Approx. 2.6 kg	Approx. 2.75 kg	Approx. 1.6 kg	Approx. 1.6 kg	
	Mount	Panel mount, VESA mount 75 x 75 mm	Panel mount, VESA mount 75 x 75 mm	Panel mount, VESA mount 100 x 100 mm	Panel mount, VESA mount 100 x 100 mm	
Environment	Protection Structure	NEMA4 / IP66 Compliant Front Panel	NEMA4 / IP66 Compliant Front Panel	NEMA4 / IP66 Compliant Front Panel	NEMA4 / IP66 Compliant Front Panel	
	Storage Temperature	-20° ~ 60° C (-4° ~ 140° F)	-20° ~ 60° C (-4° ~ 140° F)	-20° ~ 60° C (-4° ~ 140° F)	-20° ~ 60° C (-4° ~ 140° F)	
	Operating Temperature	0° ~ 50° C (32° ~ 122° F)	0° ~ 50° C (32° ~ 122° F)	0° ~ 50° C (32° ~ 122° F)	0° ~ 50° C (32° ~ 122° F)	
	Relative Humidity	10% ~ 90% (non-condensing)	10% ~ 90% (non-condensing)	10% ~ 90% (non-condensing)	10% ~ 90% (non-condensing)	
Certificate	CE	CE marked	CE marked	CE marked	CE marked	
	UL		cULus Listed		cULus Listed	
Software		EasyBuilder Pro EasyAccess 2.0 (Optional) CODESYS (Optional)	EasyBuilder Pro Built-in EasyAccess 2.0 CODESYS (Optional)	EasyBuilder Pro EasyAccess 2.0 (Optional)	EasyBuilder Pro EasyAccess 2.0 (Optional) CODESYS (Optional)	

*cMT2158X/ cMT3152X/ cMT3161X/ cMT3162X: Only Tx & Rx (no RTS/CTS) may be used for COM1 RS-232 when COM3 RS-232 is also used.

*cMT3152X/ cMT3161X/ cMT3162X: Supports multi-touch gestures.

*cMT3162X: Supports vibrational feedback.

Dimensions

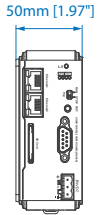
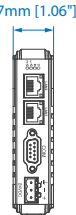
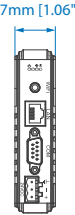
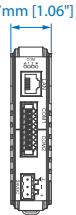
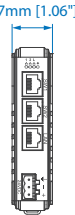
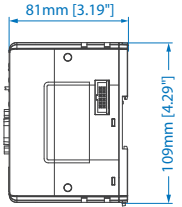
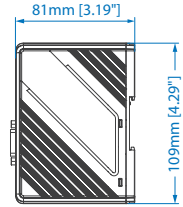
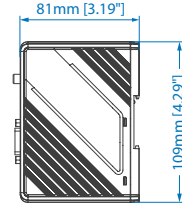
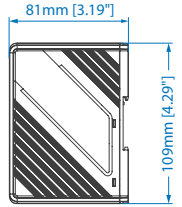
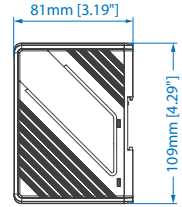
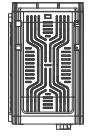









cMT2158X	cMT3152X	cMT3161X	cMT3162X
<p>366mm [14.41"] 293mm [11.54"]</p> <p>Front View</p>	<p>366mm [14.41"] 293mm [11.54"]</p> <p>Front View</p>	<p>400mm [15.75"] 263mm [10.35"]</p> <p>Front View</p>	<p>400mm [15.75"] 263mm [10.35"]</p> <p>Front View</p>
<p>350mm [13.78"] 277mm [10.91"]</p> <p>Rear View</p>	<p>350mm [13.78"] 277mm [10.91"]</p> <p>Rear View</p>	<p>382mm [15.03"] 245mm [9.64"] 100mm [3.94"]</p> <p>Rear View</p>	<p>382mm [15.03"] 245mm [9.64"] 100mm [3.94"]</p> <p>Rear View</p>
<p>48.2mm [1.90"] 24.2mm [0.95"] 6.7mm [0.26"] Panel-mounting clamp slots, 12 places</p> <p>Bottom View</p>	<p>51.5mm [2.03"] 27.6mm [1.09"] 9.6mm [0.38"] Panel-mounting clamp slots, 12 places</p> <p>Bottom View</p>	<p>24.9mm [0.98"] 15mm [0.59"] 27.6mm [1.09"]</p> <p>Bottom View</p>	<p>24.9mm [0.98"] 15mm [0.59"] 27.6mm [1.09"]</p> <p>Bottom View</p>
<p>352mm [13.86"] 279mm [10.98"]</p> <p>cMT2158X : 352mm [13.86"] W x 279mm [10.98"] H</p> <p>Cutout Dimensions</p>	<p>352mm [13.86"] 279mm [10.98"]</p> <p>cMT3152X : 352mm [13.86"] W x 279mm [10.98"] H</p> <p>Cutout Dimensions</p>	<p>384mm [15.12"] 247mm [9.72"]</p> <p>cMT3161X : 384mm [15.12"] W x 247mm [9.72"] H</p> <p>Cutout Dimensions</p>	<p>384mm [15.12"] 247mm [9.72"]</p> <p>cMT3162X : 384mm [15.12"] W x 247mm [9.72"] H</p> <p>Cutout Dimensions</p>

Specification



	Model	cMT-CTRL01	cMT-G01	cMT-G02	cMT-G03	cMT-G04
Memory	Flash	4 GB	256 MB	256 MB	256 MB	256 MB
	RAM	512 MB	256 MB	256 MB	256 MB	256 MB
	Data, Memory, Code	3 MB	N/A	N/A	N/A	N/A
	Retain area	16 KB (every minute) (Kept after reboots)	N/A	N/A	N/A	N/A
	Persistent area	16 KB (every minute) (Kept after downloads)	N/A	N/A	N/A	N/A
	File system	8MB	N/A	N/A	N/A	N/A
Processor		Dual-Core 32 bits RISC 1GHz	32-bit RISC 600MHz	32-bit RISC 600MHz	32-bit RISC 528MHz	32-bit RISC 528MHz
I/O Port	SD Card Slot	SD/SDHC	N/A	N/A	N/A	N/A
	Ethernet	Ethernet 1: 10/100/1000 Base-T x 1 Ethernet 2: 10/100 Base-T x 1	LAN 1: 10/100/1000 Base-T x 1 LAN 2: 10/100 Base-T x 1	10/100 Base-T x 1	10/100 Base-T x 1	LAN: 10/100 Base-T x 1 SW1, SW2: 10/100 Base-T x 1 (2 port Ethernet switch)
	Wi-Fi	N/A	N/A	IEEE 802.11 b/g/n 802.11b: max 15.88 dBm 802.11g: max 11.92 dBm 802.11n: max 11.28 dBm	N/A	N/A
	COM Port	COM1: RS-232 2W COM2: RS-485 2W/4W COM3: RS-485 2W	COM1: RS-232 2W COM2: RS-485 2W/4W COM3: RS-485 2W	COM1: RS-232 2W COM2: RS-485 2W/4W COM3: RS-485 2W	COM1: RS-232 2W, RS-485 2W/4W COM2: RS-232 2W, RS-485 2W/4W	N/A
	Local bus	iBus	N/A	N/A	N/A	N/A
CODESYS	Protocol	Modbus TCP/IP Master, EtherCAT Master	N/A	N/A	N/A	N/A
RTC		Built-in	Built-in	Built-in	Built-in	Built-in
Power	Input Power	24±20%VDC	24±20%VDC	10.5~28VDC	10.5~28VDC	10.5~28VDC
	Power Isolation	Built-in	Built-in	Built-in	Built-in	Built-in
	Current for Internal Bus	Max 2A@5VDC	N/A	N/A	N/A	N/A
	Current Consumption	550mA@5VDC	N/A	N/A	N/A	N/A
	Power Consumption	Nominal 310mA@24VDC	230mA@24VDC	230mA@12VDC ; 115mA@24VDC	300mA@12VDC ; 150mA@24VDC	270mA@12VDC ; 150mA@24VDC
	Voltage Resistance	500VAC (1 min.)	500VAC (1 min.)	500VAC (1 min.)	500VAC (1 min.)	500VAC (1 min.)
	Isolation Resistance	Exceed 50MΩ @ 500VDC	Exceed 50MΩ @ 500VDC	Exceed 50MΩ @ 500VDC	Exceed 50MΩ @ 500VDC	Exceed 50MΩ @ 500VDC
Vibration Endurance	10 to 25Hz (X, Y, Z direction 2G 30 minutes)	10 to 25Hz (X, Y, Z direction 2G 30 minutes)	10 to 25Hz (X, Y, Z direction 2G 30 minutes)	10 to 25Hz (X, Y, Z direction 2G 30 minutes)	10 to 25Hz (X, Y, Z direction 2G 30 minutes)	
Specification	PCB Coating	Yes	Yes	Yes	Yes	Yes
	Enclosure	Plastic	Plastic	Plastic	Plastic	Plastic
	Dimensions WxHxD	50 x 109 x 81 mm	27 x 109 x 81 mm	27 x 109 x 81 mm	27 x 109 x 81 mm	27 x 109 x 81 mm
	Weight	Approx. 0.24 kg	Approx. 0.14 kg	Approx. 0.14 kg	Approx. 0.14 kg	Approx. 0.14 kg
	Mount	35 mm DIN rail mounting	35 mm DIN rail mounting	35 mm DIN rail mounting	35 mm DIN rail mounting	35 mm DIN rail mounting
Environment	Protection Structure	IP20	IP20	IP20	IP20	IP20
	Storage Temperature	-20° ~ 70° C (-4° ~ 158° F)	-20° ~ 60° C (-4° ~ 140° F)	-20° ~ 60° C (-4° ~ 140° F)	-20° ~ 60° C (-4° ~ 140° F)	-20° ~ 60° C (-4° ~ 140° F)
	Operating Temperature	-10° ~ 50° C (14° ~ 122° F)	0° ~ 50° C (32° ~ 122° F)	0° ~ 50° C (32° ~ 122° F)	0° ~ 50° C (32° ~ 122° F)	0° ~ 50° C (32° ~ 122° F)
	Relative Humidity	10% ~ 90% (non-condensing)	10% ~ 90% (non-condensing)	10% ~ 90% (non-condensing)	10% ~ 90% (non-condensing)	10% ~ 90% (non-condensing)
Certificate	CE	CE marked	CE marked	CE marked	CE marked	CE marked
	UL	cULus Listed	cULus Listed	cULus Listed	cULus Listed	cULus Listed
Software		EasyBuilder Pro EasyAccess 2.0 (Optional) Built-in CODESYS	EasyBuilder Pro EasyAccess 2.0 (Optional)	EasyBuilder Pro EasyAccess 2.0 (Optional)	EasyBuilder Pro EasyAccess 2.0 (Optional)	EasyBuilder Pro EasyAccess 2.0 (Optional)

Dimensions

cMT-CTRL01	cMT-G01	cMT-G02	cMT-G03	cMT-G04
 <p>50mm [1.97"]</p>	 <p>27mm [1.06"]</p>	 <p>27mm [1.06"]</p>	 <p>27mm [1.06"]</p>	 <p>27mm [1.06"]</p>
Front View	Front View	Front View	Front View	Front View
 <p>81mm [3.19"]</p> <p>109mm [4.29"]</p>	 <p>81mm [3.19"]</p> <p>109mm [4.29"]</p>	 <p>81mm [3.19"]</p> <p>109mm [4.29"]</p>	 <p>81mm [3.19"]</p> <p>109mm [4.29"]</p>	 <p>81mm [3.19"]</p> <p>109mm [4.29"]</p>
Side View	Side View	Side View	Side View	Side View
				
Top View	Top View	Top View	Top View	Top View
				
Bottom View	Bottom View	Bottom View	Bottom View	Bottom View

Specification



	Model	cMT-SVR-100	cMT-SVR-102	cMT-SVR-200	cMT-SVR-202	cMT-FHDX-220	cMT-iM21
Display	Display	N/A		N/A	N/A	N/A	21.5" IPS
	Resolution	N/A		N/A	N/A	N/A	Full HD 1920 x 1080
	Brightness (cd/ m ²)	N/A		N/A	N/A	N/A	250
	Contrast Ratio	N/A		N/A	N/A	N/A	1000: 1
	Backlight Type	N/A		N/A	N/A	N/A	LED
	Backlight Life Time	N/A		N/A	N/A	N/A	> 50,000 hrs.
	Colors	N/A		N/A	N/A	N/A	16.7M
	LCD Viewing Angle (T/B/L/R)	N/A		N/A	N/A	N/A	89/89/89/89
	Pixel Pitch (mm)	N/A		N/A	N/A	N/A	0.2479 (H) x 0.2479 (V)
Touch Panel	Type	N/A		N/A	N/A	N/A	Tempered Glass, Capacitive Type (Supports 2-Finger Gestures) Hardness Scale 6H
Memory	Flash	256 MB		256 MB	4 GB	N/A	N/A
	RAM	256 MB		256 MB	1 GB	N/A	N/A
Processor		32-bit RISC 600MHz		32-bit RISC 600MHz	Quad-core 32-bit RISC 1.6GHz	N/A	N/A
I/O Port	SD Card Slot	SD/SDHC		SD/SDHC	N/A	N/A	N/A
	USB Host	USB 2.0 x 1		USB 2.0 x 1	USB 2.0 x 1	USB 2.0 x 1	USB 2.0 x 1
	USB Client	N/A		N/A	N/A	N/A	USB 2.0 x 1 (Micro USB)
	Ethernet	10/100/1000 Base-T x 2		10/100/1000 Base-T x 1	LAN 1: 10/100/1000 Base-T x 1 LAN 2: 10/100 Base-T x 1	N/A	N/A
	Wi-Fi	N/A		IEEE 802.11 b/g/n 802.11b: max 18.01 dBm 802.11g: max 11.02 dBm 802.11n: max 12.20 dBm	N/A	N/A	N/A
	COM Port	COM1: RS-232 COM2: RS-485 2W/4W COM3: RS-485 2W		COM1: RS-232 COM2: RS-485 2W/4W COM3: RS-485 2W	COM1: RS-232 COM2: RS-485 2W/4W COM3: RS-485 2W	N/A	N/A
	HDMI	N/A		N/A	Customizable (max. resolution 1920 x 1080)	Yes (Video Input)	
Recommended Resolutions (Please use these recommended screen resolutions to avoid compatibility issues.)	N/A		N/A	720x480 720x576 800x600 1024x768 1280x720 1366x768 1920x1080	N/A		
Audio Output	N/A		N/A	HDMI Audio Output	N/A		
RTC		Built-in		Built-in	Built-in	N/A	
Power	Input Power	24±20%VDC		10.5~28VDC	24±20%VDC	24±20%VDC	24±20%VDC
	Power Isolation	Built-in		Built-in	Built-in	Built-in	Built-in
	Power Consumption	230mA@24VDC		1000mA@12VDC ; 450mA@24VDC	850mA@24VDC	1.56A@24VDC	1.56A@24VDC
	Voltage Resistance	500VAC (1 min.)		500VAC (1 min.)	500VAC (1 min.)	500VAC (1 min.)	500VAC (1 min.)
	Isolation Resistance	Exceed 50MΩ @ 500VDC		Exceed 50MΩ @ 500VDC	Exceed 50MΩ @ 500VDC	Exceed 50MΩ @ 500VDC	Exceed 50MΩ @ 500VDC
	Vibration Endurance	10 to 25Hz (X, Y, Z direction 2G 30 minutes)		10 to 25Hz (X, Y, Z direction 2G 30 minutes)	10 to 25Hz (X, Y, Z direction 2G 30 minutes)	10 to 25Hz (X, Y, Z direction 2G 30 minutes)	10 to 25Hz (X, Y, Z direction 2G 30 minutes)
Specification	PCB Coating	Yes		Yes	Yes	Yes	Yes
	Enclosure	Plastic		Plastic	Plastic	Aluminum	Aluminum
	Dimensions WxHxD	27 x 130 x 115 mm		27 x 130 x 115 mm	29.8 x 130 x 115 mm	546 x 354 x 56.2 mm	546 x 354 x 56.2 mm
	Panel Cutout	N/A		N/A	N/A	532 x 340 mm	532 x 340 mm
	Weight	Approx. 0.18 kg		Approx. 0.18 kg	Approx. 0.24 kg	Approx. 4.9 kg	Approx. 4.9 kg
Environment	Mount	35 mm DIN rail mounting		35 mm DIN rail mounting	35 mm DIN rail mounting	Panel mount, VESA mount 100 x 100 mm	Panel mount, VESA mount 100 x 100 mm
	Protection Structure	IP20		IP20	IP20	NEMA4 / IP65 Compliant Front Panel*	NEMA4 / IP65 Compliant Front Panel*
	Storage Temperature	-20° ~ 70° C (-4° ~ 158° F)		-20° ~ 70° C (-4° ~ 158° F)	-20° ~ 60° C (-4° ~ 140° F)	-20° ~ 60° C (-4° ~ 140° F)	-20° ~ 60° C (-4° ~ 140° F)
	Operating Temperature	-20° ~ 55° C (-4° ~ 131° F)		-10° ~ 55° C (14° ~ 131° F)	0° ~ 50° C (32° ~ 122° F)	0° ~ 50° C (32° ~ 122° F)	0° ~ 50° C (32° ~ 122° F)
Relative Humidity	10% ~ 90% (non-condensing)		10% ~ 90% (non-condensing)	10% ~ 90% (non-condensing)	10% ~ 90% (non-condensing)	10% ~ 90% (non-condensing)	
Certificate	CE	CE marked		CE marked	CE marked	CE marked	CE marked
	UL	cULus Listed		cULus Listed	cULus Listed	cULus Listed	cULus Listed
Software		EasyBuilder Pro EasyAccess 2.0 (Optional)	EasyBuilder Pro Built-in EasyAccess 2.0	EasyBuilder Pro EasyAccess 2.0 (Optional)	EasyBuilder Pro Built-in EasyAccess 2.0	EasyBuilder Pro EasyAccess 2.0 (Optional) CODESYS (Optional)	N/A

*cMT-iM21: Protection Structure IP65 can be expected when waterproof gasket is properly installed.

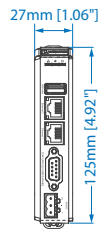
Dimensions

cMT-SVR100 / cMT-SVR102

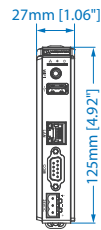
cMT-SVR-200 / cMT-SVR-202

cMT-FHDX-220

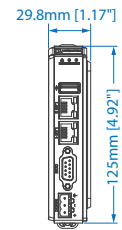
cMT-iM21



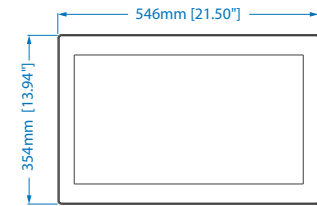
Front View



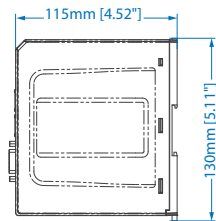
Front View



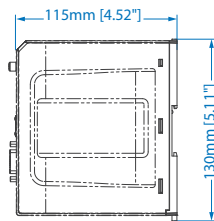
Front View



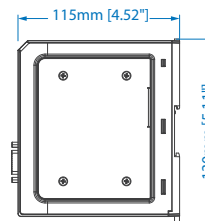
Front View



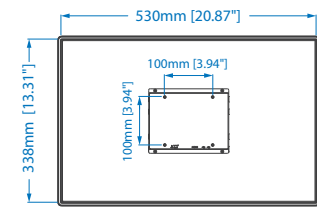
Side View



Side View



Side View



Rear View



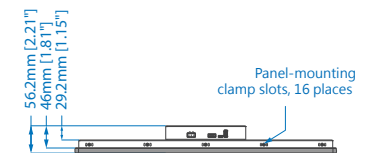
Top View



Top View



Top View



Bottom View



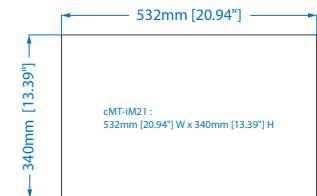
Bottom View



Bottom View



Bottom View



Cutout Dimensions

Specification



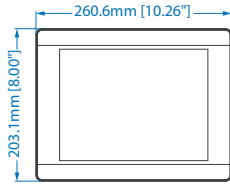
	Model	cMT-iV6	cMT-iPC10	cMT-iPC15
Display	Display	9.7" TFT	9.7" TFT	15" IPS
	Resolution	1024 x 768	1024 x 768	1024 x 768
	Brightness (cd/ m')	350	350	400
	Contrast Ratio	500: 1	500: 1	1000: 1
	Backlight Type	LED	LED	LED
	Backlight Life Time	> 30,000 hrs.	> 30,000 hrs.	> 50,000 hrs.
	Colors	262K	262K	16.2M
	LCD Viewing Angle (T/B/L/R)	60/70/70/70	60/70/70/70	89/89/89/89
	Pixel Pitch (mm)	0.192 (H) x 0.192 (V)	0.129 (H) x 0.129 (V)	0.297(H) x 0.297(V)
Touch Panel	Type	4-wire Resistive Type	4-wire Resistive Type	4-wire Resistive Type
	Accuracy	Active Area Length(X)±2%, Width(Y)±2%	Active Area Length(X)±2%, Width(Y)±2%	Active Area Length(X)±2%, Width(Y)±2%
Memory	Flash	4 GB	64 GB (SSD)	64 GB (SSD)
	RAM	1 GB	4 GB	4 GB
Processor		32-bit RISC 1GHz	Intel Atom® E3827 processor	Intel Atom® E3827 processor
I/O Port	SD Card Slot	SD/SDHC	SD/SDHC/SDXC	SD/SDHC/SDXC
	USB Host	N/A	USB 2.0 x 2 / USB 3.0 x 1	USB 2.0 x 2 / USB 3.0 x 1
	Ethernet	10/100/1000 Base-T x 1	10/100/1000 Base-T x 2	10/100/1000 Base-T x 2
	Audio Output	Built-in Mono Speaker	Built-in Mono Speaker Audio Line Out - 3.5 mm jack x 1	Built-in Mono Speaker Audio Line Out - 3.5 mm jack x 1
RTC		Built-in	Built-in	Built-in
Power	Input Power	24±20%VDC	24±20%VDC	24±20%VDC
	Power Isolation	Built-in	Built-in	Built-in
	Power Consumption	900mA@24VDC	1.5A@24VDC	2A@24VDC
	Voltage Resistance	500VAC (1 min.)	500VAC (1 min.)	500VAC (1 min.)
	Isolation Resistance	Exceed 50MΩ @ 500VDC	Exceed 50MΩ @ 500VDC	Exceed 50MΩ @ 500VDC
	Vibration Endurance	10 to 25Hz (X, Y, Z direction 2G 30 minutes)	10 to 25Hz (X, Y, Z direction 2G 30 minutes)	10 to 25Hz (X, Y, Z direction 2G 30 minutes)
Specification	PCB Coating	Yes	Yes	Yes
	Enclosure	Plastic	Plastic	Aluminum
	Dimensions WxHxD	260.6 x 203.1 x 36.5 mm	260.6 x 203.1 x 44.5 mm	366 x 293 x 54.2 mm
	Panel Cutout	250 x 192 mm	250 x 192 mm	352 x 279 mm
	Weight	Approx. 0.92 kg	Approx. 1.1 kg	Approx. 2.76 kg
	Mount	Panel mount, VESA mount 75 x 75 mm	Panel mount, VESA mount 75 x 75 mm	Panel mount, VESA mount 75 x 75 mm
Environment	Protection Structure	NEMA4 / IP65 Compliant Front Panel	UL Type 4X (indoor use only) / NEMA4 / IP65 Compliant Front Panel	UL Type 4X (indoor use only) / NEMA4 / IP65 Compliant Front Panel
	Storage Temperature	-20° ~ 60° C (-4° ~ 140° F)	-20° ~ 60° C (-4° ~ 140° F)	-20° ~ 70° C (-4° ~ 158° F)
	Operating Temperature	0° ~ 50° C (32° ~ 122° F)	0° ~ 50° C (32° ~ 122° F)	0° ~ 50° C (32° ~ 122° F)
	Relative Humidity	10% ~ 90% (non-condensing)	10% ~ 90% (non-condensing)	10% ~ 90% (non-condensing)
Certificate	CE	CE marked	CE marked	CE marked
	UL		cULus Listed	cULus Listed
Software		cMT Viewer	*Windows® 7 / Windows® 8.1 / Windows® 10 IoT Enterprise (EasyLauncher + cMT Viewer)	*Windows® 7 / Windows® 8.1 / Windows® 10 IoT Enterprise (EasyLauncher + cMT Viewer)

*cMT-iPC10/ cMT-iPC15: License of Windows OS is excluded.

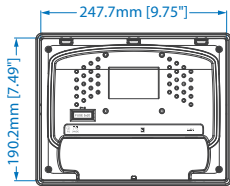
*Intel Atom is a trademark of Intel Corporation or its subsidiaries in the U.S. and/or other countries.

Dimensions

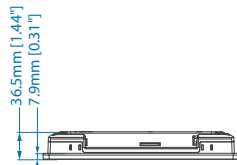
cMT-iV6



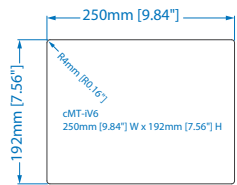
Front View



Rear View

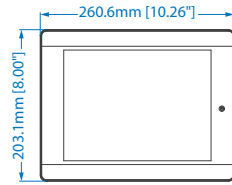


Bottom View

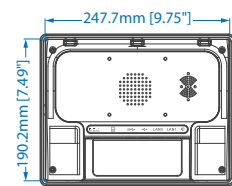


Cutout Dimensions

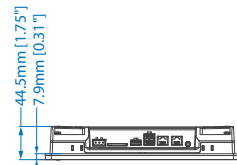
cMT-iPC10



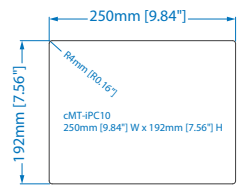
Front View



Rear View

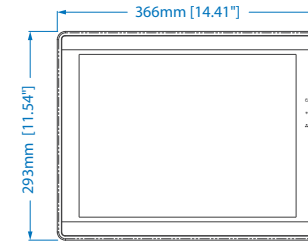


Bottom View

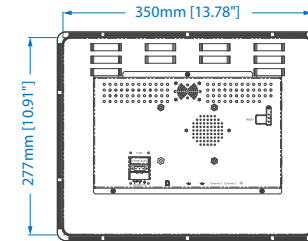


Cutout Dimensions

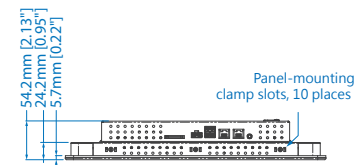
cMT-iPC15



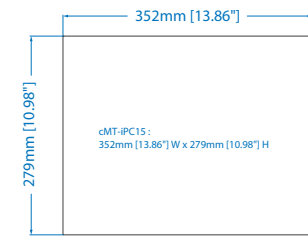
Front View



Rear View



Bottom View



Cutout Dimensions

iR Series



Communication Interface Specifications

Model	iR-ETN	iR-COP	iR-ECAT	
Expansion I/O module	Number of Bus Terminals Digital Input Point Digital Output Point Analog Input Channel Analog Output Channel	Depends on Power Consumption Max. 256 Max. 128 Max. 64 Max. 64	Depends on Power Consumption Max. 256 Max. 128 Max. 64 Max. 64	Depends on Power Consumption Max. 256 Max. 128 Max. 64 Max. 64
Data Transfer Rate	10/100 Mbps	50k~1 Mbps	100 Mbps	
Max. Number of TCP/IP Connections	8 Connections	-	-	
Protocol	Modbus TCP/IP Server, EtherNet/IP™	CANopen Slave	EtherCAT® Slave	
Power	Power Supply Power Dissipation Current for Internal Bus Current Consumption Electrical Isolation Back-up Fuse	24 VDC (-15%/+20%) Nominal 100mA@24VDC Max 2A@5VDC 220mA@5VDC Network to Logic : Isolation Logic to Field power : Isolation ≤ 1.6A Self-recovery	24 VDC (-15%/+20%) Nominal 100mA@24VDC Max 2A@5VDC 170mA@5VDC Isolated CANopen : Yes Isolated power : Yes ≤ 1.6A Self-recovery	24 VDC (-15%/+20%) Nominal 100mA @ 24VDC Max 2A@5VDC 270mA@5VDC Network to Logic : Isolation Logic to Field power : Isolation ≤ 1.6A Self-recovery
Specification	PCB Coating Enclosure Dimensions WxHxD Weight Mount	Yes Plastic 27 x 109 x 81 mm Approx. 0.15 kg 35mm DIN rail mounting	Yes Plastic 27 x 109 x 81 mm Approx. 0.15 kg 35mm DIN rail mounting	Yes Plastic 27 x 109 x 81 mm Approx. 0.15 kg 35mm DIN rail mounting
Environment	Protection Structure Storage Temperature Operating Temperature Relative Humidity	IP20 -20° ~ 70° C (-4° ~ 158° F) 0° ~ 55° C (32° ~ 131° F) 10% ~ 90% (non-condensing)	IP20 -20° ~ 70° C (-4° ~ 158° F) 0° ~ 55° C (32° ~ 131° F) 10% ~ 90% (non-condensing)	IP20 -20° ~ 70° C (-4° ~ 158° F) 0° ~ 55° C (32° ~ 131° F) 10% ~ 90% (non-condensing)
Certification	EMC Immunity	Conforms to EN 55032: 2012+AC: 2013, Class A EN 61000-6-4: 2007+A1:2011 EN 55024: 2010+A1: 2015 EN 61000-6-2:2005	Conforms to EN 55032: 2012+AC: 2013, Class A EN 61000-6-4: 2007+A1:2011 EN 55024: 2010+A1: 2015 EN 61000-6-2:2005	Conforms to EN 55032: 2012+AC: 2013, Class A EN 61000-6-4: 2007+A1:2011 EN 55024: 2010+A1: 2015 EN 61000-6-2:2005
	UL	cULus Listed	cULus Listed	cULus Listed



Digital Input/Output Specifications

Model		iR-DI16-K	iR-DM16-P	iR-DM16-N	iR-DQ16-P	iR-DQ16-N	iR-DQ08-R	
Input Logic		Sink or Source	Sink or Source	Sink or Source	N/A	N/A	N/A	
Number of Inputs		16	8	8	0	0	0	
Output Logic		N/A	Source	Sink	Source	Sink	Relay	
Number of Outputs		0	8	8	16	16	8	
Current Consumption		83mA@5VDC	130mA@5VDC	130mA@5VDC	196mA@5VDC	205mA@5VDC	220mA@5VDC	
HIGH Level Input Voltage		15~28VDC	15~28VDC	15~28VDC	N/A	N/A	N/A	
LOW Level Input Voltage		0~5 VDC	0~5 VDC	0~5 VDC	N/A	N/A	N/A	
Output Voltage		N/A	11~28VDC	11~28VDC	11~28VDC	11~28VDC	250VAC/ 30VDC	
Output Current		N/A	0.5A per channel (Max 4A)	0.5A per channel (Max 4A)	0.5A per channel (Max 4A)	0.5A per channel (Max 4A)	2A per channel (Max 8A)	
Specification	Enclosure	Plastic						
	Dimensions WxHxD	27 x 109 x 81 mm						
	Weight	Approx. 0.12 kg						
	Mount	35mm DIN rail mounting						Approx. 0.13 kg
Environment	Protection Structure	IP20						
	Storage Temperature	-20° ~ 70° C (-4° ~ 158° F)						
	Operating Temperature	0° ~ 55° C (32° ~ 131° F)						
	Relative Humidity	10% ~ 90% (non-condensing)						
Connection	Cross-section	AWG 28-16						AWG 24-16
Certification	EMC Immunity	Conforms to EN 55032: 2012+AC: 2013, Class A; EN 61000-6-4: 2007+A1:2011; EN 55024: 2010+A1: 2015; EN 61000-6-2:2005						
	UL	cULus Listed						



Analog Input/Output Specifications

Model		iR-AI04-VI	iR-AM06-VI	iR-AQ04-VI
Number of Analog Inputs		4 ($\pm 10V/ \pm 20mA$)	4 ($\pm 10V/ \pm 20mA$)	0
Number of Analog outputs		0	2 ($\pm 10V/ \pm 20mA$)	4 ($\pm 10V/ \pm 20mA$)
Current Consumption		70mA@5VDC	70mA@5VDC	65mA@5VDC
Analog Power Supply		24 VDC(20.4 VDC~28.8 VDC) (-15%~+20%)	24 VDC(20.4 VDC~28.8 VDC) (-15%~+20%)	24 VDC(20.4 VDC~28.8 VDC) (-15%~+20%)
Specification	PCB Coating	Yes		
	Enclosure	Plastic		
	Dimensions WxHxD	27 x 109 x 81 mm		
	Weight	Approx. 0.12 kg		
	Mount	35mm DIN rail mounting		
Environment	Protection Structure	IP20		
	Storage Temperature	-20° ~ 70° C (-4° ~ 158° F)		
	Operating Temperature	0° ~ 55° C (32° ~ 131° F)		
	Relative Humidity	10% ~ 90% (non-condensing)		
Connection	Cross-section	AWG 28-16		AWG 24-16
Certification	EMC Immunity	Conforms to EN 55032: 2012+AC: 2013, Class A; EN 61000-6-4: 2007+A1:2011; EN 55024: 2010+A1: 2015; EN 61000-6-2:2005		
	UL	cULus Listed		



Temperature Specifications

Model		iR-AI04-TR
Number of Input Channels		4 (RTD/ Thermocouple)
Current Consumption		65mA@5VDC
Analog Power Supply Specification		24 VDC(20.4 VDC~28.8 VDC) (-15%~+20%)
	PCB Coating	Yes
	Enclosure	Plastic
	Dimensions WxHxD	27 x 109 x 81 mm
	Weight	Approx. 0.12 kg
	Mount	35mm DIN rail mounting
Environment	Protection Structure	IP20
	Storage Temperature	-20° ~ 70° C (-4° ~ 158° F)
	Operating Temperature	0° ~ 55° C (32° ~ 131° F)
	Relative Humidity	10% ~ 90% (non-condensing)
Connection	Cross-section	AWG 28-16
Certification	EMC Immunity	Conforms to EN 55032: 2012+AC: 2013, Class A; EN 61000-6-4: 2007+A1:2011; EN 55024: 2010+A1: 2015; EN 61000-6-2:2005
	UL	cULus Listed



Motion Control Specifications

Model		iR-PU01-P	
Input Logic		Digital input/ output	Differential input/ output
Number of Inputs		Sink Input	Differential Input
Output Logic		4	3 (A/B/Z phase)
Number of Outputs		Source Output	Differential Output
HIGH Level Input Voltage		4	2(A/B phase)
LOW Level Input Voltage		15~28 VDC	-
Input current		0~5 VDC	-
Input Impedance		24 VDC, 5 mA	Meets the Requirements of ANSI Standards TIA/EIA-485-A
System Indicators		3 K Ω	-
Output Voltage		Red LED Input State	
Output Current		24VDC	Meets the Requirements of ANSI Standards TIA/EIA-485-A
Maximum input frequency		50 mA	
Maximum Output frequency		200KHz	2MHz
		40KHz	2MHz
Specification	Number of Axis	1- Axis	
	PCB Coating	Yes	
	Enclosure	Plastic	
	Dimensions WxHxD	27 x 109 x 81 mm	
	Weight	Approx. 0.12 kg	
	Mount	35mm DIN rail mounting	
Environment	Protection Structure	IP20	
	Storage Temperature	-20° ~ 70° C (-4° ~ 158° F)	
	Operating Temperature	0° ~ 55° C (32° ~ 131° F)	
	Relative Humidity	10% ~ 90% (non-condensing)	
Connection	Cross-section	AWG 28-16	
Certification	EMC Immunity	Conforms to EN 55032: 2012+AC: 2013, Class A; EN 61000-6-4: 2007+A1:2011; EN 55024: 2010+A1: 2015; EN 61000-6-2:2005	
	UL	cULus Listed	

Quick Feature Comparison

Standard Model

Advanced Model

	cMT2078X	cMT3072X cMT3072XH	cMT3092X	cMT2108X	cMT2158X	cMT3152X	cMT3161X	cMT3162X	cMT-FHDX-220	cMT-SVR-100 cMT-SVR-200	Gateway cMT-G01 / cMT-G02 cMT-G03 / cMT-G04	cMT-CTRL01
Audio Output			●		●	●	●	●	via HDMI			
Wi-Fi										cMT-SVR-200	cMT-G02	
CAN Bus		●	●			●		●				
Siemens MPI		cMT3072XH	●			●		●	●	●	●	●
Vibration Feedback								●				
Touch Gesture						●	●	●				
3G/4G Dongle	●	●	●	●	●	●	●	●	●	●		
cMT Viewer	●	●	●	●	●	●	●	●	●	●		
EasyWeb 2.0	●	●	●	●	●	●	●	●	●			
WebView	●	●	●	●	●	●	●	●	●			
VNC Server	●	●	●	●	●	●	●	●	●			
Barcode Scanner (Android)		●	●			●		●	●	●		
Event Bar Chart		●	●			●		●	●	●		
IP Camera/Media Player	●	●	●	●	●	●	●	●	●			
Picture View File Browser PDF Reader	●	●	●	●	●	●	●	●	●			
PLC Web Browser		●	●			●		●				
Energy Demand		●	●			●		●	●	●		
MQTT	●	●	●	●	●	●	●	●	●	●	●	●
OPC UA Client	●	●	●	●	●	●	●	●	●	●	●	●
OPC UA Server		●	●			●		●	Optional	Optional	●	●
Database Server		●	●			●		●	●	●	●	●
SQL Query		●	●			●		●	●	●	●*	●*
CODESYS	Optional	Optional	Optional	Optional	Optional	Optional		Optional	Optional			●
EasyAccess 2.0	Optional	Optional	Built-in License	Optional	Optional	Built-in License	Optional	Optional	Optional	cMT-SVR-100 cMT-SVR-200 Optional	Optional	Optional
										cMT-SVR-102 cMT-SVR-202 Built-in License		

*Applicable software version: EasyBuilder Pro V6.05.02 or later.

The Product's colors printed in this brochure may differ from those of the actual product.
All information contained in this brochure is subject to change without notice.
Other company names and product names in this document are the trademarks or registered trademarks of their respective companies.



WEINTEK

Contact

Tel: +886-2-22286770

Fax: +886-2-22286771

Address: 9F., No.910, Zhongzheng Rd.,
Zhonghe Dist., New Taipei City 23586, Taiwan

Website: www.weintek.com

Sales: salesmail@weintek.com

Product Support: servicemail@weintek.com

Weintek

Since the foundation of the company in October of 1995, Weintek Labs., Inc. has been committing itself to being a leading-edge designer and manufacturer of graphic operator interfaces, also known as HMI (Human Machine Interfaces), in Taiwan. We took our rich experience as HMI specialists and set the HMI product standard with state-of-the-art technology, efficient manufacturing, conscientious and careful testing, and global specialized support.

The company's missions are to provide its customers with quality products and superior service as well as to share the fruits of its good teamwork with all of its employees, by which we are able to achieve the goals of establishing a reputation as a leading brand in the industry and ensuring sustainability of the operation and development of enterprise.



RoHS ISO 9001:2015

EN / 2021.02

WEINTEK and the WEINTEK logos are trademarks or registered trademarks of Weintek Labs., Inc. in many countries.

© 2018 All rights reserved by Weintek Labs., Inc.