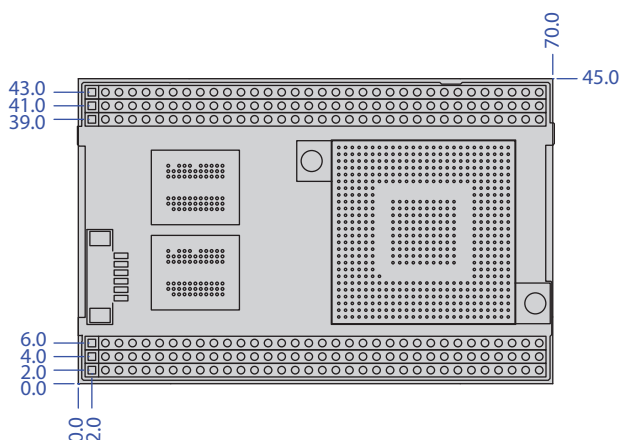



# VSX-DIP-PCI-V2



Unit: mm

## Specifications

<b>SoC</b>	DM&P SoC CPU Vortex86SX- 300MHz Real Time Clock with Lithium Battery Backup
<b>Cache</b>	L1:16K I-Cache, 16K D-Cache
<b>Bus</b>	PCI interface
<b>BIOS</b>	AMI BIOS
<b>System Memory</b>	128/256MB DDR2 Onboard
<b>Watchdog Timer 0 &amp; 1 Sets</b>	Software programmable from 30.5 $\mu$ sec. to 512 sec. x 2 sets (Watchdog 1 fully compatible with M6117D)
<b>LAN</b>	Integrated 10/100Mbps Ethernet
<b>Flash Disk Support</b>	Onboard 2MB SPI Flash Disk
<b>I/O Interface</b>	Enhanced IDE port x1 RS-232 port x5 (TX/RX x1) USB port x4 16-bit GPIO port x2
<b>Connectors</b>	1.25mm 6-pin wafer for JTAG x1
<b>Power Requirement</b>	Single Voltage +5V @ 280mA
<b>Weight</b>	23g
<b>Board Size</b>	70 x 45mm (2.75 x 1.77 inches)
<b>Operating Temperature</b>	-20°C ~ +70°C -40°C ~ +85°C (Optional)

## Packing List

- VSX-DIP-PCI-V2 x1

## Ordering Information

- VSX-DIP-PCI-V2** Vortex86SX DIP-204pin-PCI CPU Module with 128MB DDR2

## DIP-204pin-PCI Module

DIP-204pin-PCI Module (70x45mm) is designed as the kernel of your own application, which integrates the Vortex86SX CPU, onboard 128MB DDR2, BIOS and multi I/O. The I/O interface of DIP-204pin-PCI Module are 34-pin (1x34, pitch 2.0mm) connector x6 which including PCI bus, RS-232, IDE, LAN, USB, and GPIO.

For assisting users easily use our DIP-204pin-PCI Module, ICOP provides complete development kit of DIP-204pin-PCI Development Board for DIP-204pin-PCI Module.

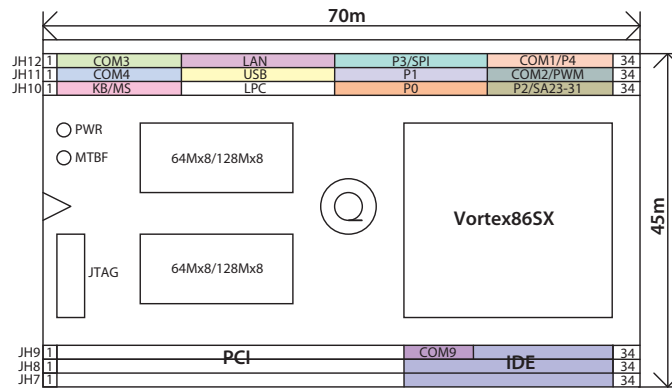
We also supply our customers with referential circuit diagram for easing user's effort during development process. Meanwhile, you can design your own based board which only equips I/O functions you need.

Please visit our website for getting further information you need:

<http://www.dmp.com.tw/tech/vortex86sx/>

You also can contact us for getting referential circuit drawing: [info@icop.com.tw](mailto:info@icop.com.tw)

**VSX-DIP-PCI-V2**



**DIP-204pin-PCI Signal Assignment**

Pin	JH7	JH8	JH9	JH10	JH11	JH12
1	VCC-IN	VCC-IN	VCC3-OUT	VBATT	DCD4\	DCD3\
2	PCICLK0	PGNT-0	PREQ-0	Reset	RXD4\	RXD3\
3	PCICLK1	PGNT-1	PREQ-1	SPEAKER	TXD4\	TXD3\
4	PCICLK2	PGNT-2	PREQ-2	KBCLK	DTR4\	DTR3\
5	GND	GND	GND	KBDATA	DSR4\	DSR3\
6	INT-A	AD30	AD31	MSCLK	RTS4\	RTS3\
7	INT-B	AD28	AD29	MSDATA	CTS4\	CTS3\
8	INT-C	AD26	AD27	24MHZ	RI4\	RI3\
9	INT-D	AD24	AD25	LINK/ACTIVE	GND	GND
10	PCIRST-	AD22	AD23	DUPLEX	LANTX+	LANTX-
11	FRAME-	AD20	AD21	LFRAME-	LANRX+	LANRX-
12	IRDY-	AD18	AD19	LDRQ-	LUSBD0+	LUSBD0-
13	TRDY-	AD16	AD17	SERIRQ	LUSBD1+	LUSBD1-
14	DEVSEL-	AD14	AD15	LAD0	LUSBD2+	LUSBD2-
15	STOP-	AD12	AD13	LAD1	LUSBD3+	LUSBD3-
16	PAR	AD10	AD11	LAD2	GND	GND
17	CBE-3	AD8	AD9	GP00	GP10	SPICS
18	CBE-2	AD6	AD7	GP01	GP11	SPICLK
19	CBE-1	AD4	AD5	GP02	GP12	SPIDO
20	CBE-0	AD2	AD3	GP03	GP13	SPIDI
21	NC	AD0	AD1	GP04	GP14	GP34
22	NC	NC	NC	GP05	GP15	GP35
23	GND	GND	GND	GP06	GP16	GP36
24	IDESA0	IDESA1	TXD9\	GP07	GP17	GP37
25	IDE0	IDED8	RXD9\	LAD3	DCD2\	DCD1\
26	IDE1	IDED9	IDESA2	GP20	RXD2\	RXD1\
27	IDE2	IDED10	IDERST	GP21	TXD2\	TXD1\
28	IDE3	IDED11	IDEINT	GP22	DTR2\	DTR1\
29	IDE4	IDED12	IDEREQ	GP23	DSR2\	DSR1\
30	IDE5	IDED13	IDERDY	GP24	RTS2\	RTS1\
31	IDE6	IDED14	IDEIOW	GP25	CTS2\	CTS1\
32	IDE7	IDED15	IDEACK	GP26	RI2\	RI1\
33	IDEC50	IDEC51	IDECBLID	GP27	TXDEN2	TXDEN1
34	GND	GND	IDEIOR	VCC1.8-OUT	GND	GND

- 1 **1** Processor Module
- 2 **2** Tiny Module
- 3 **3** PC/104 CPU module
- 4 **4** Half-Size CPU module
- 5 **5** 3.5" CPU module
- 6 **6** Peripheral Module
- 7 **7** Display Product Series
- 8 **8** Accessories & Technical Information