

QUICK START GUIDE_R11L

DURABOOK

THANK YOU FOR PURCHASING THE COMPUTER.

THIS GUIDE PROVIDES A QUICK SETUP OF YOUR COMPUTER.

Package Contents

Tablet PC



AC adapter



Power cord

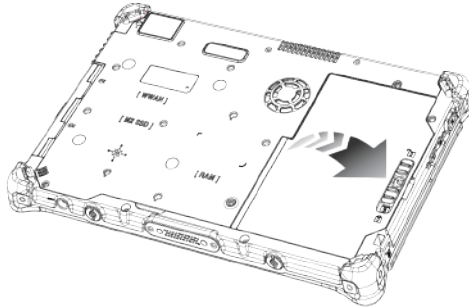


Hand strap

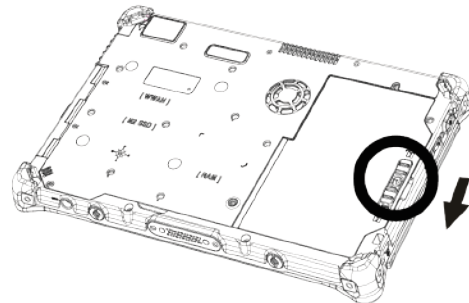


Standard configuration items.


1. Install The Battery
Align and insert the battery into the compartment.




Slide the latch to the lock position to secure the battery.



2. Connect The AC Adapter
The AC adapter powers up the device and charges the battery.



3. Power It On
Click the power button.



62+009696+00

QUICK START GUIDE_R11L

DURABOOK

